

CAROLINA

2013-14 Tar Heel Women's Basketball



**Congratulations to
Coach Sylvia Hatchell**
Naismith Basketball
Hall of Fame Inductee
2013



“The Shot”



Twenty years ago this spring, Charlotte Smith had to wait for the replay to watch the biggest shot in North Carolina women's basketball history fall through the net. Her three-pointer with a mere 00:00.7 showing on the clock gave Sylvia Hatchell's program the 1994 NCAA Championship.

2013-14 Quick Facts

The University of North Carolina

Location.....Chapel Hill, N.C.
Chartered.....1789
Undergraduate Enrollment.....18,503
Chancellor.....Carol Folt
Director of Athletics.....Bubba Cunningham
Sr. Women's Administrator.....Dr. Beth Miller
Affiliation.....NCAA Division I
Conference.....Atlantic Coast
Nickname.....Tar Heels
School colors.....Carolina Blue and white
Athletic department phone.....(919) 962-6000
Ticket office phones.....(919) 962-2296;
.....1-800-722-HEEL (4335)

Women's Basketball Facility

Home arena.....Carmichael Arena
Capacity.....6,822

Women's Basketball Staff

Head Coach.....Sylvia Hatchell
Alma Mater.....Carson-Newman, 1974
Career Record.....908-321 (38 seasons)
Record at UNC.....636-241 (27 seasons)
Associate Head Coach.....Andrew Calder
Assistant Coach... Tracey Williams-Johnson
Assistant Coach.....Ivory Latta
Director of Operations.....Greg Law
Special Assistant to the Head Coach/Director
of Video Services and Scouting.....Billy Lee
Strength and Conditioning Coach
.....Jason Beaulieu
Academic Advisor.....Jaimie Lee
Head Athletic Trainer.....Nicole Alexander
Team Physician.....Dr. Harry Stafford

Women's Basketball Team Information

2012-13 record.....29-7
2012-13 ACC record.....14-4 (2nd)
2013 ACC Tournament.....Finalist
(In Greensboro, N.C., beat Boston Col-
lege, 90-51, in quarterfinals; beat Maryland,
54-53, in semifinals; lost to Duke, 92-73, in
final)
2013 NCAA Tournament.....Second Round
(In Newark, Del., beat Albany, 59-54, in first
round; lost to Delaware, 78-69, in second
round)

UNC Athletic Communications

Assistant A.D. (Comm.).....Kevin Best
WBB contact.....Mark Kimmel
Office phone.....(919) 962-0084
Email.....mkimmel@unc.edu
Fax.....(919) 962-0612
Cell phone.....(919) 619-3344

Roster at a Glance

#1 Stephanie Mavunga (Fr., F)
#2 Latifah Coleman (Jr., G)
#3 Megan Buckland (So., G)
#10 Danielle Butts (Jr., G)
#11 Brittany Rountree (Jr., G)
#13 Hillary Fuller (RFr., F)
#15 Allisha Gray (Fr., G)
#22 N'Dea Bryant (So., G)
#23 Diamond DeShields (Fr., G)
#24 Jessica Washington (Fr., G)
#30 Hillary Summers (RFr., F)
#31 Erika Johnson (Jr., G)
#34 Xylina McDaniel (So., F)

Schedule at a Glance

N8	Air Force	4:30 p.m.
N11	Tennessee	9 p.m.
N17	at UCLA	5 p.m.
N21	Coastal Carolina	6 p.m.
N24	Coppin State	2 p.m.
N28	vs. Arkansas State-1	3:30 p.m.
N29	vs. Arizona State-1	1 p.m.
N30	vs. Illinois-1	3:30 p.m.
D4	Nebraska-2	6 p.m.
D14	Charleston Southern	1 p.m.
D16	vs. New Orleans-3	6:30 p.m.
D18	vs. South Carolina-3	7 p.m.
D21	High Point	1 p.m.
J2	James Madison	2 p.m.
J5	Maryland	3 p.m.
J9	NC State	6 p.m.
J12	at Florida State	1 p.m.
J16	Clemson	6 p.m.
J19	at Boston College	1 p.m.
J23	at Wake Forest	7 p.m.
J30	Syracuse	7 p.m.
F2	Miami	2 p.m.
F6	at Georgia Tech	7 p.m.
F10	at Duke	7 p.m.
F13	Pittsburgh	6 p.m.
F16	at NC State	3:30 p.m.
F20	at Virginia	6:30 p.m.
F23	Virginia Tech	2 p.m.
F27	at Notre Dame	7 p.m.
M2	Duke	1 p.m.
M5-9	ACC Tournament-4	

1-Cancun Challenge, Cancun, Mexico
2-ACC/Big Ten Challenge
3-Myrtle Beach Convention Center
4-Greensboro, N.C.

Inside the Yearbook

About the Tar Heels

2013-14 Roster.....2
2013-14 Schedule.....4
Class Photos.....5

Player Profiles

Latifah Coleman.....8
Megan Buckland.....11
Danielle Butts.....14
Brittany Rountree.....17
Erika Johnson.....19
N'Dea Bryant.....21
Xylina McDaniel.....23
Hillary Fuller.....25
Hillary Summers.....27
Diamond DeShields.....28
Allisha Gray.....29
Stephanie Mavunga.....30
Jessica Washington.....31
TV/Radio Roster.....32

UNC Staff and Administration

Head Coach Sylvia Hatchell.....33
Associate Head Coach Andrew Calder.....37
Assistant Coach Tracey Williams-Johnson.....38
Assistant Coach Ivory Latta.....39
Support Staff.....40
Senior Women's Admin. Beth Miller.....41
Director of Athletics Bubba Cunningham.....42
Chancellor Holden Thorp.....43

This is Carolina

A look at the University of North Carolina and
the Tar Heel women's basketball program.44

2012-13 Season Review


Season Results.....86
Season Statistics.....87
Notes on the Season.....88
Statistical Rankings.....91

Program History

1994 NCAA Championship.....94
All-Time Coaching Records.....97
Retired and Honored Jerseys.....98
Carolina Basketball History.....100
ACC 50th Anniversary Team.....103
All-Time Letterwinners.....104
All-Time Uniform Numbers.....105
Year-by-Year Results.....106
NCAA Tournament History.....113
ACC Champions.....114
ACC Tournament History.....117
Opponent History/Series Records.....118
Carolina in the National Polls.....122
Carolina Against Ranked Teams.....123
Career Records.....124
Single-Season Records.....125
Single-Game Records.....126
ACC Awards.....127
All-America Performers.....128
International Basketball.....130
1,000-Point Scorers.....131

Covering the Tar Heels

Information for the Media.....135





Front row (L to R): Associate head coach Andrew Calder, assistant coach Tracey Williams-Johnson, Danielle Butts, Allisha Gray, Brittany Rountree, Jessica Washington, Megan Buckland, Latifah Coleman, special assistant to the head coach Billy Lee and head coach Sylvia Hatchell.

Back row (L to R): Athletic trainer Nicole Alexander, director of operations Greg Law, head manager Melanique DeVeaux, undergraduate assistant coach Whitney Adams, N'Dea Bryant, Erika Johnson, Hillary Summers, Stephanie Mavunga, Xylina McDaniel, Diamond DeShields, Hillary Fuller, video coordinator Katie Kuester, strength and conditioning coach Jason Beaulieu and academic coordinator Jaimie Lee.

Not pictured: assistant coach Ivory Latta.

2013-14 North Carolina Tar Heels

#	Player	Ht.	Pos.	Cl.	Hometown (High School/Previous College)
1	Stephanie Mavunga	6-3	F	Fr.	Indianapolis, Ind. (Brownsburg)
2	Latifah Coleman	5-9	G	Jr.	Pageland, S.C. (Central)
3	Megan Buckland	6-0	G	So.	High Point, N.C. (Bishop McGuinness)
10	Danielle Butts	5-10	G	Jr.	Winterville, N.C. (South Central)
11	Brittany Rountree	5-9	G	Jr.	Jacksonville, Fla. (The Potter's House)
13	Hillary Fuller	6-2	F	Fr.*	Jacksonville, Fla. (The Potter's House)
15	Allisha Gray	6-0	G	Fr.	Sandersonville, Ga. (Washington Country)
22	N'Dea Bryant	6-0	G	So.	Goose Creek, S.C. (Goose Creek)
23	Diamond DeShields	6-1	G	Fr.	Norcross, Ga. (Norcross)
24	Jessica Washington	5-8	G	Fr.	Tulsa, Okla. (Jenks)
30	Hillary Summers	6-2	F	Fr.*	Fayetteville, N.C. (Village Christian Academy)
31	Erika Johnson	6-2	G	Jr.	Seattle, Wash. (Holy Names Academy)
34	Xylina McDaniel	6-2	F	So.	Columbia, S.C. (Spring Valley)

Coaching Staff

Head Coach: Sylvia Hatchell

Associate Head Coach: Andrew Calder

Assistant Coaches: Tracey Williams-Johnson, Ivory Latta

Director of Operations: Greg Law

Special Assistant to the Head Coach/Director of Scouting and Video Services: Billy Lee

By Eligibility

Juniors

Danielle Butts
Latifah Coleman
Brittany Rountree
Erika Johnson

Sophomores

N'Dea Bryant
Megan Buckland
Xylina McDaniel

Freshmen

Diamond DeShields
Hillary Fuller
Allisha Gray
Hillary Summers
Stephanie Mavunga
Jessica Washington

By Height

6-foot-3

Stephanie Mavunga

6-foot-2

Hillary Fuller
Erika Johnson
Xylina McDaniel
Hillary Summers

6-foot-1

Diamond DeShields

6-foot-0

Megan Buckland
N'Dea Bryant
Allisha Gray

5-foot-10

Danielle Butts

5-foot-9

Latifah Coleman
Brittany Rountree

5-foot-8

Jessica Washington

Pronunciations

N'Dea BryantEN DEE-uh
Latifah Colemanluh-TEE-fuh
Allisha Grayuh-LEE-shuh
Sylvia HatchellHATCH-uhl
Stephanie Mavunga.....muh-VUN-guh
Xylina McDaniel.....zuh-LEE-nuh

Alphabetically

22	N'Dea Bryant	31	Erika Johnson
3	Megan Buckland	1	Stephanie Mavunga
10	Danielle Butts	34	Xylina McDaniel
2	Latifah Coleman	11	Brittany Rountree
23	Diamond DeShields	30	Hillary Summers
13	Hillary Fuller	23	Jessica Washington
15	Allisha Gray		

2013-14 Roster Breakdown

Starters returning Two

Xylina McDaniel (So., F, 6-2, 11.3 ppg, 7.1 rpg)
Brittany Rountree (Jr., G, 7.2 ppg, 2.6 rpg)

Letterwinners returning Seven

N'Dea Bryant (So., G, 6-0, 2.0 ppg, 1.2 rpg)
Megan Buckland (So., G, 5.7 ppg, 1.6 rpg)
Danielle Butts (Jr., G, 4.7 ppg, 4.6 rpg)
Brittany Rountree (Jr., G, 7.2 ppg, 2.6 rpg)
Latifah Coleman (Jr., G, 3.9 ppg, 1.8 rpg)
Erika Johnson (Jr., G, 6-2, 1.5 ppg, 1.7 rpg)
Xylina McDaniel (So., F, 6-2, 11.3 ppg, 7.1 rpg)

Redshirt Freshmen Two

Hillary Fuller (Fr., F, 6-2)
Hillary Summers (Fr., F, 6-2)

Newcomers Four

Diamond DeShields (Fr., G, 6-1)
Allisha Gray (Fr., G, 6-0)
Stephanie Mavunga (Fr., F, 6-3)
Jessica Washington (Fr., G, 5-8)

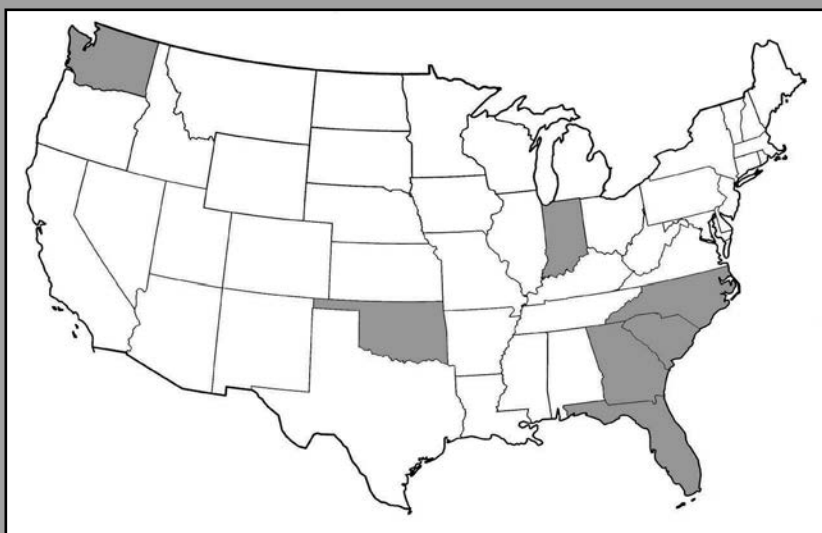
Starters lost Three

Krista Gross (Sr., G/F, 6.4 ppg, 8.4 rpg)
Tierra Ruffin-Pratt (Sr., G, 15.5 ppg, 3.7 rpg)
Waltiea Rolle (Sr., F/C, 12.1 ppg, 6.6 rpg)

Letterwinners lost Three

Krista Gross (Sr., G/F, 6.4 ppg, 8.4 rpg)
Tierra Ruffin-Pratt (Sr., G, 15.5 ppg, 3.7 rpg)
Waltiea Rolle (Sr., F/C, 12.1 ppg, 6.6 rpg)

By Home State



Florida

Hillary Fuller
Brittany Rountree

Georgia

Diamond DeShields
Allisha Gray

Indiana

Stephanie Mavunga

North Carolina

Megan Buckland
Danelle Butts
Hillary Summers

Oklahoma

Jessica Washington

South Carolina

N'Dea Bryant
Latifah Coleman
Xylina McDaniel

Washington

Erika Johnson

2013-14 Schedule

Day	Date	Opponent	Site	Time	TV
Wed.	Oct. 30	Carson-Newman (exhibition)	Chapel Hill	6 p.m.	GoHeelsTV
Tue.	Nov. 5	Wingate (exhibition)	Chapel Hill	6 p.m.	GoHeelsTV
Fri.	Nov. 8	Air Force	Chapel Hill	4:30 p.m.	GoHeelsTV
Mon.	Nov. 11	Tennessee	Chapel Hill	9 p.m.	ESPN2
Sun.	Nov. 17	at UCLA	Los Angeles, Calif.	6 p.m.	Pac-12
Thu.	Nov. 21	Coastal Carolina	Chapel Hill	6 p.m.	GoHeelsTV
Sun.	Nov. 24	Coppin State	Chapel Hill	2 p.m.	GoHeelsTV

Cancun Challenge

Thu.	Nov. 28	vs. Arkansas State	Cancun, Mexico	3:30 p.m.
Fri.	Nov. 29	vs. Arizona State	Cancun, Mexico	1 p.m.
Sat.	Nov. 30	vs. Illinois	Cancun, Mexico	3:30 p.m.

ACC/Big Ten Challenge

Wed.	Dec. 4	Nebraska	Chapel Hill	6 p.m.	ESPN3
Sat.	Dec. 14	Charleston Southern	Chapel Hill	1 p.m.	GoHeelsTV
Mon.	Dec. 16	vs. New Orleans	Myrtle Beach, S.C.	6:30 p.m.	
Wed.	Dec. 18	vs. South Carolina	Myrtle Beach, S.C.	7 p.m.	
Sat.	Dec. 21	High Point	Chapel Hill	1 p.m.	GoHeelsTV
Thu.	Jan. 2	James Madison	Chapel Hill	2 p.m.	
Sun.	Jan. 5	Maryland	Chapel Hill	3 p.m.	ESPNU
Thu.	Jan. 9	NC State	Chapel Hill	6 p.m.	ESPN3
Sun.	Jan. 12	at Florida State	Tallahassee, Fla.	1 p.m.	RSN/ESPN3
Thu.	Jan. 16	Clemson	Chapel Hill	6 p.m.	ESPN3
Sun.	Jan. 19	at Boston College	Chestnut Hill, Mass.	1 p.m.	
Thu.	Jan. 23	at Wake Forest	Winston-Salem, N.C.	7 p.m.	
Thu.	Jan. 30	Syracuse	Chapel Hill	7 p.m.	RSN/ESPN3
Sun.	Feb. 2	Miami	Chapel Hill	2 p.m.	RSN/ESPN3
Thu.	Feb. 6	at Georgia Tech	Atlanta, Ga.	7 p.m.	ESPN3
Mon.	Feb. 10	at Duke	Durham, N.C.	7 p.m.	ESPN2
Thu.	Feb. 13	Pittsburgh	Chapel Hill	6 p.m.	ESPN3
Sun.	Feb. 16	at NC State (Play 4 Kay)	Raleigh, N.C.	3:30 p.m.	ESPN2
Thu.	Feb. 20	at Virginia	Charlottesville, Va.	6:30 p.m.	RSN/ESPN3
Sun.	Feb. 23	Virginia Tech	Chapel Hill	2 p.m.	ESPN3
Thu.	Feb. 27	at Notre Dame	South Bend, Ind.	7 p.m.	ESPN3
Sun.	Mar. 2	Duke	Chapel Hill	1 p.m.	ESPN

2014 ACC Tournament (Greensboro Coliseum)

Wed.-Sun., March 5-9 in Greensboro, N.C.

2014 NCAA Tournament Sites

First Round - Wednesday, March 5

Game 1: Seed #12 vs Seed #13 - 1 p.m. (RSN)
 Game 2: Seed #10 vs Seed #15 - 3:30 p.m. (RSN)
 Game 3: Seed #11 vs Seed #14 - 6:30 p.m. (RSN)

Second Round - Thursday, March 6

Game 4: Seed #5 vs Game 1 winner - 11 a.m. (RSN)
 Game 5: Seed #8 vs Seed #9 - 2 p.m. (RSN)
 Game 6: Seed #7 vs Game 2 winner - 6 p.m. (RSN)
 Game 7: Seed #6 vs Game 3 winner - 8 p.m. (RSN)

Quarterfinals - Friday, March 7

Game 8: Seed #4 vs Game 4 winner - 11 a.m. (RSN)
 Game 9: Seed #1 vs Game 5 winner - 2 p.m. (RSN)
 Game 10: Seed #2 vs Game 6 winner - 6 p.m. (RSN)
 Game 11: Seed #3 vs Game 7 winner - 8 p.m. (RSN)

Semifinals - Saturday, March 8

Game 12: Semifinal 1 - 5 p.m. (ESPNU)
 Game 13: Semifinal 2 - 7:30 p.m. (ESPNU)

Championship - Sunday, March 9

Game 14: Winners of semifinal contests - 7 p.m. (ESPN)


First and Second Rounds: Ames, Iowa; Baton Rouge, La.; Chapel Hill, N.C.; College Park, Md.; College Station, Texas; Durham, N.C.; Iowa City, Iowa; Knoxville, Tenn.; Lexington, Ky.; Los Angeles, Calif.; Seattle, Wash.; Storrs, Conn.; Toledo, Ohio; University Park, Penn.; Waco, Texas; and West Lafayette, Ind.

Regionals: Lincoln, Neb.; Louisville, Ky.; Notre Dame, Ind., and Stanford, Calif.

Final Four: Nashville, Tenn. (Bridgestone Arena)

RSN = Regional Sports Network (FOX Sports South, FOX Sports Carolinas, FOX Sports Florida, Sun Sports, FOX Sports Indiana, Comcast Sports Net Mid-Atlantic, NESN, the YES Network, MSG [N.Y.] and Root Sports [Pa.]).

*All conference games carried on the Regional Sports Network (RSN) will also be available via WatchESPN.
 All times Eastern.*



**Hillary Summers, Xylina McDaniel,
Hillary Fuller, N'Dea Bryant**



**Danielle Butts, Megan Buckland, Brittany Rountree,
Erika Johnson**



**Latifah
Coleman**



**Diamond DeShields, Stephanie Mavunga,
Jessica Washington, Allisha Gray**

Endowed Scholarships

• Fred C. Avent Memorial Scholarship

Established by the late Fred C. Avent, who earned a B.S. in business administration at Carolina in 1962 and an MBA in 1963, and his wife, Marion, who lives in Florence, S.C. Fred was the President of the Pepsi-Cola Bottling Co. in Florence until he passed away.

• Gary Bowman Family Scholarship

Gary Bowman received his B.S. in pharmacy from UNC in 1984. He is the owner of Best Care Pharmacy in Oxford, N.C., where he resides with his wife Susan. Susan received her journalism degree from Carolina in 1982.

• Dr. & Mrs. William L. Chambers Scholarship

Established by former UNC basketball player Bill Chambers, who earned a B.S. in dentistry in 1973, a D.D.S. in 1976 and a master's degree in 1979. He and his wife, Cathy, live in Asheville, N.C. Their oldest daughter Courtney played basketball for UNC from 2000 to 2003 and their other daughter Stephanie received her B.S. in biology from Carolina in 2006.

• Mr. & Mrs. David R. Clark Scholarship

Established by David and Jo Clark, who live in Hickory, N.C. David, a former member of the Educational Foundation Board of Directors, earned a B.A. in business administration from Carolina in 1981. Jo graduated from Carolina with a BSDH degree in 1981.

• The Dillard Family Scholarship

Both George Dillard and his son Dave graduated from UNC, George in 1958 with a B.S. in pharmacy and Dave in 1983 with a B.S. in business administration. George is retired owner of and pharmacist with Tar Heel Retail Drugs in Graham and Dave is a Certified Public Accountant. The Dillards have endowed two athletic scholarships at Carolina.

• Rosemary M. Douglas Scholarship

The late Roger Douglas of Jacksonville, N.C., did not attend the University of North Carolina, but was a generous supporter of the athletic department. Roger named the scholarship in his wife Rosemary's memory.

• The Andrea Jane Early Scholarship

Established by the late A. James Early III, who named the scholarship for his daughter. Jim earned a B.S. in business from Carolina in 1961 and was a retired VP for First Union Corp. His wife Suzannah resides in Charlotte, N.C.

• Page & Katherine Graham Memorial Scholarship

Page Graham played tackle at Carolina from 1939-1942 and lacrosse in 1941. He graduated from UNC in 1943 with a bachelor of arts degree, then coached at NC State, Catawba and Guilford College. He also worked in the aggregates industry for a number of years. Page was a Past-President of The Educational Foundation and former Executive Committee member. A long-time Winston-Salem resident, he passed away in 2007 and his wife Katherine passed away in 2009.

• Gene Grigg Scholarship

Established by Gene Grigg, a 1971 UNC graduate receiving his degree in business administration. He is a former member of the Educational Foundation's Board of Directors and he resides in Morganton, N.C., with his wife Cindi.

• R. Cartwright "Cart" Carmichael Jr. Scholarship

Established by Tom and Susan Grote of Winston-Salem, N.C. in memory of Susan's father Cart Carmichael. Both Tom and Susan are graduates of UNC. Tom received his chemistry degree in 1978, while Susan received her history degree in 1979. Tom is a physician with the Forsyth Cancer Center.

• David and Sheila Groves Scholarship

David Groves received his Bachelor of Arts degree in English from the University of North Carolina in 1977. He also received his M.B.A. in 1981 from UNC. He and his wife Sheila reside in Greensboro, N.C.

• Don and Sandra Henson Scholarship

Don Henson was a 1945 UNC graduate. He and his wife Sandra moved to Chapel Hill from Kinston, N.C., where Don practiced dentistry. Don is a former Chairman of the Educational Foundation Board of Directors. Don was a big supporter of UNC and its various athletic teams including women's basketball until his death in September 2011.

• Ashley Carter and Haley Marie Hiatt Scholarship

Jim Millis endowed this athletic scholarship at UNC in honor of two of his granddaughters, Ashley and Haley. Jim was a 1947 UNC graduate and endowed another scholarship in the sport of women's swimming in honor of his daughters. He was awarded the William R. Davie Award by the UNC Board of Trustees and is a former member of the Educational Foundation's Board of Directors. His wife Jesse resides in High Point, N.C.

• C.W. Higgins Memorial Scholarship

Established by C.W. Higgins, Jr., known as Buck, who was an Educational Foundation member for 60 years until his death in 2007. A 1939 UNC graduate who lived in Galax, Va., he endowed the scholarship in memory of his father.

• Robbie & Nina Hill Scholarship

This is one of three athletic scholarships established by the Hill family. Robbie and Nina Hill live in Kinston, N.C.

• The Ireland Family Scholarship

Established by Gregg and Lori Ireland, who live in Chapel Hill. Gregg is a former member of the Educational Foundation's Board of Directors and Lori is a former member of the Executive Board.

• Dale and Kelley Jarrett Scholarship

Although neither Dale or Kelley Jarrett attended the University of North Carolina they are big Carolina fans as their daughter Natalee graduated from UNC in 2010 with a degree in journalism and mass communication. Dale has made a name for himself in NASCAR and retired from driving the #88 UPS Ford in 2008. The Jarretts reside in Conover, N.C.

• Sion D. Jennings Scholarship

Established by Jackie Jennings Lambertsen, along with her late father, for whom the scholarship is named. Jackie earned a B.S. in business from Carolina in 1968 and lives in Chapel Hill.

• Edwina Woodbury and Dennis McGill Scholarship

Established by Edwina Woodbury, a 1973 B.S.B.A. UNC graduate, and her husband, Dennis McGill. Edwina is President/CEO of The Chapel Hill Press while Dennis is Vice-President. They live in Chapel Hill.

• Dr. and Mrs. Benjamin F. Lowe, Jr. & Family Scholarship

Dr. Benjamin Lowe endowed this scholarship along with his wife Suzanne. They reside in Burlington, N.C. Ben, an orthodontist, received his DDS degree from Carolina in 1990 and his master's in 1993.

• The Nicholson Family Scholarship

Established by Paul and Ruth Nicholson, who live in Charlotte. Paul is a 1969 UNC graduate and former member of The Educational Foundation's Board of Advisors.

• Marshall Spears Pully Scholarship

Marshall Spears Pully received her B.S. in commerce from UNC in 1948. A resident of Rocky Mount, N.C., until her death, she was president of the Women's Athletic Association from 1947-48.

• PNC Financial Services Group Scholarship

PNC Financial Service Group is an active supporter of UNC athletics.

• Benamine and The Reverend Jennie Lou Reid Scholarship

Benamine Reid completed his A.B. degree in history at UNC in 1971. He was a basketball manager while in Chapel Hill. Ben graduated from the University of Georgia School of Law and has practiced in Miami since 1974. His most interesting client is Shaquille O'Neal. He is a former member of the Board of Advisors for the Educational Foundation and has served on other University Boards. Ben's wife, Jennie Lou, is an Episcopal priest. She graduated from Duke with a major in Latin but has a master's from Carolina. The Reids' son, Ben, is a 2009 UNC sports administration graduate.

• George Renfro Scholarship

Established by George Renfro, a Carolina fan who lives in Asheville, N.C. George is the Managing General Partner of Nash Renfro Investments.

• Doc Jones Thurston, Jr., Family Scholarship

Established by Stella Thurston and her son Doc Thurston, III, in honor of Doc Thurston, Jr., Stella's husband and Doc III's father, who graduated from Carolina in 1932. The Thurstons reside in Charlotte, N.C.

• Marlene and Roger Werner Scholarship

Roger Werner and his wife Marlene reside in Cedarhurst, N.Y. Roger received his Bachelor of Arts degree in economics from Carolina in 1968 and is the VP of Vista Planning, a financial planning firm.

• George & Jan Woltman Scholarship

Although George did not attend UNC, his wife Jan received her B.A. in political science from Carolina in 1979. They are big Carolina supporters having endowed two athletic scholarships at UNC. The Woltmans reside in Windermere, Fla.


• Jim & Johanna Yopp Scholarship

Established by Jim and Johanna Yopp of Winston-Salem, N.C., Jim earned a degree in chemistry from UNC in 1956 and their daughter, Sara, graduated from Carolina in 1991.

CAROLINA

2013-14 Tar Heel Women's Basketball


MEET THE TAR HEELS





LATIFAH COLEMAN • 2

REDSHIRT JUNIOR • GUARD • 5-9 • PAGELAND, S.C.



Career Highs

Points: 17 (vs. Maryland, 3/9/13)
 Rebounds: 6 (Kennesaw State, 3/13/11; North Carolina Central, 12/12/12)
 Assists: 4 (Gardner-Webb, 11/12/11; Radford, 12/5/12; Florida State, 1/31/13; Wake Forest, 2/14/13)
 Steals: 6 (Georgia Tech, 2/10/13)
 Minutes: 36 (Wake Forest, 2/14/13)

2012-13 Season Highs

Points: 17 (vs. Maryland, 3/9/13)
 Rebounds: 6 (NC Central, 12/12/12)
 Assists: 4 (Radford, 12/5/12; Florida State, 1/31/13; Wake Forest, 2/14/13)
 Steals: 6 (Georgia Tech, 2/10/13)
 Minutes: 36 (Wake Forest, 2/14/13)

Coleman's Career Statistics

Year	GP-GS	FGM-A-PCT	3FGM-A-PCT	FTM-A-PCT	O-D-REB/AV	A	TO	B	ST	PF	MIN/AV	PTS/AV
2010-11	31-0	16-57-28.1	4-20-20.0	13-20-65.0	13-25-38/1.2	11	14	3	21	24	244/7.9	49/1.6
2011-12	4-0	7-13-53.8	3-4-75.0	5-10-50.0	4-6-10/2.5	9	4	1	6	3	64/16.0	22/5.5
2012-13	35-2	43-136-31.6	13-37-35.1	36-61-59.0	14-48-62/1.8	56	79	2	31	31	551/15.7	135/3.9
Career	70-2	66-206-32.0	20-61-32.8	54-91-59.3	31-79-110/1.6	70	97	6	58	58	859/12.3	206/2.9

REDSHIRT SOPHOMORE SEASON 2012-13

Returned from knee surgery to appear in 35 games as a reserve guard and defensive standout • Also started a pair of games • Averaged 3.9 points, 1.8 rebounds and 1.6 assists per game • Earned second-team ACC All-Tournament honors after scoring a career-high 17 points in the semifinal win over Maryland • Also had 10 points in the final against Duke • Started and played a career-high 36 in the win over Wake Forest on Feb. 14 • Helped the Tar Heels to a 60-58 victory at Georgia Tech on Feb. 10 with 13 points and a career-high six steals • Matched her career high with four assists on three occasions • Matched a career best with six rebounds in the win over North Carolina Central on Dec. 12.

SOPHOMORE SEASON 2011-12

Played in just four games before suffering a torn ACL in the game against Presbyterian College on Nov. 22 • Received a medical redshirt • Averaged 5.5 points and 2.5 rebounds in the four games of the 2011-12 season • Scored a then career-high 11 points against USC Upstate on Nov. 13 • Also had nine points and four assists in the season opener against Gardner-Webb.

FRESHMAN SEASON 2010-11

Energetic defender who provided a spark off the bench with her hustle and enthusiasm • Appeared in 31 games, averaging 1.6 points and 1.2 rebounds per contest • Scored four points in her debut against North Florida • Finished with a then career-high eight points in 19 minutes and made her first career three-pointer against Coastal Carolina on Nov. 19 • Appeared in all three games of the Rainbow Wahine Showdown and scored four points against Washington State in the quarterfinals • Played five minutes and made a three-pointer against Iowa on Dec. 2 • Played a season-high 22 minutes and scored four points in the win over College of Charleston on Dec. 28 • Appeared in 11 Atlantic Coast Conference games and scored four points • Played 17 minutes and finished with three points against Kennesaw State on March 13 • Saw time against both Fresno State and Kentucky in the NCAA Tournament.

PREP/PERSONAL

Coached by Rhonda Wallace • Four-time all-state performer in South Carolina and the 2010 SCBCA AA Player of the Year • First player in school history to be named all-state four times • First female player in school history to score over 1,000 career points • Played on three AAU state championship teams • Ranked among the nation's top 100 shooting guards by ESPN HoopGurlz • Averaged 22.1 points, 3.8 assists, 5.3 rebounds and 2.8 steals per game as a junior and 24.4 points, 4.7 rebounds, 3.2 steals and 3.1 assists per game as a senior • Daughter of William and Maxine Coleman.



Player Bios **Latifah Coleman**



2012-13 Season

Date	Opponent	Starts	FG	3FG	FT	O-D-REB	A	T	B	S	MIN	PTS
11/9	Davidson		3-8	1-2	0-0	1-1-2	3	4	0	0	22	7
11/11	Duquesne		1-2	0-0	0-2	1-2-3	2	3	0	1	9	2
11/14	Georgetown		0-1	0-1	0-2	1-0-1	0	3	0	0	8	0
11/18	at Iowa		0-1	0-0	0-0	0-0-0	1	1	0	0	3	0
11/24	La Salle		0-6	0-1	2-2	0-0-0	2	1	0	0	13	2
11/25	UNC Asheville		0-1	0-0	0-0	0-0-0	2	1	0	1	3	0
11/28	Ohio State		1-2	1-1	2-4	1-3-4	1	1	0	0	17	5
12/2	at Tennessee		0-7	0-1	4-7	1-1-2	3	4	0	1	30	4
12/5	Radford	*	0-2	0-1	0-0	0-2-2	4	10	0	1	31	0
12/12	North Carolina Central		1-5	0-1	2-2	1-5-6	1	3	0	1	20	4
12/16	at Coastal Carolina		1-3	1-2	0-0	0-0-1	2	1	0	0	11	3
12/19	vs. East Carolina		3-5	0-0	0-0	1-3-4	1	4	0	1	21	6
12/28	East Tennessee State		1-2	1-2	0-2	0-1-1	2	3	0	1	12	3
12/30	at Clemson		0-1	0-0	0-0	0-1-1	0	2	0	0	13	0
1/3	Maryland		1-3	1-1	0-0	0-2-2	1	1	0	1	7	3
1/6	Virginia Tech		0-3	0-1	0-0	1-0-1	2	0	0	0	11	0
1/10	at NC State		0-2	0-1	2-2	0-1-1	2	1	0	1	9	2
1/13	Georgia Tech		4-4	0-0	0-0	0-2-2	3	2	0	3	13	8
1/17	Virginia		0-0	0-0	0-1	0-0-0	0	1	0	1	6	0
1/24	at Maryland		2-6	0-3	0-0	1-1-2	2	0	0	0	16	4
1/27	at Miami		2-6	0-1	3-5	0-1-1	0	4	0	1	23	7
1/31	Florida State		1-3	0-0	5-6	0-4-4	4	3	0	1	17	7
2/3	Duke		0-1	0-0	0-0	0-0-0	1	0	0	1	7	0
2/7	at Boston College		3-5	1-1	0-0	0-1-1	2	1	0	0	18	7
2/10	at Georgia Tech		3-8	1-2	6-10	2-1-3	3	4	0	6	26	13
2/14	Wake Forest	*	0-6	0-1	0-0	0-2-2	4	5	0	1	36	0
2/17	at Florida State		1-2	0-1	2-2	2-0-2	0	1	0	0	16	4
2/22	at Virginia Tech		2-5	2-2	0-0	0-3-3	3	3	1	0	24	6
2/24	NC State		0-3	0-0	0-2	0-3-3	0	1	0	2	14	0
2/28	Boston College		1-6	0-1	2-2	0-3-3	2	1	0	3	19	4
3/3	at Duke		2-5	0-1	0-2	1-1-2	2	3	0	1	23	4
3/8	vs. Boston College - ACC		1-2	1-1	0-0	0-0-0	0	1	0	0	2	3
3/9	vs. Maryland - ACC		5-6	1-1	6-8	0-1-1	0	3	0	1	18	17
3/10	vs. Duke - ACC		4-13	2-6	0-0	0-2-2	1	3	1	1	28	10
3/26	at Delaware - NCAA		0-1	0-1	0-0	0-0-0	0	0	0	0	5	0

2011-12 Season

Date	Opponent	Starts	FG	3FG	FT	O-D-REB	A	T	B	S	MIN	PTS
11/12	Gardner-Webb		2-4	1-2	4-6	0-3-3	4	0	0	1	16	9
11/13	USC Upstate		4-4	2-2	1-3	2-2-4	2	1	0	3	19	11
11/16	UNC Greensboro		1-5	0-0	0-1	1-1-2	3	2	1	2	25	2
11/22	Presbyterian College		0-0	0-0	0-0	1-0-1	0	1	0	0	4	0

2010-11 Season

Date	Opponent	Starts	FG	3FG	FT	O-D-REB	A	T	B	S	MIN	PTS
11/12	North Florida		1-3	0-1	2-2	0-1-1	0	0	0	1	7	4
11/17	Robert Morris		0-2	0-1	0-0	0-0-0	1	0	0	1	10	0
11/19	Coastal Carolina		2-5	1-3	3-4	0-2-2	0	0	0	4	19	8
11/21	Western Carolina		1-3	1-2	2-2	2-2-4	0	0	0	1	10	5
11/26	vs. Washington State		2-3	0-0	0-0	2-2-4	0	0	0	0	12	4
11/27	vs. Illinois		0-2	0-1	0-0	0-0-0	0	1	0	1	6	0
11/28	at Hawaii		0-1	0-0	0-0	1-1-2	1	0	0	2	10	0
12/2	Iowa		1-1	1-1	0-0	1-0-1	0	1	0	0	5	3
12/8	East Tennessee State		2-2	1-1	0-0	0-1-1	1	1	0	2	12	5
12/12	UNLV		0-1	0-1	0-2	0-2-2	1	1	0	0	13	0
12/19	vs. South Carolina		2-4	0-0	1-2	1-2-3	2	1	0	1	17	5
12/28	College of Charleston		1-3	0-0	2-2	2-0-2	1	2	0	0	22	4
12/31	at Gardner-Webb		0-0	0-0	1-2	0-0-0	0	0	0	0	3	1
1/3	North Carolina Central		0-3	0-1	1-2	1-0-1	1	2	1	0	13	1
1/9	at Boston College		0-2	0-1	0-0	0-0-0	0	0	0	0	3	0
1/14	NC State		0-0	0-0	0-0	0-1-1	0	0	0	0	3	0
1/17	Connecticut		1-4	0-1	0-0	0-1-1	0	1	0	0	9	2
1/20	Wake Forest		0-2	0-1	0-0	0-0-0	1	0	0	2	10	0
1/23	at Maryland		1-2	0-0	0-0	0-0-0	0	1	1	1	13	2
1/28	Virginia		1-2	0-1	0-0	1-1-2	0	0	0	0	8	2
1/30	Virginia Tech		0-3	0-1	0-0	0-3-3	0	0	0	1	7	0
2/2	at Florida State		0-1	0-1	0-0	0-0-0	1	0	0	0	2	0
2/10	at Clemson		0-1	0-1	0-0	1-0-1	0	1	0	0	3	0
2/13	Miami		0-0	0-0	0-0	0-0-0	0	0	0	1	4	0
2/21	at NC State		0-0	0-0	0-0	0-0-0	0	0	0	0	2	0
2/27	at Duke		0-0	0-0	0-0	0-0-0	0	0	0	0	1	0
3/3	vs. Clemson - ACC		0-0	0-0	0-0	0-0-0	0	0	0	0	1	0
3/5	vs. Miami - ACC		0-1	0-0	0-0	0-0-0	0	0	0	0	1	0
3/13	Kennesaw State		1-5	0-1	1-2	1-5-6	1	2	1	3	17	3
3/19	vs. Fresno State - NCAA		0-1	0-0	0-0	0-1-1	0	0	0	0	1	0
3/21	vs. Kentucky - NCAA		0-0	0-0	0-0	0-0-0	0	0	0	0	0+	0



MEGAN BUCKLAND • 3

REDSHIRT SOPHOMORE • GUARD • 6-0 • HIGH POINT, N.C.



Career Highs

Points: 19 (Georgia Tech, 1/13/13)
 Rebounds: 7 (Gardner-Webb, 11/12/11)
 Assists: 5 (Lipscomb, 12/7/11)
 Steals: 4 (at Boston College, 2/7/13)
 Minutes: 35 (NC Central, 12/12/12)
 Three-pointers: 5 (three occasions)

2012-13 Season Highs

Points: 19 (Georgia Tech, 1/13/13)
 Rebounds: 7 (Gardner-Webb, 11/12/11)
 Assists: 5 (Lipscomb, 12/7/11)
 Steals: 4 (at Boston College, 2/7/13)
 Minutes: 35 (NC Central, 12/12/12)
 Three-pointers: 5 (three occasions)

Buckland's Career Statistics

Year	GP-GS	FGM-A-PCT	3FGM-A-PCT	FTM-A-PCT	O-D-REB/AV	A	TO	B	ST	PF	MIN/AV	PTS/AV
2011-12	9-5	23-51-45.1	9-27-33.3	7-10-70.0	9-16-25/2.8	21	12	1	12	8	210/23.3	62/6.9
2012-13	35-6	63-184-34.2	48-135-35.6	26-40-65.0	22-35-57/1.6	24	28	3	37	52	659/18.8	200/5.7
Career	44-11	86-235-36.6	57-162-35.2	33-50-66.0	31-51-82/1.9	45	40	4	49	60	869/19.8	262/6.0

Player Bios

Megan Buckland

REDSHIRT FRESHMAN SEASON 2012-13

Returned from knee surgery to appear in 35 games at shooting guard • Started six games and was the team's primary scoring option off the bench • Averaged 5.7 points and 1.6 rebounds on the year • Was the team's top three-point shooter with a 35.6 percent (48 for 135) average from behind the arc that ranked 11th among ACC players • Scored in double figures on seven occasions, including a team-high 17 points in the NCAA tournament loss at Delaware • Made five 3s against the Blue Hens, one of three times she connected five times from deep • Made at least one triple in 21 games and made multiple 3s in 12 games • Scored in double figures in back-to-back wins at Boston College (Feb. 7) and Georgia Tech (Feb. 10) • Had a career-high 19 points in the first win over the Yellow Jackets on Jan. 13 • Scored a then-career-best 17 points against UNC Asheville on Nov. 25, a total that included five 3s • After not scoring in her first two games back from injury, exploded for 13 points in the Pre-season WNIT semifinal win over Georgetown • Added nine in the championship game win at Iowa.

FRESHMAN SEASON 2011-12

Appeared in nine games and started five, averaging 6.9 points and 2.8 rebounds in 23.3 minutes per game • Missed the final 22 games of the season after suffering a torn ACL during the ECU game on Dec. 20 • Was granted a medical redshirt • Made 9-of-27 three-pointers and had a 21/12 assist-turnover ratio prior to the injury.

PREP/PERSONAL

Played varsity basketball for six years beginning in the seventh grade, first at Wesleyan Christian Academy for three years and then at Bishop McGuinness for three years • Also ran track and played volleyball • Member of the Fellowship for Christian Athletes and the National Honor Society • Six-time all-conference selection and five-time all-state pick • Ranked the No. 15 guard in the country and the No. 54 player overall by ESPN HoopGurlz • Led Bishop McGuinness to three straight 1A state titles from 2009-11, earning championship MVP honors each time • McDonald's All-American nominee • FILA All-American • Played in the North Carolina East-West All-Star Game as a senior • 2011 NCPreps 1A Player of the Year • Finalist for North Carolina Gatorade Player of the Year as a junior • An alternate for the USA U16 team as a sophomore • Ashley Megan Buckland is the daughter of Steve and Tammy Buckland • Born January 10, 1993, in Winston-Salem, N.C.





2012-13 Season											
Date	Opponent	Starts	FG	3FG	FT	O-D-REB	A	T	B	S	MIN PTS
11/9	Davidson		0-2	0-0	0-0	0-1-1	0	0	0	1	12 0
11/11	Duquesne		0-1	0-0	0-0	0-1-1	0	0	1	1	10 0
11/14	Georgetown		4-7	3-6	2-3	1-3-4	1	1	0	0	15 13
11/18	at Iowa		3-6	3-6	0-0	0-0-0	0	1	0	1	19 9
11/24	La Salle		1-4	1-3	0-1	0-2-2	0	1	0	1	18 3
11/25	UNC Asheville		6-10	5-7	0-0	1-0-1	0	1	0	1	17 17
11/28	Ohio State		1-5	1-4	0-0	1-2-3	2	1	0	1	19 3
12/2	at Tennessee		1-3	0-1	0-2	1-0-1	0	1	0	2	13 2
12/5	Radford	*	1-5	1-5	0-0	0-0-0	2	2	0	1	29 3
12/12	North Carolina Central	*	2-11	2-7	0-0	3-1-4	1	0	0	3	35 6
12/16	at Coastal Carolina	*	2-6	1-4	5-6	1-0-1	0	1	0	3	26 10
12/19	vs. East Carolina	*	3-6	2-4	0-0	0-3-3	0	1	0	1	30 8
12/28	East Tennessee State	*	3-6	3-6	0-0	0-3-3	0	0	0	1	16 9
12/30	at Clemson	*	0-3	0-3	0-0	0-0-0	0	2	1	0	11 0
1/3	Maryland		2-4	1-2	0-0	0-1-1	0	1	0	0	9 5
1/6	Virginia Tech		2-5	0-2	2-2	0-0-0	1	0	0	1	15 6
1/10	at NC State		2-6	1-4	0-0	2-0-2	0	0	0	1	17 5
1/13	Georgia Tech		5-7	5-5	4-4	0-2-2	0	1	0	0	18 19
1/17	Virginia		3-9	3-7	0-0	1-1-2	0	0	0	0	23 9
1/24	at Maryland		1-7	0-3	0-0	0-1-1	1	0	0	2	22 2
1/27	at Miami		1-4	0-1	0-4	4-0-4	2	1	1	3	17 2
2/3	Duke		2-3	1-1	0-1	2-1-3	0	0	0	0	15 5
2/7	at Boston College		3-8	2-7	2-2	0-3-3	3	1	0	4	27 10
2/10	at Georgia Tech		4-6	4-6	0-0	0-1-1	0	2	0	0	32 12
2/14	Wake Forest		1-6	1-6	4-4	0-0-0	0	1	0	2	21 7
2/17	at Florida State		0-9	0-6	0-0	0-1-1	1	2	0	1	21 0
2/22	at Virginia Tech		1-1	1-1	1-2	0-1-1	2	0	0	0	20 4
2/24	NC State		0-4	0-3	0-0	0-1-1	3	0	0	2	17 0
2/28	Boston College		1-5	0-4	0-1	0-3-3	0	0	0	1	15 2
3/3	at Duke		3-6	2-4	0-0	1-1-2	0	1	0	0	12 8
3/8	vs. Boston College - ACC		0-2	0-1	0-0	1-0-1	0	2	0	1	16 0
3/9	vs. Maryland - ACC		0-1	0-1	1-2	0-0-0	2	0	0	0	10 1
3/10	vs. Duke - ACC		0-2	0-2	2-2	1-0-1	2	0	0	0	12 2
3/24	vs. Albany - NCAA		0-4	0-4	1-2	0-0-0	1	2	0	1	21 1
3/26	at Delaware - NCAA		5-10	5-9	2-2	2-2-4	0	2	0	1	29 17

2011-12 Season											
Date	Opponent	Starts	FG	3FG	FT	O-D-REB	A	T	B	S	MIN PTS
11/12	Gardner-Webb	*	6-8	2-4	3-3	5-2-7	4	5	0	2	26 17
11/13	USC Upstate		4-9	2-5	0-0	1-3-4	1	1	0	1	24 10
11/16	UNC Greensboro	*	3-6	2-4	1-2	0-3-3	3	0	1	2	24 9
11/22	Presbyterian College		2-5	1-3	0-0	0-1-1	0	2	0	2	24 5
11/27	Kennesaw State	*	3-9	0-3	2-3	2-3-5	1	1	0	1	31 8
11/30	at Penn State		2-6	0-4	0-0	0-0-0	4	1	0	1	28 4
12/7	Lipscomb	*	1-4	0-2	0-0	0-4-4	5	1	0	2	28 2
12/11	East Tennessee State	*	2-3	2-2	1-2	1-0-1	3	0	0	1	21 7
12/18	vs. South Carolina		0-1	0-0	0-0	0-0-0	0	1	0	0	4 0





DANIELLE BUTTS • 10

JUNIOR • GUARD • 5-10 • WINTERVILLE, N.C.



Career Highs

Points: 17 (ETSU, 12/7/11)
 Rebounds: 11 (at Miami, 1/27/13)
 Assists: 3 (four occasions)
 Steals: 5 (Gardner-Webb, 11/12/11)
 Minutes: 27 (ETSU, 12/7/11)

2012-13 Season Highs

Points: 17 (ETSU, 12/7/11)
 Rebounds: 11 (at Miami, 1/27/13)
 Assists: 3 (at Coastal Carolina, 12/16/12;
 Boston College, 2/28/13)
 Steals: 4 (at Tennessee, 12/2/12; at Duke,
 3/3/13)
 Minutes: 22 (four occasions)

Butts' Career Statistics

Year	GP-GS	FGM-A-PCT	3FGM-A-PCT	FTM-A-PCT	O-D-REB/AV	A	TO	B	ST	PF	MIN/AV	PTS/AV
2011-12	29-3	57-122-46.7	0-4-0.0	40-62-64.5	49-48-97/3.3	17	54	4	29	49	383/13.2	154/5.3
2012-13	36-3	64-143-44.8	4-16-25.0	36-65-55.4	74-92-166/4.6	22	59	7	41	85	590/16.4	168/4.7
Career	65-6	121-265-45.6	4-20-20.0	76-127-59.8	123-140-263/4.0	39	113	11	70	144	973/15.0	322/5.0

SOPHOMORE SEASON 2012-13

Incredible athlete who made great strides as a sophomore to become one of the team's most valuable bench players • Appeared in all 36 games and averaged 4.7 points per game • Also added 4.6 rebounds per contest and was fifth on the team with 41 steals • Scored a season-high 10 points on three occasions • Started three games, including the ACC contest at Florida State on Feb. 17 • Provided perhaps the most exciting moment of the 2013 ACC season when she beat the buzzer with a jumper to help the Tar Heels knock off Miami, 64-62, on Jan. 27, the Hurricanes' first home loss to a league opponent since 2010 • Also added a career-high 11 rebounds in the win at Miami • Just missed her first career double-double against North Carolina Central on Dec. 12, finishing with 10 points and eight rebounds • Opened the season with a bang, scoring 10 points in 20 minutes in the win over Davidson.

FRESHMAN SEASON 2011-12

Athletic guard who played at several different positions as a freshman • Has tremendous natural rebounding ability and a nose for the ball • Appeared in 29 games and started three, averaging 5.3 points and 3.3 rebounds in 13.2 minutes per game • Just missed a double-double in her first career game, finishing with 12 points and nine rebounds against Gardner-Webb • Finished with 12 points against UNC Greensboro on Nov. 16 • Scored in double figures in back-to-back games, including 16 in her first career start against Lipscomb and a career-high 17 against East Tennessee State • Finished with 10 points in the win vs. ECU on Dec. 20 • Had eight re-

bounds in a pair of ACC games - at Virginia Tech on Jan. 19 and at Miami on Feb. 8 • Had one of her best games of the season against Clemson in the ACC Tournament, finishing with 14 points and five rebounds in just 17 minutes.

PREP/PERSONAL

Led South Central High School to a 3A state championship as a senior • FILA All-American • Played in both the East-West and North-South All-Star games, earning MVP honors in the North-South game • Scored over 2,000 career points as a prep, setting school records in both points and rebounds • Three-time state championships all-tournament team selection • U.S. Junior Nationals participant • Two-time NCPreps All-State team and NCBCA All-District 3 • 2011 NCPreps 3A Player of the Year • Three-time Daily Reflector Player of the Year • Also an accomplished track athlete in high school • MVP of the state 3A track championship, winning the triple jump, high jump, 4x100 and 4x200 meter relays • Ranked the No. 14 wing in the country and the No. 79 player overall by ESPN HoopGurlz • Danielle Nicole Butts is the daughter of Gwendora Purvis and Anthony Butts • Born July 23, 1992, in Durham, N.C.



Player Bios **Danielle Butts**



2012-13 Season

Date	Opponent	Starts	FG	3FG	FT	O-D-REB	A	T	B	S	MIN	PTS
11/9	Davidson		5-9	0-1	0-0	3-1-4	0	0	0	2	20	10
11/11	Duquesne		1-7	0-2	3-4	6-3-9	1	2	0	1	21	5
11/14	Georgetown		0-1	0-1	2-2	0-1-1	0	1	1	1	8	2
11/18	at Iowa		2-2	1-1	0-0	0-0-0	1	0	1	2	12	5
11/24	La Salle		2-8	0-0	0-1	2-4-6	0	4	0	1	19	4
11/25	UNC Asheville		3-5	0-0	0-2	3-6-9	1	2	1	1	22	6
11/28	Ohio State		0-1	0-1	0-2	0-3-3	0	2	0	2	10	0
12/2	at Tennessee		1-3	1-1	1-6	1-4-5	1	2	0	4	15	4
12/5	Radford		2-5	0-1	2-4	3-2-5	1	2	0	0	18	6
12/12	North Carolina Central		2-7	1-1	5-6	6-2-8	0	1	0	0	15	10
12/16	at Coastal Carolina	*	1-2	0-0	2-4	3-4-7	3	2	0	2	18	4
12/19	vs. East Carolina	*	1-1	0-0	2-2	2-0-2	0	0	0	0	14	4
12/28	East Tennessee State		3-6	0-1	3-5	2-0-2	1	0	0	2	22	9
12/30	at Clemson		1-3	0-0	4-6	1-2-3	0	0	0	1	14	6
1/3	Maryland		3-4	1-1	1-2	1-4-5	1	1	0	1	20	8
1/6	Virginia Tech		0-1	0-0	0-0	2-5-7	1	5	0	0	20	0
1/10	at NC State		4-6	0-1	0-0	1-5-6	0	2	1	1	16	8
1/13	Georgia Tech		0-1	0-0	0-0	0-1-1	0	2	1	1	11	0
1/17	Virginia		3-5	0-0	2-4	3-1-4	0	2	0	1	17	8
1/24	at Maryland		1-1	0-0	0-0	1-1-2	0	1	0	1	15	2
1/27	at Miami		2-5	0-0	3-4	4-7-11	0	2	0	1	21	7
1/31	Florida State		2-5	0-1	0-0	2-2-4	0	1	0	1	20	4
2/3	Duke		0-3	0-1	0-0	0-2-2	0	1	0	0	13	0
2/7	at Boston College		0-6	0-1	0-0	5-2-7	2	3	0	0	16	0
2/10	at Georgia Tech		1-1	0-0	0-2	0-0-0	2	2	0	2	7	2
2/14	Wake Forest		5-6	0-0	0-0	1-4-5	0	1	1	0	15	10
2/17	at Florida State	*	4-6	0-0	0-0	4-3-7	1	3	1	0	15	8
2/22	at Virginia Tech		3-4	0-0	0-0	2-5-7	1	2	0	0	15	6
2/24	NC State		3-7	0-0	0-0	2-2-4	0	1	0	2	17	6
2/28	Boston College		4-5	0-0	1-2	2-2-4	3	3	0	1	22	9
3/3	at Duke		1-3	0-0	0-0	4-3-7	2	1	0	4	22	2
3/8	vs. Boston College - ACC		3-4	0-0	0-0	0-6-6	0	3	0	2	18	6
3/9	vs. Maryland - ACC		0-2	0-0	0-0	1-2-3	0	0	0	0	10	0
3/10	vs. Duke - ACC		1-4	0-0	4-4	3-0-3	0	2	0	2	21	6
3/24	vs. Albany - NCAA		0-2	0-1	1-3	4-1-5	0	2	0	2	18	1
3/26	at Delaware - NCAA		0-2	0-0	0-0	0-2-2	0	1	0	0	13	0

2011-12 Season

Date	Opponent	Starts	FG	3FG	FT	O-D-REB	A	T	B	S	MIN	PTS
11/12	Gardner-Webb		4-11	0-0	4-5	6-3-9	1	1	1	5	18	12
11/13	USC Upstate		1-5	0-0	4-6	3-4-7	0	3	0	2	18	6
11/16	UNC Greensboro		5-8	0-1	2-6	1-2-3	3	2	0	2	20	12
11/22	Presbyterian College		1-3	0-0	1-2	1-1-2	1	1	0	0	6	3
11/27	Kennesaw State		3-3	0-0	0-0	1-1-2	0	6	0	0	14	6
11/30	at Penn State		2-5	0-0	0-0	2-3-5	0	2	1	0	10	4
12/7	Lipscomb	*	7-12	0-0	2-4	4-1-5	0	1	1	3	22	16
12/11	East Tennessee State		4-6	0-0	9-12	3-5-8	1	2	0	0	27	17
12/18	vs. South Carolina	*	2-3	0-0	0-0	0-1-1	0	0	0	0	18	4
12/20	vs. East Carolina		4-4	0-0	2-5	2-2-4	1	3	0	1	22	10
12/29	Savannah State		0-4	0-1	3-4	4-1-5	1	1	0	0	12	3
12/30	North Carolina Central		4-6	0-0	0-0	1-3-4	1	2	0	1	20	8
1/2	Miami		2-2	0-0	0-0	1-2-3	0	6	0	1	10	4
1/5	at Virginia		2-3	0-0	0-0	0-0-0	0	0	0	0	7	4
1/8	Maryland		1-4	0-1	0-0	1-2-3	1	1	1	2	21	2
1/12	Clemson		0-0	0-0	0-0	0-0-0	1	0	0	1	6	0
1/16	at Connecticut		0-1	0-0	1-2	0-1-1	0	3	0	0	8	1
1/19	at Virginia Tech		1-4	0-0	1-2	2-6-8	0	4	0	1	14	3
1/22	at NC State		0-0	0-0	0-0	0-0-0	1	0	0	0	2	0
1/25	Boston College		2-5	0-0	2-3	4-1-5	0	1	0	1	11	6
1/29	at Wake Forest		0-0	0-0	0-0	0-0-0	0	0	0	0	4	0
2/3	Virginia		1-1	0-0	0-0	0-0-0	0	2	0	1	5	2
2/6	at Duke		1-5	0-0	2-2	2-0-2	3	3	0	1	13	4
2/8	at Miami	*	2-9	0-1	0-0	4-4-8	0	1	0	4	25	4
2/12	Georgia Tech		0-1	0-0	0-0	0-1-1	0	0	0	0	3	0
2/24	at Maryland		1-5	0-0	1-2	2-1-3	0	3	0	0	17	3
2/26	Duke		2-4	0-0	2-2	1-0-1	0	1	0	0	6	6
3/1	vs. Clemson - ACC		5-7	0-0	4-5	3-2-5	1	3	0	2	17	14
3/2	vs. Georgia Tech - ACC		0-1	0-0	0-0	1-1-2	1	2	0	1	7	0





BRITTANY ROUNTREE • 11

JUNIOR • GUARD • 5-9 • JACKSONVILLE, FLA.



Career Highs	
Points:	27 (Penn State, 11/30/11)
Rebounds:	7 (Virginia, 1/17/13)
Assists:	5 (five occasions)
Steals:	5 (Lipscomb, 12/7/11)
Minutes:	38 (Maryland, 1/3/13)
Three-pointers:	7 (Clemson, 3/1/12)
2012-13 Season Highs	
Points:	22 (Georgetown, 11/14/12)
Rebounds:	7 (Virginia, 1/17/13)
Assists:	4 (Georgia Tech, 1/13/13)
Steals:	4 (four occasions)
Minutes:	38 (Maryland, 1/3/13)
Three-pointers:	6 (Georgetown, 11/14/12)

Rountree's Career Statistics												
Year	GP-GS	FGM-A-PCT	3FGM-A-PCT	FTM-A-PCT	O-D-REB/AV	A	TO	B	ST	PF	MIN/AV	PTS/AV
2011-12	31-17	90-206-43.7	43-103-41.7	46-59-78.0	15-51-66/2.1	72	72	1	57	67	778/25.1	269/8.7
2012-13	36-33	88-249-35.3	50-168-29.8	33-43-76.7	28-66-94/2.6	59	69	1	64	80	997/27.7	259/7.2
Career	67-50	178-455-39.1	93-271-34.3	79-102-77.5	43-117-160/2.4	131	141	2	121	147	1775/26.5	528/7.9

Player Bios

Brittany Rountree

SOPHOMORE SEASON 2012-13

Talented all-around guard who became the starter at shooting guard with Tierra Ruffin-Pratt moving to point guard • Appeared in all 36 games and started 33 • Averaged 7.2 points, 2.6 rebounds, 1.8 steals and 1.6 assists per contest • Led the squad with 50 made three-pointers • Made multiple 3s on 15 occasions • Her 1.8 steals per outing ranked 15th in the ACC • Scored in double figures on eight occasions, including a season-high 22 in the Preseason WNIT semifinal win over Georgetown • Knocked down six 3s against the Hoyas, just one off her career best • Despite moving mainly to shooting guard, her 59 assists were third on the team • Dished out at least two assists on 20 occasions, including a season-high four against Georgia Tech on Jan. 13 • Had 10 points and six rebounds in the NCAA tournament loss at Delaware • Averaged 7.3 points in the run to the ACC Tournament final • Had 13 points on 5-of-9 shooting in the win over Boston College on Feb. 28 • Finished with 12 points in the win over Florida State on Jan. 31 • Had a great start to ACC play, scoring in double figures in three of the first five league contests • Played a career-high 38 minutes and scored 13 points in the win over Maryland on Jan. 3 • Added 17 in the win at NC State and 13 in the victory over Georgia Tech.

FRESHMAN SEASON 2011-12

Three-point shooting threat who developed her game throughout her freshman season • Shot 41.7 percent from behind the arc (43-for-103), good for second in UNC history in single-season 3FG% • Earned ACC All-Freshman team honors after appearing in all 31 games and starting 17 • Averaged 8.7 points, 2.1 rebounds and 2.3 assists per game • Earned ACC Rookie of the Week honors on two occasions • Scored in double figures 13 times and made at

least three-pointer in 20 of 31 games • Scored 15 points in her first career start against USC Upstate on Nov. 13 • Finished with a career-high 27 points at Penn State on Nov. 30 • Shot 7-of-14 from the field, 5-of-8 from three and 8-of-8 from the foul line against the Nittany Lions to earn her first ACC Rookie of the Week honor • Had a string of six-straight games scoring in double figures from Dec. 20 to Jan. 8 • Got her second ACC weekly honor after averaging 12.0 points and 4.5 assists in wins over Miami and Virginia • Scored 17 points on 7-of-12 shooting in the win at Virginia Tech on Jan. 19 • Made 14 three-pointers over her final four games, including five in the season finale against Duke, finishing with 17 points against the Blue Devils • Matched an ACC Tournament record with seven threes against Clemson in the opening round • Finished with 21 points against the Tigers.

PREP/PERSONAL

Led The Potter's House Christian Academy to the 2010 NCSAA national championship • Two-time NCSAA Large-School Division All-America selection • Ranked the No. 11 point guard and the No. 53 overall player in the country by ESPN HoopGurlz • In addition to being NCSAA champions, Potter's House was the 2010 FAAZ Magazine Next Level All-Star Champions • 2011 Converse Mo Mentorship All-Star • Honor society all four years of high school • Played in the FILA All-America game • Brittany LaToya Rountree is the daughter of Dorothy Rountree • Born Sept. 10, 1992, in Jacksonville, Fla.





2012-13 Season

Date	Opponent	Starts	FG	3FG	FT	O-D-REB	A	T	B	S	MIN	PTS
11/9	Davidson	*	3-6	0-1	0-0	0-0-0	2	3	0	1	22	6
11/11	Duquesne	*	0-8	0-5	2-4	1-2-3	3	3	0	4	35	2
11/14	Georgetown	*	7-18	6-15	2-2	1-5-6	3	6	0	3	30	22
11/18	at Iowa	*	0-7	0-5	2-4	0-4-4	3	1	0	2	25	2
11/24	La Salle	*	3-8	1-6	0-0	0-2-2	3	1	0	4	25	7
11/25	UNC Asheville	*	2-5	1-4	0-0	0-3-3	2	1	0	1	17	5
11/28	Ohio State	*	3-7	1-3	2-2	1-1-2	2	1	0	2	29	9
12/2	at Tennessee	*	2-5	0-3	0-0	0-2-2	2	5	0	1	24	4
12/5	Radford	*	0-4	0-3	0-0	0-2-2	1	3	0	1	19	0
12/12	North Carolina Central	*	4-8	3-7	0-0	0-1-1	1	3	0	2	32	11
12/16	at Coastal Carolina	*	2-7	0-2	3-3	1-0-1	1	1	0	1	20	7
12/19	vs. East Carolina	*	2-3	1-1	2-2	0-2-2	3	2	0	2	23	7
12/28	East Tennessee State	*	3-7	1-4	0-0	1-1-2	1	2	0	2	21	7
12/30	at Clemson	*	2-7	1-4	0-0	0-1-1	1	0	0	3	27	5
1/3	Maryland	*	4-10	2-5	3-6	0-4-4	2	2	0	3	38	13
1/6	Virginia Tech	*	1-5	1-4	0-0	0-1-1	1	3	0	2	34	3
1/10	at NC State	*	4-11	3-7	6-7	0-3-3	1	1	0	4	33	17
1/13	Georgia Tech	*	3-7	3-5	4-4	0-3-3	4	3	0	1	31	13
1/17	Virginia	*	3-7	2-6	0-0	4-3-7	3	1	0	2	28	8
1/24	at Maryland	*	3-7	0-3	0-0	1-0-1	1	3	0	2	29	6
1/27	at Miami	*	1-6	1-3	0-0	1-1-2	2	4	0	3	33	3
1/31	Florida State	*	4-13	3-9	1-2	1-0-1	2	2	0	2	34	12
2/3	Duke	*	3-10	1-7	0-0	1-4-5	2	3	0	2	34	7
2/7	at Boston College	*	2-6	2-6	2-2	1-1-2	2	0	0	2	23	8
2/10	at Georgia Tech	*	1-3	0-2	0-0	0-1-1	0	2	0	3	16	2
2/14	Wake Forest	*	3-5	1-2	0-0	0-3-3	3	1	0	0	33	7
2/17	at Florida State	*	1-4	1-4	1-2	1-1-2	2	2	0	0	37	4
2/22	at Virginia Tech	*	2-5	2-5	0-0	0-3-3	1	1	0	0	27	6
2/24	NC State	*	0-2	0-2	0-0	1-0-1	0	2	0	0	23	0
2/28	Boston College	*	5-9	2-5	1-1	2-0-2	2	1	0	1	28	13
3/3	at Duke	*	2-10	2-9	0-0	3-0-3	0	1	0	1	26	6
3/8	vs. Boston College - ACC	*	3-5	2-3	0-0	1-2-3	1	0	1	0	25	8
3/9	vs. Maryland - ACC	*	3-4	2-3	0-0	1-1-2	0	2	0	1	27	8
3/10	vs. Duke - ACC	*	2-7	2-6	0-0	2-2-4	0	2	0	1	29	6
3/24	vs. Albany - NCAA	*	2-7	1-5	0-0	0-4-4	0	1	0	0	30	5
3/26	at Delaware - NCAA	*	3-6	2-4	2-2	3-3-6	2	0	0	4	30	10

2011-12 Season

Date	Opponent	Starts	FG	3FG	FT	O-D-REB	A	T	B	S	MIN	PTS
11/12	Gardner-Webb	*	3-11	0-3	1-2	1-0-1	5	0	0	4	23	7
11/13	USC Upstate	*	5-9	3-6	2-2	0-3-3	5	3	0	2	26	15
11/16	UNC Greensboro	*	6-8	1-2	1-3	0-1-1	3	0	0	1	26	14
11/22	Presbyterian College	*	1-4	1-3	2-2	1-3-4	3	3	0	2	31	5
11/27	Kennesaw State	*	1-4	1-3	0-1	0-1-1	5	1	1	3	32	3
11/30	at Penn State	*	7-14	5-8	8-8	1-1-2	3	1	0	1	31	27
12/7	Lipscomb	*	2-3	0-1	4-6	0-2-2	4	3	0	5	27	8
12/11	East Tennessee State	*	6-10	0-0	2-3	1-0-1	2	3	0	3	32	14
12/18	vs. South Carolina	*	0-4	0-0	1-4	1-4-5	2	5	0	1	30	1
12/20	vs. East Carolina	*	4-7	1-3	3-3	2-1-3	1	3	0	2	25	12
12/29	Savannah State	*	5-8	1-2	4-4	0-3-3	1	2	0	3	29	15
12/30	North Carolina Central	*	4-8	3-5	0-0	1-2-3	3	1	0	4	21	11
1/2	Miami	*	3-10	2-2	6-6	0-4-4	4	5	0	2	34	14
1/5	at Virginia	*	4-8	1-3	1-2	0-2-2	5	8	0	3	34	10
1/8	Maryland	*	3-3	1-1	3-4	2-2-4	5	2	0	1	36	10
1/12	Clemson	*	0-5	0-5	2-2	1-2-3	1	3	0	2	25	2
1/16	at Connecticut	*	2-7	0-2	0-0	0-1-1	1	2	0	2	17	4
1/19	at Virginia Tech	*	7-12	3-6	0-0	1-3-4	4	5	0	1	35	17
1/22	at NC State	*	2-5	1-2	0-0	0-1-1	1	5	0	0	19	5
1/25	Boston College	*	1-5	0-4	0-0	0-2-2	0	1	0	1	18	2
1/29	at Wake Forest	*	0-2	0-2	0-0	0-2-2	1	3	0	0	19	0
2/3	Virginia	*	1-3	1-2	0-0	0-1-1	1	1	0	2	7	3
2/6	at Duke	*	3-4	2-3	0-0	1-0-1	1	1	0	1	23	8
2/8	at Miami	*	2-9	1-3	0-0	1-3-4	3	4	0	2	30	5
2/12	Georgia Tech	*	1-3	1-3	0-0	0-1-1	1	2	0	1	16	3
2/15	at Florida State	*	1-4	0-2	3-4	0-1-1	2	0	0	2	22	5
2/19	NC State	*	1-7	0-4	1-1	1-2-3	0	0	0	0	21	3
2/24	at Maryland	*	2-6	1-4	0-0	0-1-1	0	0	0	3	26	5
2/26	Duke	*	5-8	5-7	2-2	0-2-2	2	3	0	3	28	17
3/1	vs. Clemson - ACC	*	7-11	7-10	0-0	0-0-0	1	2	0	0	22	21
3/2	vs. Georgia Tech - ACC	*	1-4	1-2	0-0	0-0-0	2	0	0	0	13	3





ERIKA JOHNSON • 31

JUNIOR • GUARD • 6-1 • SEATTLE, WASH.



2012-13 Season/Career Highs

Points: 8 (at Coastal Carolina 12/16/12; vs. East Carolina, 12/19/12)

Rebounds: 9 (at Coastal Carolina 12/16/12)

Assists: 1 (vs. East Carolina, 12/19/12; Boston College, 2/28/13)

Steals: 2 (vs. East Carolina, 12/19/12; East Tennessee State, 12/28/12; at Clemson, 12/30/12)

Blocks: 1 (East Tennessee State, 12/28/12)

Minutes: 23 (vs. East Carolina, 12/19/12)

Johnson's Career Statistics

Year	GP-GS	FGM-A-PCT	3FGM-A-PCT	FTM-A-PCT	O-D-REB/AV	A	TO	B	ST	PF	MIN/AV	PTS/AV
2011-12	7-0	4-11-36.4	1-2-50.0	3-6-50.0	6-7-13/1.9	3	5	0	2	6	43/6.1	12/1.7
2012-13	20-0	10-41-24.4	1-4-25.0	8-16-50.0	16-18-34-1.7	2	20	1	7	19	134/6.7	29/1.5
Career	27-0	14-52-26.9	2-6-33.0	11-22-50.0	22-25-47/1.7	5	25	1	9	25	177/6.6	41/1.5

SOPHOMORE SEASON 2012-13

Became eligible in December after transferring from Cal at the semester break in 2011-12 • Appeared in 20 games and averaged 1.5 points and 1.7 rebounds per contest • Had her two most productive outings as a Tar Heel in December • Scoring eight points and grabbed nine rebounds – both career highs – in her Carolina debut at Coastal Carolina on Dec. 16 • Matched that scoring output against East Carolina on Dec. 19 • Scored in five ACC games, including three points at Maryland on Jan. 24 and against Wake Forest on Feb. 14 • Made her only three-pointer of the year against the Terps.

FRESHMAN SEASON 2011-12

Appeared in seven games at Cal, averaging 1.7 points and 1.9 rebounds per game • Transferred during the semester break and sat out the first semester in 2012-13 in compliance with NCAA transfer rules.

PREP/PERSONAL

Led the 2010-11 Holy Names Academy team to a 29-0 record and the 2011 Washington State Championship • Her 71 rebounds in the state tournament set the state's single-season postseason record • Twice named first team all-state • 2011 Gatorade Washington State Player of the Year • 2011 Parade Magazine Girls Basketball High School All-American • 2010 Metro League Player of the Year • Ranked as the country's No. 21 recruit by HoopGurlz, is was considered the No. 3 wing in the class • Also played in the 2011 FILA All-Star Competition • Born March 31, 1993 in Seattle, Wash. • Daughter of Andrea and Anthony Johnson.

2012-13 Season												
Date	Opponent	Starts	FG	3FG	FT	O-D-REB	A	T	B	S	MIN	PTS
12/16	at Coastal Carolina		4-10	0-0	0-3	4-5-9	0	2	0	0	22	8
12/19	vs. East Carolina		3-6	0-1	2-3	2-1-3	1	1	0	2	23	8
12/28	East Tennessee State		0-5	0-0	2-3	2-1-3	0	1	1	2	16	2
12/30	at Clemson		1-3	0-0	0-1	3-3-6	0	2	0	2	10	2
1/3	Maryland		0-1	0-0	0-0	0-1-1	0	2	0	0	3	0
1/6	Virginia Tech		0-0	0-0	0-0	0-0-0	0	2	0	0	5	0
1/10	at NC State		0-1	0-0	0-0	0-0-0	0	1	0	0	3	0
1/13	Georgia Tech		0-0	0-0	0-0	0-0-0	0	0	0	0	1	0
1/17	Virginia		0-2	0-0	0-0	1-1-2	0	0	0	0	4	0
1/24	at Maryland		1-2	1-1	0-0	0-0-0	0	2	0	0	4	3
2/3	Duke		0-1	0-1	2-2	1-2-3	0	0	0	0	4	2
2/7	at Boston College		0-1	0-0	0-0	1-2-3	0	2	0	0	9	0
2/14	Wake Forest		1-1	0-0	1-2	0-0-0	0	0	0	1	5	3
2/17	at Florida State		0-1	0-0	0-0	0-0-0	0	2	0	0	4	0
2/22	at Virginia Tech		0-1	0-0	0-0	0-0-0	0	0	0	0	3	0
2/28	Boston College		0-3	0-0	1-2	2-1-3	1	1	0	0	7	1
3/8	vs. Boston College - ACC		0-2	0-1	0-0	0-0-0	0	2	0	0	2	0
3/10	vs. Duke - ACC		0-0	0-0	0-0	0-0-0	0	0	0	0	2	0
3/24	vs. Albany - NCAA		0-0	0-0	0-0	0-1-1	0	0	0	0	3	0
3/26	at Delaware - NCAA		0-1	0-0	0-0	0-0-0	0	0	0	0	4	0





N'DEA BRYANT • 22

SOPHOMORE • GUARD • 6-0 • GOOSE CREEK, S.C.



2012-13 Season/Career Highs

Points: 8 (UNC Asheville, 11/25/12)

Rebounds: 7 (UNC Asheville, 11/25/12)

Assists: 5 (UNC Asheville, 11/25/12)

Steals: 3 (Radford, 12/5/12)

Blocks: 2 (La Salle, 11/24/12; NC Central, 12/12/12; at Coastal Carolina, 12/16/12)

Minutes: 22 (NC Central, 12/12/12)

Bryant's Career Statistics

Year	GP-GS	FGM-A-PCT	3FGM-A-PCT	FTM-A-PCT	O-D-REB/AV	A	TO	B	ST	PF	MIN/AV	PTS/AV
2012-13	25-1	21-48-43.8	0-1-00.0	7-15-46.7	15-14-29/1.2	15	16	9	14	13	163/6.5	49/2.0
Career	25-1	21-48-43.8	0-1-00.0	7-15-46.7	15-14-29/1.2	15	16	9	14	13	163/6.5	49/2.0

FRESHMAN SEASON 2012-13

Extremely athletic guard that can play both backcourt positions • Appeared in 25 games and started one • Averaged 2.0 points and 1.2 rebounds on the year • Saw action against Albany in the NCAA tournament as well as against Duke and Boston College in the ACC Tournament • Played 13 minutes and scored four points against Wake Forest on Feb. 14 • Got double-digit minutes four times before the semester break, including 22 in her start against North Carolina Central on Dec. 12 • Stuffed the stat sheet against UNC Asheville on Nov. 25, finishing with season highs of eight points, seven rebounds and five assists • Had a season-best three steals in the win over Radford on Dec. 5.

PREP/PERSONAL

Three-time all-state selection at Goose Creek High School, including South Carolina Coaches Association 4A honors as a senior, when she averaged 11.0 points, 8.1 rebounds, 3.6 steals, 3.1 assists and 1.7 blocks per game • Led her team to a combined record of 105-11 over the last four seasons, including the school's first state championship in 2010 • A four-time all-region and all-county selection • Rated the No. 9 overall wing player by ESPN Hoop-Gurlz • Daughter of Keith and Kessa Bryant.

2012-13 Season												
Date	Opponent	Starts	FG	3FG	FT	O-D-REB	A	T	B	S	MIN	PTS
11/9	Davidson		0-0	0-0	0-0	0-0-0	0	0	0	0	3	0
11/14	Georgetown		0-0	0-0	0-0	0-0-0	0	0	0	0	3	0
11/24	La Salle		2-2	0-0	0-2	1-1-2	0	1	1	2	6	4
11/25	UNC Asheville		4-7	0-0	0-3	3-4-7	5	3	2	2	17	8
12/2	at Tennessee		1-2	0-0	0-0	1-0-1	0	1	0	0	7	2
12/5	Radford		1-3	0-0	1-2	0-1-1	3	2	1	3	9	3
12/12	North Carolina Central	*	0-4	0-0	0-0	1-1-2	3	1	2	1	22	0
12/16	at Coastal Carolina		3-5	0-1	0-2	1-2-3	2	1	2	2	15	6
12/19	vs. East Carolina		0-0	0-0	0-0	0-0-0	0	0	0	1	2	0
12/28	East Tennessee State		2-4	0-0	0-0	2-1-3	1	1	0	0	15	4
1/3	Maryland		0-2	0-0	0-0	1-0-1	0	0	0	0	2	0
1/10	at NC State		0-1	0-0	0-0	0-1-1	0	0	0	0	4	0
1/13	Georgia Tech		2-4	0-0	0-0	0-0-0	0	1	1	1	5	4
1/17	Virginia		0-0	0-0	0-0	0-0-0	0	0	0	0	2	0
1/24	at Maryland		1-1	0-0	0-0	1-0-1	0	0	0	0	2	2
1/27	at Miami		2-3	0-0	0-0	0-0-0	0	1	0	0	7	4
1/31	Florida State		0-0	0-0	0-0	1-0-1	0	0	0	0	4	0
2/3	Duke		0-2	0-0	0-0	3-0-3	0	0	0	0	2	0
2/7	at Boston College		1-1	0-0	2-2	0-1-1	0	1	0	0	8	4
2/14	Wake Forest		0-4	0-0	4-4	0-0-0	1	1	0	2	13	4
2/22	at Virginia Tech		0-0	0-0	0-0	0-1-1	0	0	0	0	3	0
2/28	Boston College		1-2	0-0	0-0	0-1-1	0	0	0	0	6	2
3/8	vs. Boston College - ACC		1-1	0-0	0-0	0-0-0	0	1	0	0	2	2
3/10	vs. Duke - ACC		0-0	0-0	0-0	0-0-0	0	0	0	0	2	0
3/24	vs. Albany - NCAA		0-0	0-0	0-0	0-0-0	0	1	0	0	2	0





XYLINA MCDANIEL • 34

SOPHOMORE • FORWARD • 6-2 • COLUMBIA, S.C.

2012-13 Season/Career Highs

Points: 25 (at Florida State, 2/17/13)

Rebounds: 14 (at Iowa, 11/18/12)

Assists: 4 (Florida State, 1/31/13)

Steals: 6 (at Tennessee, 12/2/12; at Clemson, 12/30/12; NC State, 2/24/13)

Blocks: 3 (La Salle, 11/24/12)

Minutes: 38 (at Tennessee, 12/2/12)

McDaniel's Career Statistics

Year	GP-GS	FGM-A-PCT	3FGM-A-PCT	FTM-A-PCT	O-D-REB/AV	A	TO	B	ST	PF	MIN/AV	PTS/AV
2012-13	33-33	136-316-43.0	6-33-18.2	95-165-57.6	81-154-235/7.1	41	124	32	71	107	911/27.6	373/11.3
Career	33-33	136-316-43.0	6-33-18.2	95-165-57.6	81-154-235/7.1	41	124	32	71	107	911/27.6	373/11.3

FRESHMAN SEASON 2012-13

Tough, athletic post who immediately entered the starting lineup and become one of the team's top interior threats • Started 33 games and averaged 11.3 points, 7.1 rebounds, 2.2 steals and 1.0 blocks per contest • Named ACC Rookie of the Year, the first Tar Heel to win that award since Camille Little in 2004 • Also earned first-team All-ACC honors from the league's head coaches and second-team honors from the Blue Ribbon Panel • Also named to the ACC All-Freshman team • Earned ACC Rookie of the Week honors a league-best six times • Ranked in the top 15 in the ACC in steals (sixth), blocks (10th) and rebounds (14th) • Scored in double figures on 21 occasions and grabbed double-digit rebounds five times • Had three double-doubles on the year, including 18 points and 12 rebounds in her Carolina debut against Davidson • Also had 15 points and 14 boards in the Preseason WNIT title game win over Iowa to earn all-tournament honors • Just missed a double-double in the win over NC State on Feb 24 with 15 points and nine boards • Had a career-high 25 points at Florida State on Feb. 17 • Finished 9-of-14 from the field against the Seminoles • Scored at least 10 points in 13-of-18 league contests • Was a bright spot in the loss at Tennessee, finishing with 19 points and 13 rebounds.

PREP/PERSONAL

2010-11 South Carolina Gatorade Player of the Year • South Carolina Coaches' Association 4A player of the year as a senior • Three-time 4A all-state selection who averaged over 18 points and eight rebounds per game • 2012 McDonald's All-America and WBCA All-America selection • Rated the No. 6 forward and the No. 25 player overall by ESPN HoopGurlz • Helped lead Spring Valley to 4A state championships in 2009 and 2011 • In addition to being one of South Carolina's top five players each of the last four seasons on the hardcourt, she also broke the state record in the shot put as a track and field athlete • Daughter of former NBA All-Star Xavier McDaniel and Michele Day Anderson.

2012-13 Season												
Date	Opponent	Starts	FG	3FG	FT	O-D-REB	A	T	B	S	MIN	PTS
11/9	Davidson	*	9-19	0-0	0-0	6-6-12	2	4	2	4	32	18
11/11	Duquesne	*	2-6	0-1	3-4	1-4-5	0	8	1	1	17	7
11/14	Georgetown	*	2-4	0-1	3-8	2-8-10	3	4	1	1	32	7
11/18	at Iowa	*	5-9	0-1	5-9	7-7-14	3	5	0	3	31	15
11/24	La Salle	*	5-9	0-0	1-2	3-6-9	1	5	3	4	23	11
11/25	UNC Asheville	*	4-8	0-1	3-7	4-4-8	1	2	0	1	14	11
11/28	Ohio State	*	4-10	0-0	3-7	5-3-8	2	3	0	2	27	11
12/2	at Tennessee	*	6-13	0-1	7-10	5-8-13	0	8	1	6	38	19
12/5	Radford	*	3-9	0-0	10-12	3-5-8	3	4	2	2	25	16
12/28	East Tennessee State	*	3-6	0-0	5-7	0-1-1	0	3	1	1	16	11
12/30	at Clemson	*	7-12	0-1	5-10	3-3-6	2	7	1	6	29	19
1/3	Maryland	*	2-7	0-1	2-3	3-2-5	1	4	1	2	26	6
1/6	Virginia Tech	*	5-13	1-2	3-4	3-5-8	1	3	2	5	37	14
1/10	at NC State	*	5-12	0-1	1-4	1-3-4	0	2	0	2	19	11
1/13	Georgia Tech	*	3-6	0-0	4-7	0-4-4	1	2	2	0	25	10
1/17	Virginia	*	5-14	1-2	4-5	1-8-9	1	2	2	1	29	15
1/24	at Maryland	*	3-10	0-3	2-5	2-3-5	0	3	1	3	25	8
1/27	at Miami	*	4-11	0-1	4-4	1-3-4	0	5	0	1	32	12
1/31	Florida State	*	7-13	0-1	5-8	2-4-6	4	4	1	1	34	19
2/3	Duke	*	4-7	0-0	4-7	2-4-6	1	4	1	1	30	12
2/7	at Boston College	*	7-10	0-1	1-1	3-4-7	0	5	0	1	31	15
2/10	at Georgia Tech	*	0-5	0-0	4-7	2-6-8	2	2	2	2	28	4
2/14	Wake Forest	*	7-11	0-0	1-1	3-6-9	3	4	1	2	26	15
2/17	at Florida State	*	9-14	2-2	5-9	3-2-5	2	0	0	0	27	25
2/22	at Virginia Tech	*	5-11	2-4	1-4	0-3-3	0	0	1	0	28	13
2/24	NC State	*	6-16	0-3	3-3	4-5-9	3	7	2	6	32	15
2/28	Boston College	*	2-4	0-0	2-3	0-9-9	1	4	1	5	24	6
3/3	at Duke	*	1-8	0-2	1-3	2-4-6	0	6	0	0	21	3
3/8	vs. Boston College - ACC	*	2-5	0-0	1-2	1-7-8	2	5	1	2	31	5
3/9	vs. Maryland - ACC	*	1-13	0-2	1-4	4-8-12	1	2	0	2	34	3
3/10	vs. Duke - ACC	*	3-9	0-1	0-2	1-0-1	1	2	2	2	33	6
3/24	vs. Albany - NCAA	*	1-2	0-1	1-1	1-5-6	0	4	0	1	26	3
3/26	at Delaware - NCAA	*	4-10	0-0	0-2	3-4-7	0	1	0	1	29	8





HILLARY FULLER • 13

REDSHIRT FRESHMAN • FORWARD
6-2 • JACKSONVILLE, FLA.

FRESHMAN SEASON 2012-13

Intelligent and hard-working post player who was limited to just five games as a true freshman due to a lingering foot injury • Averaged 4.4 points and 2.6 rebounds before sitting out the majority of the season • Received a medical redshirt and will compete in 2013-14 as a redshirt freshman • Made her season debut in spectacular fashion, finishing with 13 points and six rebounds in just 10 minutes in the win over La Salle on Nov. 24 • Added nine points and five boards one night later against UNC Asheville • Played just eight minutes the rest of the season.

PREP/PERSONAL

Attended The Potter's House Christian Academy with former teammate Antoinette Bannister and current Tar Heel junior Brittany Rountree, winning a national championship as a junior • 2011 first-team NACA All-America selection • Averaged a double-double as a senior, tallying 11.0 points and 11.7 rebounds per game to go with almost three blocks per contest • Ranked the No. 17 forward in the class by ESPN HoopGurlz • Daughter of Shelton Fuller.

2012-13 Season/Career Highs

Points: 13 (La Salle, 11/24/12)
 Rebounds: 6 (La Salle, 11/24/12)
 Assists: 0
 Steals: 0
 Blocks: 1 (La Salle, 11/24/12)
 Minutes: 16 (UNC Asheville, 11/25/12)
 Free Throws: 5 (La Salle, 11/24/12)

Fuller's Career Statistics

Year	GP-GS	FGM-A-PCT	3FGM-A-PCT	FTM-A-PCT	O-D-REB/AV	A	TO	B	ST	PF	MIN/AV	PTS/AV
2012-13	5-0	7-11-63.6	0-0-00.0	8-10-80.0	4-9-13/2.6	0	2	1	0	4	34/6.8	22/4.4
Career	5-0	7-11-63.6	0-0-00.0	8-10-80.0	4-9-13/2.6	0	2	1	0	4	34/6.8	22/4.4



HILLARY SUMMERS

30

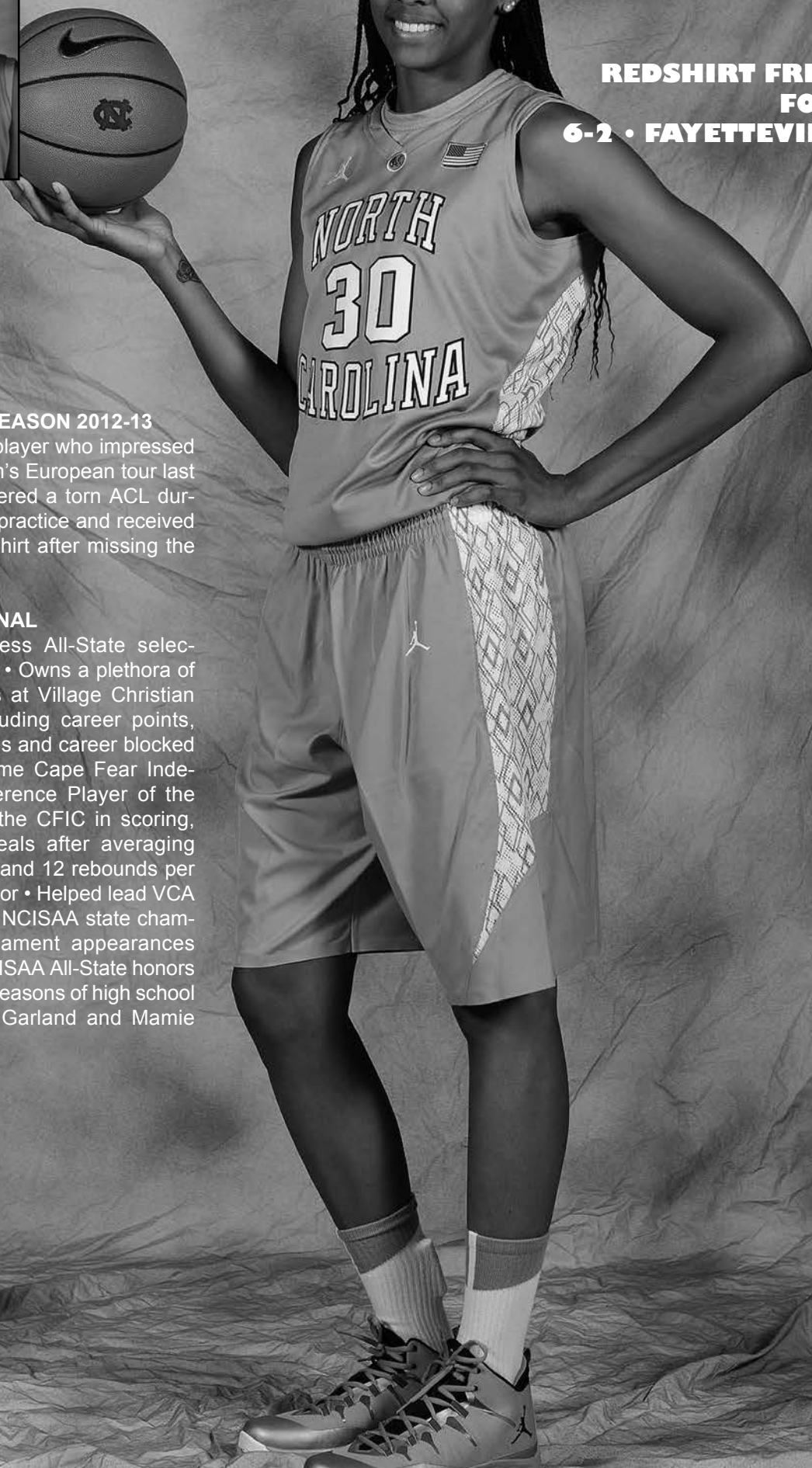
**REDSHIRT FRESHMAN
FORWARD
6-2 • FAYETTEVILLE, N.C.**

FRESHMAN SEASON 2012-13

Talented post player who impressed during the team's European tour last summer • Suffered a torn ACL during preseason practice and received a medical redshirt after missing the entire season.

PREP/PERSONAL

Associated Press All-State selection as a junior • Owns a plethora of school records at Village Christian Academy, including career points, career rebounds and career blocked shots • Two-time Cape Fear Independent Conference Player of the Year, leading the CFIC in scoring, blocks and steals after averaging over 22 points and 12 rebounds per game as a senior • Helped lead VCA to four-straight NCISAA state championship tournament appearances and earned NCISAA All-State honors her final three seasons of high school • Daughter of Garland and Mamie Summers.




DIAMOND DeSHIELDS • 23

FRESHMAN • GUARD • 6-1 • NORCROSS, GA.



PREP/PERSONAL

2013 State Farm/WBCA High School Player of the Year • 2013 Naismith Girl's High School Player of the Year • Ranked No. 2 by All-Star Girls Report for the class of 2017 • Ranked No. 3 overall and No. 1 for her position by ESPN HoopGurlz • 2013 WBCA High School All-America Game participant • 2013 McDonalds' All-America selection • 2013 Morgan Wootten Player of the Year award finalist • 2013 Miss Georgia Basketball • 2012 Preseason American Family Insurance All-USA Girls High School Basketball Team member • 2012 USA Today All-USA second team selection • Led Team USA to the gold medal in the 2012 FIBA Under-17 World Championships • Named tournament MVP • Also won gold at the 2012 USA 3x3 U18 World Championships, as the youngest member of the 2011 U19 World Championship Team and with the 2010 U18 Championship Team • Averaged 26.0 points, 7.0 rebounds, 4.5 steals and 3.8 assists in leading Norcross to its third state title in four seasons • Propelled Norcross High to the GHSA state semifinals in 2012, averaging 20.7 points, 6.8 rebounds, 4.1 steals and 3.7 assists per game • Team finished season ranked 23rd by ESPN HoopGurlz with a 26-6 record • Led Norcross to back-to-back state titles in 2010 and 2011 with records of 29-4 and 29-3, respectively • 2011 Gatorade Georgia Player of the Year • 2010 Parade All-America selection • ESPN Rise National Freshman of the Year in 2010 • Born March 5, 1995 • Daughter of Delino and Tisha DeShields • Her father is a former 13-year veteran in Major League Baseball, while her mother was an All-America performer in track and field at Tennessee.





ALLISHA GRAY

15

FRESHMAN • GUARD
6-0 • SANDERSONVILLE, GA.

PREP/PERSONAL

2013 WBCA High School All-America honorable mention • Ranked the No. 7 player in the class and the No. 4 guard according to ESPN HoopGurlz • 2012 Gatorade Georgia Player of the Year • Member of the U18 USA Basketball National Team as well as the 3-on-3 National Team • Named 3A state player of the year three times • Led Washington County to a three-year record of 88-4 that included a perfect 32-0 record and a 3A state championship in 2010-11 • Averaged 32.0 points and 8.5 rebounds en route to a state runner-up finish as a junior in 2011-12 • Missed most of her senior season with a knee injury • Born January 12, 1995 • Daughter of Dr. Allen and Annie Gray.





STEPHANIE MAVUNGA

1

FRESHMAN • FORWARD
6-3 • INDIANAPOLIS, IND.




PREP/PERSONAL

2013 WBCA High School All-America Game participant • 2013 McDonald's All-America selection • Ranked No. 4 overall in her class according to All Star Girls Report • 2013 Indiana Miss Basketball selection • Averaged 23.2 points, 12.7 rebounds and 3.8 blocks per game as a senior • Led Brownsville HS to its first section title in 12 years • 2012 and 2013 Gatorade Indiana Player of the Year • Two-time Indiana Basketball Coaches Association All-State selection • Holds Brownsburg records for single game (44) and career scoring (1,739) marks along with single game (11), single season and career blocked shots • Averaged 21.6 points, 12.4 rebounds and 5.4 blocks per game as a junior • Won gold with the United States U16 National Team at U16 FIBA Americas Tournament in 2011 • Born February 24, 1995 in Harare, Zimbabwe • Daughter of Phillip and Jean Mavunga • Brother, Julian, played basketball at Miami (Ohio).

JESSICA WASHINGTON • 24

FRESHMAN • GUARD • 5-8 • TULSA, OKLA.



PREP/PERSONAL

2013 WBCA High School All-America Game participant • 2013 McDonald's All-America selection • Ranked the No. 14 overall player and the No. 2 guard in her class by ESPN Hoop-Gurlz • 2013 Oklahoman Super 5 selection • Averaged 23.8 points and 7.7 rebounds as a senior • Named 2012 Tulsa World All-Met Player of the Year • Won a gold medal with the United States U17 National Team at the 2012 U17 World Championships • Averaged 18.4 points per game as a junior at Jenks High School • Born May 16, 1995 • Daughter of Travis and Kelly Washington.

TV/Radio Roster



N'Dea Bryant
#22 • Sophomore • G • 6-0
Goose Creek, S.C.



Megan Buckland
#3 • Sophomore • G • 6-0
High Point, N.C.



Danielle Butts
#10 • Junior • G • 5-10
Winterville, N.C.



Latifah Coleman
#2 • Junior • G • 5-9
Pageland, S.C.



Diamond DeShields
#23 • Freshman • G • 6-1
Norcross, Ga.



Hillary Fuller
#13 • RS Freshman • 6-2 • F
Jacksonville, Fla.



Allisha Gray
#15 • Freshman • 6-0 • G
Sandersville, Ga.



Erika Johnson
#31 • Junior • 6-2 • G
Seattle, Wash.



Stephanie Mavunga
#1 • Freshman • 6-3 • F
Indianapolis, Ind.



Xylina McDaniel
#34 • Sophomore • F • 6-2
Columbia, S.C.



Brittany Rountree
#11 • Junior • G • 5-9
Jacksonville, Fla.



Hillary Summers
#30 • RS Freshman • 6-2 • F
Fayetteville, N.C.



Jessica Washington
#24 • Freshman • 5-8 • G
Tulsa, Okla.



Sylvia Hatchell
Head Coach



Andrew Calder
Associate Head Coach



Tracey Williams-Johnson
Assistant Coach



Ivory Latta
Assistant Coach



Greg Law
Director of Operations



Billy Lee
Director of Video
Services/Scouting



North Carolina head coach Sylvia Hatchell solidified her place among the legends of basketball in 2013 when the winningest active coach in women's basketball was chosen for induction into the Naismith Memorial Basketball Hall of Fame as a member of the class of 2013. After a season that saw Hatchell join Pat Summitt and Jody Conradt in the 900-win club, Hatchell's induction into the Naismith Hall of Fame cements her status as one of the greatest ever to coach the women's game.

Entering her 28th season in Chapel Hill and her 39th overall as a head coach, Hatchell's career record of 908-321 gives her more wins than any other active women's coach. With a 636-241 mark at Carolina, she also stands as one of only three coaches - along with Kay Yow and Debbie Ryan - to reach the 600-win mark at an Atlantic Coast Conference school.

Beyond the sheer magnitude of wins, Hatchell's credentials are



More On Hatchell...

Born:

Feb. 28, 1952, in Gastonia, N.C. as Sylvia Jean Rhyne

Education:

- B.S. in physical education, Carson-Newman, 1974
- Master's in physical education, University of Tennessee, 1975

Career record:

908-321 over 38 seasons

UNC record:

636-241 over 27 seasons

Coaching experience:

- Talbott School, 7th and 8th grade girls coach, 1973-74
- University of Tennessee, junior varsity coach, 1974-75
- Francis Marion College, head coach, 1975-86
- University of North Carolina, head coach, 1986-present

Championship teams:

North Carolina

NCAA: 1994

ACC: 1994, '95, '97, '98, 2005, '06, '07, '08

Francis Marion

NAIA: 1986

AIAW: 1982

International

Gold medals with U.S. teams at the 1988 Summer Olympics, 1994 R. William Jones Cup, 1986 Goodwill Games, 1986 World Championships and 1983 World University Games

Notable:

- Naismith Basketball Hall of Fame Inductee in 2013
- Women's Basketball Hall of Fame inductee in 2004
- National Coach of the Year in 1994, 2006 and 2008
- ACC Coach of the Year in 1997, 2006 and 2008
- Also a member of the North Carolina Sports Hall of Fame, the South Carolina Athletic Hall of Fame, the Gaston County Sports Hall of Fame, the Francis Marion Athletics Hall of Fame and the Carson-Newman Athletics Hall of Fame

sterling. She was inducted into the Women's Basketball Hall of Fame in 2004, has been named national coach of the year three times and has led teams to at least 20 wins 29 times, fourth-most nationally.

While Hatchell keeps impressive company in many categories, she is also part of an exclusive club that features just one member. When UNC defeated Louisiana Tech to win the 1994 NCAA Championship, Hatchell became the first and only coach to lead teams to national championships at the AIAW, NAIA and NCAA levels. Those titles - the first two coming at Francis Marion - are the crown jewels in one of the most decorated coaching careers in women's basketball history.

Since coming to Chapel Hill in 1986, Hatchell has forged a tradition of excellence at Carolina. Under her direction, the Tar Heels have won a national championship and eight ACC titles, compiled six 30-win seasons and claimed five ACC Player of the Year and six ACC Rookie of the Year honors. "With the reputation of the school, the image, the location and the athletic programs - including the men's basketball program - I knew we could build a tremendous women's basketball program here," Hatchell says.

While that 1994 championship season, which capped back-to-back 30-win seasons, marked Carolina as a player on the national scene, Hatchell and the Tar Heels have surged to the forefront of that scene in recent years. Since the beginning of the 2004-05 season, UNC has compiled a record of 226-50, won four Atlantic Coast Conference titles and made two Final Four appearances.

In addition to the personal accolades Hatchell acquired in 2012-13, the season also saw Carolina reclaim its position as one of the top teams in America. The Tar Heels finished with a record of 29-7 that featured a Preseason WNIT championship and a run to the ACC Tournament title game. UNC received the No. 3 seed in the

Sylvia Hatchell

Head Coach

NCAA Bridgeport Region, its highest NCAA seed since earning four consecutive No. 1 seeds from 2005-08.

The 2007-08 campaign featured a Carolina first under Hatchell - the Tar Heels completed an undefeated ACC regular season. In addition to winning all 14 regular season contests, the Tar Heels brought home a fourth-straight tournament crown by defeating Duke, 86-73. UNC earned a No. 1 seed in the NCAA Tournament for the fourth straight postseason and advanced to the Elite Eight.

Hatchell's Tar Heels were among the nation's best throughout the 2006-07 season, which saw Carolina establish a school record for wins with 34. UNC opened the campaign with a 24-game winning streak, the best start to a season in school history. Along the way the Tar Heels defeated national powers Tennessee and Connecticut as well as defending national champion Maryland. March saw Carolina win its third ACC championship in as many years and advance to the Final Four for the third time in program history.

The 2005-06 season was one of the most successful in program history and Hatchell was honored accordingly. The Tar Heels earned the program's first in-season No. 1 ranking, won a second-consecutive ACC title and reached the Final Four. Hatchell was honored as national coach of the year by the Associated Press, the WBCA and Basketball Times. She also received the Naismith Award and was named ACC Coach of the Year.

Among the players Hatchell has coached during her career are Charlotte Smith, a national player of the year whose last-second

The International Stage

On numerous occasions, Sylvia Hatchell has coached U.S. teams in international competition. A highlight was her stint as an assistant coach for the gold-medal winning U.S. Olympic team in 1988 (right). NC State coach Kay Yow served as the head coach for that team.



1988 Summer Games

Hatchell's international experience:

- Head coach of the 1995 World University Games team (silver medal)
- Head coach of the 1994 R. William Jones Cup team (gold medal)
- Assistant coach at the 1988 Summer Olympics (gold medal)
- Assistant coach at the 1986 Goodwill Games (gold medal)
- Assistant coach at the 1986 World Championships (gold medal)
- Assistant coach at the 1985 World University Games (silver medal)
- Assistant coach at the 1983 World University Games (gold medal)

More than 900 career wins and counting...

Sylvia Hatchell heads into her 28th season at UNC and 39th overall with a career record of 908-321

Year-by-Year Coaching Records

At Francis Marion College (1976-85)

1975-76	23-9
1976-77	21-11
1977-78	22-11
1978-79	19-11
1979-80	20-8
1980-81	27-5
1981-82	27-7
1982-83	23-7
1983-84	28-5
1984-85	26-4
1985-86	36-2

Total at Francis Marion:
272-80 (11 seasons)

At North Carolina (1986-Present)

1986-87	19-10
1987-88	10-17
1988-89	10-20
1989-90	13-15
1990-91	12-16
1991-92	22-9
1992-93	23-7
1993-94	33-2
1994-95	30-5
1995-96	13-14
1996-97	29-3
1997-98	27-7
1998-99	28-8
1999-00	20-13
2000-01	15-14
2001-02	26-9
2002-03	28-6
2003-04	24-7
2004-05	30-4
2005-06	33-2
2006-07	34-4
2007-08	33-3
2008-09	28-7
2009-10	19-12
2010-11	28-9
2011-12	20-11
2012-13	29-7

Total at UNC: 636-241 (27 seasons)
Career: 908-321 (38 seasons)



Championships

NCAA: 1994 at North Carolina

NAIA: 1986 at Francis Marion

AIAW: 1982 at Francis Marion

ACC: 1994, '95, '97, '98, '05, '06, '07, '08
at North Carolina

Milestones

First career win: Jan. 14, 1976

Francis Marion d. Voorhees, 88-62

100th career win: Feb. 8, 1980

Francis Marion d. Winthrop 75-61

500th career win: Jan. 22, 1998

North Carolina d. NC State, 67-64

600th career win: March 3, 2002

North Carolina d. NC State, 58-52

700th career win: Jan. 15, 2006

North Carolina d. NC State, 65-53

800th career win: Jan. 11, 2009

North Carolina d. NC State, 75-66 (OT)

900th career win: Feb. 7, 2013

North Carolina d. Boston College, 80-52

500th career win at UNC: Feb. 7, 2008

North Carolina d. Clemson, 79-47

600th career win at UNC: Jan. 19, 2012

North Carolina d. Virginia Tech, 56-37

Players coached by Hatchell who have ...

Earned first-team All-America honors:

Tonya Sampson (1994)
Charlotte Smith (1995)
Marion Jones (1997)
Tracy Reid (1997, '98)
LaQuanda Barksdale (2001)
Ivory Latta (2006)
Erlana Larkins (2008)

Earned ACC Player of the Year honors:

Tracy Reid (1997, '98)
Ivory Latta (2006)

Earned ACC Rookie of the Year honors:


Charlotte Smith (1992)
Chanel Wright (1996)
Nikki Teasley (1998)
La'Tangela Atkinson (2003)
Camille Little (2004)
Xylina McDaniel (2013)

Earned All-ACC honors:

Dawn Royster (1987)
Kathy Wilson (1988)
Tonya Sampson (1992, '93, '94)
Charlotte Smith (1994, '95)
Marion Jones (1995, '97)
Tracy Reid (1996, '97, '98)
Juana Brown (1999, 3rd team)
Nikki Teasley (1999, 2nd; 2000, 3rd)
LaQuanda Barksdale (1999, 3rd team; 2000, 2001)
Coretta Brown (2001, 2nd team; 2002, 2003)
Nikita Bell (2003, 2nd team)
Candace Sutton (2003, 3rd team)
Camille Little (2004; 2005, 3rd team; 2006, 3rd team; 2007, 2nd team)
Ivory Latta (2004, 2nd team; 2005; 2006, 2007)
Erlana Larkins (2005, 2nd team; 2006, 2007, 2008)
LaToya Pringle (2008)
Rashanda McCants (2008, 2nd team; 2009, 2nd team)
Jessica Breland (2009, 2nd team; 2011, honorable mention)
Cetera DeGraffenreid (2009, 3rd team; 2010, 3rd team; 2011, HM)
Italee Lucas (2010, 2nd team; 2011, 2nd team)
Chay Shegog (2012, 2nd team)
Xylina McDaniel (2013, 1st team)
Tierra Ruffin-Pratt (2013, 1st team)

Gone on to play in the WNBA:

La'Tangela Atkinson (Indiana, Sacramento, Seattle)
LaQuanda Barksdale (Portland, San Antonio)
Jessica Breland (New York, Connecticut)
Coretta Brown (Indiana, Chicago)
Sylvia Crawley (Portland, San Antonio)
Marion Jones (Tulsa)
Erlana Larkins (New York, Indiana)
Ivory Latta (Detroit, Atlanta, Tulsa, Washington)
Camille Little (San Antonio, Atlanta, Seattle)
Rashanda McCants (Minnesota, Tulsa)
LaToya Pringle (Phoenix, Minnesota, Los Angeles)
Tracy Reid (Charlotte, Miami, Phoenix)
Tierra Ruffin-Pratt (Washington)
Charlotte Smith (Charlotte, Washington, Indiana)
Nikki Teasley (Los Angeles, Washington, Atlanta, Detroit)



Coach Sylvia Hatchell with husband Sammy and son Van

More on Hatchell...

- Those who helped inspire her to become a coach include her parents, Veda and Carroll Rhyne, Johnny Whitesides, June Badger, Mack Hanna, Ted Stewart, Gene Alexander, W.F. Woodall, Johnny Oxford, Dorothy Baxter, Rita Cox, Peggy Birmingham, Bob Strunk and Gene Connor.
- Her best moments as an athlete happened while she was a student at Carson-Newman. She scored five touchdowns in a flag football championship and scored the final 10 points

in a basketball game against East Tennessee State to win the region championship and advance to the state playoffs.

- When she retires from coaching, Hatchell plans to own and run a Christian skills youth camp in the mountains of North Carolina.

- She holds teaching certification in first aid, CPR, advanced life saving and water safety and spent eight summers on the staff of the Red Cross National Aquatics School.

to key contributor for Washington in 2013.

In preparation for a career in coaching, Hatchell earned a B.S. degree in physical education and health from Carson-Newman in 1974. While at Carson-Newman, in addition to playing basketball and volleyball, Hatchell coached the Talbott School girls' basketball team to a winning season and a trip to the playoffs. She then spent a year coaching the junior varsity women's team and earning a master's degree at the University of Tennessee.

Prior to taking over the Tar Heel program, Hatchell guided Francis Marion to a 272-80 mark over 11 seasons. She coached the 1986 Lady Patriots to a remarkable 36-2 record and a National Association of Intercollegiate Athletics national championship. Her 1982 team was her first national championship squad, as Francis Marion captured the AIAW small college division crown.

In 1984, the Lady Patriots posted a 28-5 record, advancing to the quarterfinals of the NAIA national tournament, and received the Fellowship of Christian Athletes National Team Sportsmanship Award. Under Hatchell's direction, Francis Marion routinely led the



shot won the 1994 national championship and who now coaches Elon University; Marion Jones, the point guard on the 1994 team; forward Tracy Reid, a two-time ACC Player of the Year and the 1998 WNBA Rookie of the Year; and Ivory Latta, the 2006 national player of the year and a 2013 WNBA All-Star with Washington. Other former Tar Heels with WNBA experience are Nikki Teasley, who hit the winning shot as the Los Angeles Sparks won the 2002 league championship and was named MVP of the 2003 WNBA All-Star Game; Coretta Brown, who played for the Chicago Sky; La'Tangela Atkinson, a first-round draft pick in 2006; Camille Little, another first-round pick who won a WNBA title with Seattle; Erlana Larkins, a consensus All-America in 2008 who won a WNBA title with Indiana; LaToya Pringle, UNC's career leader in blocks; Jessica Breland, who bravely returned from a battle with Hodgkin's lymphoma to lead the 2010-11 Tar Heels to the NCAA Sweet Sixteen; and Tierra Ruffin-Pratt, who went from undrafted free agent

Sylvia Hatchell Head Coach

nation in scoring and the Lady Patriots were never ranked lower than 18th during her 11 seasons. In 1993, Hatchell was inducted into the Francis Marion University Athletic Hall of Fame.

Hatchell's collegiate success is only a part of her impressive head coaching resume. In August 1995, she led the U.S. to a silver medal at the World University Games in Fukuoka, Japan. Former Tar Heels Sylvia Crawley and Charlotte Smith were key members of the team, and Marion Jones was named to the team but broke a bone in her foot and could not compete.

During the summer of 1994, Hatchell directed the United States team to the gold medal in the R. William Jones Cup. The team's 8-0 record included a 76-67 win over Canada and a 90-89 overtime victory against Korea in the championship game. Hatchell also has extensive international experience as an assistant coach of U.S. women's teams. She was an assistant coach for the U.S. team that claimed the gold medal at the 1988 Olympic Games and served in the same capacity for the 1986 U.S. national women's squad that won gold medals at both the Goodwill Games and World Championships. In fact, she was at training camp with that national team at Eastern Michigan University when she received the call from Swofford informing her that she would be Carolina's next coach.

Hatchell's stints in international competition also include serving as an assistant coach for the U.S. World University Games team that won the gold medal in 1983 and the team that won a silver



medal in 1985. She was a court coach at the U.S. Olympic basketball tryouts in both 1984 and 1992 and also worked on the Olympic Games basketball events staff in Los Angeles in 1984. In her initial task for the Amateur Basketball Association of the United States of America, she coached the South team to the gold medal at the 1982 National Sports Festival. In 1979, Hatchell joined legendary Maryland coach Chris Weller to coach the East All-Stars at the Hanes All-American Classic. The West team was led by Jody Conradt of Texas and Sonja Hogg of Louisiana Tech.

In addition to her national coach of the year honors, Hatchell's long list of coaching awards includes the 1986 Converse NAIA Regional Coach of the Year and the 1986 AMF Voit Championship Coach Award. In 1995, she was named College Basketball Coach of the Year by Athletes International Ministries.


Actively involved in shaping the sport of women's basketball, Hatchell served as president of the Women's Basketball Coaches Association during the 1996-97 season.

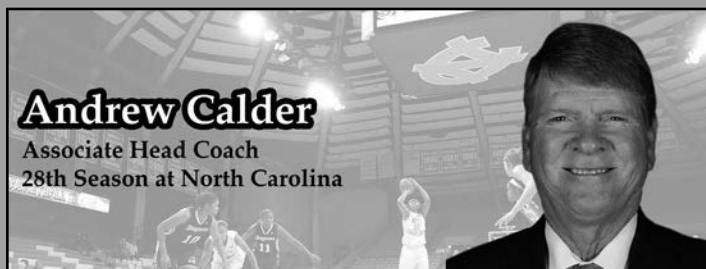
Hatchell graduated cum laude from Carson-Newman College, where she played basketball and volleyball. In March 1994, she was honored as the Carson-Newman Distinguished Alumnus of the Year and in 1999 she was inducted into the school's Athletic Hall of Fame. In the summer of 2009, Hatchell had the honor of being inducted into both the North Carolina and South Carolina Sports Halls of Fame.

Hatchell's husband, Sammy, is also a basketball coach. Formerly the all-time winningest coach at Meredith College in Raleigh, Sammy is currently the associate head coach of the Shaw University women's team that won the 2012 Division II national title. Fittingly, the couple met at a summer league basketball game and attended a basketball clinic on their first date. They married two years later, in 1979. Sammy helps run the North Carolina basketball camps each summer.

The Hatchells have a 24-year-old son, Van, a former all-state and Carolina men's basketball player who is a recent graduate of UNC.

"Van has grown up around our players and staff and Sammy has known them all as long as I have," Hatchell says. "So instead of having a family of three, Van and Sammy and I have a family of 20."





When Carolina called on Sylvia Hatchell to become the Tar Heels' head coach, the first person she called was Andrew Calder. The two had formed a friendship after encountering each other at basketball tournaments around the South and while chatting in the bleachers at one of them, they had discussed the fact that they both dreamed of coaching in Chapel Hill. In the summer of 1986, they reached that goal and set their sights on new ones.

Now in his 28th year in Chapel Hill, Calder has been an integral part of an NCAA championship and eight ACC titles. He is involved in every part of the Tar Heel program.

It would be hard to fashion a more varied coaching background than Calder's. He has coached basketball, baseball, golf and football. He has coached both genders and all ages. He has coached on the high school, collegiate and AAU levels. And he has coached at UNC legend Dean Smith's summer basketball camp, which is when he first fell in love with Carolina. "It was always a dream to coach at North Carolina," Calder says. "It's such an outstanding university both academically and athletically and it's comprised of great people."

Calder grew up in McBee, S.C., where his father, A.J., coached boys and girls basketball, football and baseball at McBee High. Calder followed in his father's footsteps, becoming the girls' basketball coach at McBee in 1979 after earning an associate's degree from Wingate College and a bachelor's in health and physical education at Coker College. In 1981, Calder led McBee to a state championship.

Four years later, he came close to another title and earned AAU national coach of the year honors after directing a boys' 19-under team to a national runner-up finish.

Before moving to Chapel Hill, Calder spent the 1985-86 season as a volunteer assistant for the men's team at the University of South Carolina. Outside of the gym, Calder's sporting passion is golf. A sometime scratch golfer and currently a three handicap, he lists Pebble Beach and Augusta National as his favorite courses.

In the summer of 2008, Calder was promoted from Assistant Head Coach to Associate Head Coach.

"I take great pleasure in offering Andrew this promotion," head coach Sylvia Hatchell said at the time. "There is no doubt in my mind that he is the best assistant coach in the country. His knowledge of basketball and his commitment to me and to Carolina basketball is second to none. He has been by my side on the bench for 22 seasons and our program would not have had the success it has had without him. Andrew is vital to Carolina women's basketball and I look forward to many more years and many more championships coaching with him."

More On Calder...

Education:

- Associate's degree, Wingate College, 1974
- Bachelor's degree, health and physical education, Coker College, 1978

Coaching experience:

- University of North Carolina: Associate head coach, 1986-present
- University of South Carolina: Volunteer assistant coach (men's team), 1985-86
- McBee (S.C.) High School: Head coach (girls), 1979-82

Championship teams:

North Carolina

NCAA: 1994

ACC: 1994, '95, '97, '98, 2005, '06, '07, '08

McBee (S.C.) High School

State Championship: 1981

- The best moment in his career as an athlete has been playing a round of golf at Augusta National
- Favorite pastime is playing golf
- Says the phrase that best describes him as a coach is "hard-working"
- His greatest athletic influences have been his father and his uncle, Pete Calder, who played professional baseball



Tracey Williams-Johnson
Assistant Coach/Director of Recruiting



Tracey Williams-Johnson brings a diverse background of experience in collegiate, professional and international basketball to her position on the UNC staff. In her 15th year as a Tar Heel assistant coach, Williams oversees the recruitment of student-athletes to the Carolina program.

Williams joined the UNC staff in 1999 after two years as Vice President for Player Personnel and Basketball Operations for the American Basketball League, a women's professional league. Her duties included coordination of the player combine, development of draft procedures and supervision of trades. She directed game operations for the ABL All-Star Game and coordinated the first-ever women's Slam Dunk Contest, which was won in 1998 by UNC graduate Sylvia Crawley.

A North Carolina native, Williams grew up in Salemburg, N.C., and attended the University of North Carolina at Pembroke, where she was a four-year letterwinner in basketball and softball. In basketball, she was the recipient of her team's Hustle, Spark Plug and Coaches' awards. In softball, she was all-state and the team's MVP, and went on to play Women's Major League Softball.

In 1986, she earned a B.S. degree from UNC Pembroke with a double major in health, physical education, recreation and dance, and recreation management and administration.

Following graduation, Williams spent six years working for the Parks and Recreation Department in Albany, Ga. As a gym and facility supervisor, she helped to coordinate events such as the Southeastern Conference Women's Basketball Tournament, the Georgia Police and Fire Olympics and a number of national softball tournaments. In 1990, she took

a sabbatical to train with the U.S. Women's Team Handball National Team in Colorado Springs, Colo.

During the 1992-93 school year, she served as an assistant women's basketball and volleyball coach at Albany State University. She also co-hosted a tele-

More On Williams-Johnson...

Birthday:

March 7, born in Fayetteville, N.C.

Education:

- Bachelor's degree, health and physical education/recreation management, University of North Carolina at Pembroke, 1986

Basketball Experience:

- University of North Carolina
Assistant coach, 1999-present
- American Basketball League
Vice President for Player Personnel and Basketball Operations, 1997-98
- USA Basketball
Assistant Director of Women's Programs, 1993-97
- Albany (Ga.) State, assistant coach, 1992-93

Championship Teams:

North Carolina

ACC: 2005, '06, '07, '08

International

Gold medals with U.S. teams at the 1996 Summer Olympics and 1994 R. William Jones Cup

- Has served as an assistant coach at the World's Greatest Alumni Basketball Game at the Smith Center. Hosted by former UNC star Jerry Stackhouse, the event is a fundraiser for the American Diabetes Association
- Was a member of the U.S. national team for team handball and trained for the 1992 Olympics
- Following an impressive collegiate softball career, played Women's Major League Softball
- Grew up on a farm as one of six children

vision talk show that provided a forum for discussion of local issues like drug use, crime and race relations.

From 1993-97, Williams was Assistant Director of Women's Programs for USA Basketball, the sport's national governing body. In that capacity, she coordinated trials, training camps and competitions for women's national teams and traveled extensively as a representative of the organization. She has served as a member of the Women's Sports Foundation Ad Hoc Committee for Professional and Amateur Female Athletes and the Black Coaches Association Strategic Planning Committee, as well as the NCAA Elite Athlete Insurance Committee.

Williams is a recipient of the Black Coaches Association Lifetime Commitment Award, which is given to those "exemplifying the highest in coaching standards." She also served on the Board of Directors for the Carolina Pros.

Williams resides in Durham with her husband Gregory Johnson.



Coach Williams-Johnson with her husband Greg





Former National Player of the Year and two-time consensus first-team All-America guard Ivory Latta joined the University of North Carolina women's basketball staff as an assistant coach on July 12, 2013. Latta, who led Carolina to back-to-back Women's Final Fours and was the 2006 National Player of the Year, replaced Trisha Stafford-Odom.

Latta, who will continue her professional playing career with the WNBA's Washington Mystics, returned to her alma mater after six years away from Chapel Hill.

"We couldn't be more excited to welcome Ivory back to the Carolina women's basketball program," head coach Sylvia Hatchell said. "She was one of the most popular players we've ever had and I am sure that fans will be excited to see her back in Carmichael. As a professional in the WNBA and overseas, she has only expanded her knowledge of the game and I think she will be a great asset as both a coach and a recruiter."

"The chance to come back and coach at my alma mater is a dream come true," Latta said. "This is the perfect next step for me to prepare for life after my playing career is over, and it will be an honor to join Coach Hatchell and her amazing staff. The chance to help give back some of what was given to me when I was a player is an incredible opportunity and I feel truly blessed."

Carolina's all-time leading scorer with 2,285 career points, Latta earned All-America honors her final three seasons, including consensus accolades in 2006 and 2007. She was named ACC Player of the Year in 2006 and is the only player in league history to earn ACC Tournament MVP honors in three consecutive seasons.

More On Ivory Latta...

Birthday:

September 25, born in Rock Hill, S.C.

Education:

- Bachelor's degree, exercise and sport science, University of North Carolina, Chapel Hill, 2007

Playing Experience:

• WNBA

Detroit Shock, 2007
Atlanta Dream, 2008-09
Tulsa Shock, 2010-2012
Washington Mystics, 2013 (All-Star)

• International

Israel
Turkey

• College

North Carolina, 2004-07
- North Carolina all-time leading scorer (2,285)
- Holds ACC record for three-pointers made (345)
- All-America (2005, 2006, 2007)
- ACC Player of the Year (2006)
- Final Four appearances (2006, 2007)
- Only player in ACC history to earn league tournament MVP honors in three-consecutive seasons.

In addition to topping the UNC scoring chart, Latta also holds school records for career three-pointers made (345), career three-point percentage (.389) and career free throw percentage (.840). Her 345 career made threes are the most in ACC history. She also ranks fourth in career scoring average (16.6 ppg), second in career assists (599) and ninth in career steals (257) at Carolina.

A native of McConnells, S.C., Latta graduated from UNC in 2007 with a degree in exercise and sport science.



Support Staff

Greg Law

Director of Operations

Greg Law is in his 15th year on the UNC staff and his 11th as Director of Operations. He served as the team's video coordinator and administrative assistant in 1998-99 and in 2000-01.

Law spent 1999-2000 at St. Francis College in Loretto, Pa., where he served as an assistant coach for the women's basketball team.

Law earned a B.A. in physical education in 1998 from East Tennessee State, where he worked with the women's basketball team as a student manager. From 1994-96, he served as assistant men's and women's basketball coach at Volunteer State Community College in Gallatin, Tenn., where he earned an associate's degree in physical education. He earned an associate's degree in automation robotics from Nashville State Technical Institute in 1993.

From 1990-98, Law coached girls AAU basketball in the Nashville, Tenn., area. He is a native of Gallatin, Tenn.



Clarissa Adams

Director of Student-Athlete Development/Recruiting Assistant

Clarissa Adams is in her sixth year on the UNC women's basketball staff serving as the administrative assistant for recruiting. Adams graduated from UNC in 2005 with a B.A. in exercise and sport science. During her time as a student at Carolina she worked with the UNC men's basketball team and the football team.

After graduation, she began work in both the operations and recruiting departments for UNC football. In addition to her work with the UNC staff, she works as a NASM certified personal trainer.

In her free time she enjoys traveling and spending time with family and friends.



Donna Cheek

Administrative Assistant

Donna Cheek is in her fourth year as an administrative assistant to women's basketball. Her main duties consist of assisting the director of operations and receptionist. No stranger to athletics at UNC, Donna has been an administrative assistant in Olympic sports with field hockey, wrestling, men's lacrosse, track and field and gymnastics.

Her husband Winfred is employed by a dental laboratory business in Pittsboro. The couple has two children - a son Synjun, 27, an asphalt foreman for Sun Rock, Inc., and a daughter Kendra, 23, who attends CCCC in the nursing program and is a part-time NA in the Lineberger Cancer Center.

She recently became a grandmother with the arrival of Brayden, the son of Synjun and his wife.

Donna and her entire family have always been devoted Carolina fans. In her free time, Donna enjoys following the Tar Heels and spending time with her family and friends.



Jane High

Executive Assistant to the Head Coach

Jane High is in her seventh year with the Carolina women's basketball program. Her many duties include being the voice on the phone when you call, overseeing expense reports, assisting in eligibility and recruiting, scheduling appointments for Coach Hatchell, organizing the annual family picnic and the end of the season team banquet. High has lived in Chapel Hill for over 30 years and served as a teacher at Cresset Christian Academy.

Her husband, Dan, has retired from the dental laboratory business that he established in Chapel Hill for 30 years. They have now relocated back to their roots in Creedmoor, N.C.



The High family has been longtime Tar Heel fans and all three of their children received their education from the UNC system. Their children include: Angela, 42, a contract and grants manager for the Department of Radiology at UNC; Bryan, 33, a financial analyst; and Laura, 30, a former athletic trainer and teacher who is now a homemaker. Bryan is a UNC grad and he played on the JV basketball team during his time in school here. Their life would not be complete without the mention of their 8-year old granddaughter, Lauren, their 3-year old granddaughter, Ella Jane, and grandson, Samuel, who was born in January 2013.

Billy Lee

Special Assistant to the Head Coach/ Director of Video Services & Scouting

Billy Lee is in his third year with the North Carolina women's basketball program, and while he will continue as the director of video services and scouting, Lee also earned a new title for the 2013-14 season as Special Assistant to Head Coach Sylvia Hatchell.

A well-respected coach with a long history in the state of North Carolina, Lee has over three decades of coaching experience.

A 1969 graduate of Mount Olive College, Lee was an assistant coach at East Carolina for two seasons before taking the head job at Pembroke State (now UNC Pembroke) in 1978. During his time in Lumberton, Lee won three conference titles, advanced to the NAIA National Tournament and posted back-to-back 20-win seasons.

In 1985, Lee took over as the head men's coach at Campbell, where he led the Camels for 18 seasons. A five-time conference coach of the year, Lee guided Campbell to the 1992 Big South Conference title and a bid to the NCAA Tournament, where his team faced eventual national champion Duke. In addition to winning over 400 games in his career, Lee was the director of the Campbell University Basketball School, considered to be the largest and oldest of its kind in the United States.

After leaving Campbell in 2003, Lee spent three seasons at St. Andrews before retiring from the coaching ranks to work as a basketball consultant and television analyst.

In addition to his work on the sidelines, Lee has authored two books on basketball strategy. Lee has also been part of a number of organizations including the USA Basketball committee, the Board of Directors for the North Carolina Amateur Sports Association, the National Association of Basketball Coaches, the Board of Advisors for the NC High School Athletic Association and the National Speakers Association. In 2009, Lee was inducted into the Mount Olive College Athletics Hall of Fame.

Lee is married to Wendy Lee, the head women's basketball coach at Mount Olive.



Whitney Adams

Undergraduate Assistant

Whitney Adams is in her first year as an undergraduate assistant after spending two seasons as a member of the Carolina basketball team. Adams appeared in seven games in 2012-13 and averaged 2.3 points and 1.6 rebounds, but has been plagued by shoulder injuries throughout her time in Chapel Hill.

Whitney will assist the coaching staff with video as well as other aspects of the Carolina program.





Dr. Beth Miller
Senior Associate Athletic Director
for Olympic Sports

Beth Miller is in her 29th year supervising North Carolina's highly-successful 26-team Olympic Sports program and serves as UNC's Senior Woman Administrator.

A native of Landis, N.C., Miller is a 1968 alumna of Appalachian State University with a B.S. degree in health and physical education. She has a master's from ASU and earned a Doctor of Arts degree in physical education at Middle Tennessee State in 1974.

From 1969-72, Miller served as the head volleyball and basketball coach at Appalachian State. She became head volleyball coach at UNC in 1975 and led the Tar Heels to four consecutive ACC titles from 1980-83 and five postseason tournament appearances. She also coached softball at Carolina from 1978-79.

In 1979, Miller was named UNC's Athletic Business Manager. She retired from coaching volleyball after 1983, but continued to handle all financial affairs for the department through 1987. She has overseen UNC's Olympic Sports program since 1985.

Miller serves on the NCAA Committee on Women's Athletics, as well as a number of Atlantic Coast Conference committees, including those for women's basketball, women's golf and volleyball. She chairs the ACC Awards Committee. Miller also is a member of UNC's Housing Advisory Board and the Enforcement and Response Protocol subcommittee of the UNC Campus Alcohol Task Force.

In recognition of her outstanding service to Carolina, Miller was honored in April of 2008 as a recipient of the 2008 C. Knox Massey Distinguished Service Award, one of the most prestigious honors bestowed by the University of North Carolina.

Carolina Athletics Administration

Chancellor	Carol Folt
Faculty Representative	Lissa Broome
Director of Athletics	Bubba Cunningham
Sr. Assoc. AD/Chief of Staff	Karlton Creech
Exec. Assoc. AD	Larry Gallo
Sr. Assoc. AD/SWA	Beth Miller
Sr. Assoc. AD/Bus. & Finance	Martina Ballen
Sr. Assoc. AD/Operations	Clint Gwaltney
Sr. Assoc. AD/Compliance	Vince Ille
Sr. Assoc. AD/Communications	Steve Kirschner
Sr. Assoc. AD/Facilities	Willie Scroggs
Sr. Assoc. AD/Marketing	Rick Steinbacher
Assoc. AD/Compliance	Marielle vanGelder
Assoc. AD/Football	Corey Holliday
Assoc. AD/Risk Management	Paul Pogge
Asst. AD/Mkt. and Promotions	Michael Beale
Asst. AD/Communications	Kevin Best
Asst. AD/Fac. Planning & Management	Mike Bunting
Asst. AD/New Media	Ken Cleary
Asst. AD/Olympic Sports & FB Operations	Ellen Culler
Asst. AD/Student-Athlete Development	Cricket Lane
Asst. AD/Business & Finance	Mike Perkins
Asst. AD/Ticket Operations	Tim Sabo
Exec. Director Rams Club	John Montgomery
Director of Sports Medicine	Dr. Mario Ciocca
Dir. of Academic Support/Student-Athletes	Michelle Brown



Nicole Alexander
Head Athletic Trainer



Lauren Hawkinson
Graduate Assistant
Athletic Trainer



Katie Kuester
Video Coordinator



Melanique DeVeaux
Head Manager



Odera Okeneme
Manager



Nicole Siegel
Manager



Whitney Simmons
Manager



Halle Thompson
Manager



Carmen Wood
Manager

Bubba Cunningham Director of Athletics



Lawrence R. (Bubba) Cunningham is in his second year as the director of athletics at the University of North Carolina. Cunningham officially began his duties at UNC on November 14, 2011, succeeding long-time AD Dick Baddour.

Cunningham is the seventh director of athletics in Carolina history, following Robert A. Fetzer (1923-52), Chuck Erickson (1953-67), Homer Rice (1969-75), Bill Cobey (1976-80), John Swofford (1980-97) and Baddour (1998-2012).

One of Cunningham's first accomplishments at UNC was the development of a strategic plan for Carolina athletics. A planning committee

worked with Dr. Paul Friga, associate professor of strategy and entrepreneurship at Carolina's Kenan-Flagler School of Business throughout the process and created the mission statement - "We Educate and Inspire Through Athletics." The plan also identified four core values for Carolina Athletics- Responsibility, Innovation, Service and Excellence.

"Our number one priority is for athletics to be part of the educational experience of all students at the University, those who compete in our 28 varsity sports as well as those who do not," says Cunningham. "Athletics provides academic and competitive opportunities for more than 700 students, and is part of a unifying spirit for thousands of other students, faculty, staff and alumni."

College athletics has seen many changes in recent years and Cunningham has Carolina positioned to have a voice in the on-going conversation about the future, whether it is in the state university system, the Atlantic Coast Conference or at the NCAA level. As part of UNC's commitment to excellence, he commissioned a compliance review by an outside firm and is currently designing a master plan for UNC's facilities.

In 2012-13, Cunningham's first full season at UNC, Carolina finished eighth in the NACDA Director's Cup on the strength of national championships in women's soccer and women's lacrosse. The Tar Heels also had top-10 finishes in field hockey (second), baseball (third), men's lacrosse (fifth), men's soccer (fifth) and women's tennis (fifth). The women's tennis team captured the ITA national indoor title and six other programs finished in the top 25 - women's swimming (12th), fencing (13th), men's basketball (17th), women's basketball (17th), volleyball (17th) and wrestling (22nd).

The UNC women's athletics program captured the 2013 Capital One Cup, which is awarded to the best men's and women's Division I athletics programs in the country. For winning its first Capital One Cup, the Tar Heels earned \$200,000 toward student-athlete scholarships and a spot at the annual ESPY Awards show in Los Angeles.

Carolina student-athletes excelled in the classroom as well. During the 2012-13 academic calendar, a record 329 student-athletes made the ACC Academic Honor Roll, which requires a cumulative GPA of at least 3.0 for the year. In the fall of 2012, 120 student-athletes made the Dean's List, and 129 did so in the spring of 2013.

Cunningham has hired coaches in football and track and field and the future is bright for both programs. Charismatic Larry Fedora was hired from Southern Miss, and in his first year at UNC, he won eight games and tied for first place in the ACC's Coastal Division. The Tar Heels went 6-1 at home, including wins over Virginia Tech, NC State and East Carolina. Track and field coach Harlis Meaders, a 1992 UNC grad, replaced long-time coach Dennis Craddock who retired.

Cunningham is in his 11th year as a Division I director of athletics. He came to Chapel Hill after spending the previous six years as the director of athletics at the University of Tulsa. He also was the AD for three years from 2002-2005 at Ball State University. He was honored as the 2008-09 FBS Central Region Athletics Director of the Year, an award presented by the National Association of Collegiate Directors of Athletics.

At Tulsa, Cunningham guided the Golden Hurricane through its initial move to Conference USA and spearheaded a \$60 million athletics initiative, which included a \$20 million renovation to Skelly Field at H.A. Chapman Stadium, a goal of \$20 million for an athletics scholarship endowment and \$20 million for coaches' salary endowment.

Cunningham implemented and developed a strategic plan for personal and professional growth and development for Tulsa's student-athletes, coaches and staff. He presided over the completion of the \$8.5 million Case Athletic Complex, which houses football offices and academic support center for student-athletes.

Tulsa won 34 league championships in his tenure, more than any other school in Conference USA. Men's and women's

basketball, men's and women's cross country, men's and women's golf, men's soccer, softball, men's and women's tennis and volleyball participated in post-season play. The football program played in five bowl games in his last six years, winning four of those games.

Cunningham hired former Tulsa football coach Todd Graham, who led the Golden Hurricane to three 10-win seasons in a four-year span, the first time it had been accomplished in school history.

Tulsa student-athletes excelled academically, earning 17 ESPN The Magazine Academic All-America performances over the last five years. More than 170 student-athletes earned Conference USA Commissioner's Honor Roll accolades each season, including 199 in 2009-10, and 11 student-athletes won C-USA Scholar Athlete of the Year honors.

In 2010-11, the Golden Hurricane finished 51st nationally in the Learfield Sports Directors' Cup, Tulsa's highest finish in the history of the competition.

Tulsa hosted the 2011 NCAA Basketball Second & Third Rounds and the 2008 NCAA Men's and Women's Division I Tennis National Championship.

At Ball State, Cunningham led a program with 19 intercollegiate sports and a budget of \$12.4 million. In his final year, Ball State completed a \$12 million campaign to renovate the football stadium. In raising those funds, Cunningham secured the largest single gift in Ball State athletics history.

Under the leadership of Brady Hoke, whom Cunningham hired in 2003, the Cardinals played the first-ever night game in Ball State Stadium and developed a marketing plan that helped set a record for football season attendance. He was able to secure funding exclusively from private donors to have permanent lights installed at Ball State Stadium.

From 1988-2002, Cunningham worked in the athletics department at the University of Notre Dame. Cunningham served as associate director of athletics for external affairs from 2000-02. He renegotiated the school's footwear contract, developed a communications and marketing plan, created marketing teams for all 26 varsity sports, increased corporate sponsorship income, created a financial/equity plan for the department and served as chairman of the NCAA Division I Women's Golf Committee.

He served as Notre Dame's associate athletics director for finance and facilities from 1995-2000. Cunningham was responsible for developing an equity plan to meet Title IX requirements, completed the master plan for athletic facilities, coordinated the bid process and negotiation with Westwood for football radio rights and helped plan and complete the \$50 million renovation and 20,000-seat expansion of Notre Dame Stadium. He also coordinated the planning and construction of the Warren Golf Course, an 18-hole championship course on the Notre Dame campus.

Cunningham earned his bachelor's and master's degrees in business administration, both from Notre Dame, in 1984 and 1988, respectively. He played on the Irish golf team in 1982-83.

Cunningham serves on the NCAA Division I Men's Golf Committee, is a member of NACDA's Executive Committee, and was on the Board of Directors of the Alzheimers Association of Oklahoma and the Folds of Honor Foundation Board. Cunningham also served on the Gatorade National Advisory Board and has been a featured speaker at numerous NACDA and I-A institute conferences.

Born in Flint, Mich., and raised in Naples, Fla., Cunningham and his wife, Tina, have four children: Matthew, Michael, John and Sarah.



Bubba Cunningham and his family were introduced to North Carolina fans at a 2011 home football game.

CHANCELLOR

CAROL FOLT



“We’re going to make sure that our students don’t simply learn what we know, but they learn how to create what will be. We want Carolina graduates to be the leaders in creating new industries for the future.”

CAROL L. FOLT TOOK OFFICE AS CAROLINA’S 11TH CHANCELLOR AND FIRST WOMAN LEADER ON JULY 1, 2013.

An internationally recognized environmental scientist and award-winning teacher, Folt served as interim president of Dartmouth College during 2012-2013. She also was Dartmouth Professor of Biological Sciences at the prestigious Ivy League institution.

At Carolina, Folt’s initial focus is on what students take away from their experience. “We’re going to make sure that our students don’t simply learn what we know, but they learn how to create what will be,” she says. “We want Carolina graduates to be the leaders in creating new industries for the future.”

An Akron, Ohio, native, Folt is a proud product of public higher education. Her parents were the first in their families to attend college. She worked her way through the University of California at Santa Barbara as a waitress, earning a bachelor’s degree in aquatic biology in 1976 and a master’s degree in biology two years later. She received her doctorate in ecology in 1982 from the University of California at Davis and did postdoctoral work at the W.K. Kellogg Biological Station of Michigan State University.

After joining the Dartmouth faculty in 1983, Folt rose steadily through the academic and administrative ranks. She was named

associate director of Dartmouth’s Toxic Metals Research Program in 1998, and two years later became associate director of the Center for Environmental Health Sciences. In 2001, she was appointed dean of graduate studies and associate dean of the faculty for interdisciplinary programs. She was promoted to dean of the faculty in 2004, tapped as acting provost in 2009, and named provost in 2010.

As interim president, Folt helped identify opportunities for greater collaboration across schools to enhance academic quality and competitiveness, oversaw growth in global partnerships, and augmented support for faculty, student and community entrepreneurship and technological innovation. She spearheaded a year-long focus on the arts, co-education and the future of higher education. As provost, she led the first strategic planning process, engaging hundreds of faculty, staff and students. Following the economic downturn, she co-led efforts to resolve a \$100-million budget gap.

Folt’s research has focused on the effects of dietary mercury and arsenic on human and ecosystem health, salmonid fisheries management and restoration, and global climate change. She and colleagues developed new technologies to assess mercury exposure and formed regional, national and international partnerships to shape public policy for safer waters. She is a fellow of the American Association for the Advancement of Science.

Folt is married to David Peart, a fellow professor of biological sciences at Dartmouth. They have two adult children, Noah and Tessa.

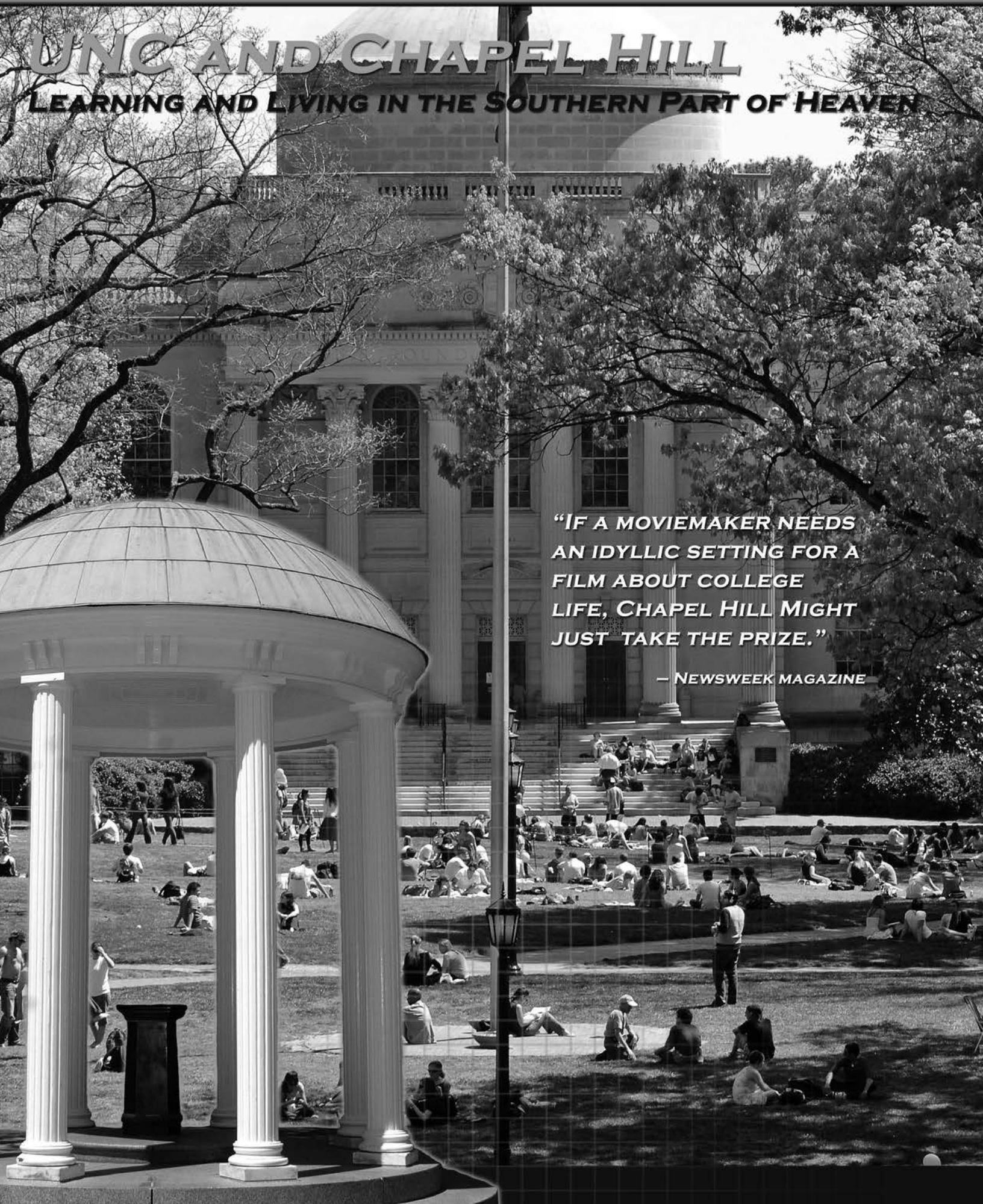
To learn more about Chancellor Folt, visit chancellor.unc.edu

UNC AND CHAPEL HILL

LEARNING AND LIVING IN THE SOUTHERN PART OF HEAVEN

**"IF A MOVIEMAKER NEEDS
AN IDYLIC SETTING FOR A
FILM ABOUT COLLEGE
LIFE, CHAPEL HILL MIGHT
JUST TAKE THE PRIZE."**

— NEWSWEEK MAGAZINE





• Chapel Hill has been ranked the No. 1 most livable small city (less than 100,000) in America.

• The Triangle (Raleigh, Durham and Chapel Hill) has often been cited as one of the nation's top areas in which to live. Residents are within easy driving distance of both beaches and mountains.

FACTS AND FIGURES

• The University of North Carolina at Chapel Hill was the nation's first state university to open its doors and the only public university to award degrees in the 18th century.

• Now in its third century, UNC offers bachelor's, master's, doctorate and professional degrees in a wide range of fields, including 78 bachelor's, 112 master's, 68 doctorate and seven professional degree programs through 14 schools and the College of Arts and Sciences.

• UNC's recent rankings:

– No. 1 for offering the best combination of high-quality academics at an affordable price (*Kiplinger's Personal Finance*)

– No. 5 on the list of the nation's top public universities (*U.S. News and World Report*)

– No. 8 on a list of Top American Research Universities


– No. 10 on a list of Best Places to Live in America (*Money magazine*)

CHAPEL HILL

THE SOUTHERN PART OF HEAVEN

• Often referred to as "The Southern Part of Heaven," Chapel Hill has been called the perfect college town by several publications, including Sports Illustrated.

• Running along the north edge of campus, Franklin Street is the heart of Chapel Hill. It provides a mix of restaurants, shops and nightlife, and also is the site of the town's biggest celebrations. UNC fans mob the downtown to celebrate big wins and national titles, and each year Halloween festivities draw thousands of revelers.



ATHLETIC HERITAGE

UNIVERSITY OF NATIONAL CHAMPIONS

WOMENS
BASKETBALL
NCAA
FINAL FOUR
1994

WOMENS
BASKETBALL
NCAA
FINAL FOUR
2006

WOMENS
BASKETBALL
NCAA
FINAL FOUR
2007

WOMENS
BASKETBALL
NCAA
ELITE 8
1994 1998 2005
2006 2007 2008

WOMENS
BASKETBALL
NCAA
SWEET 16
1984 1986 1993
1994 1995 1997
1998 1999 2000
2002 2005 2006
2007 2008

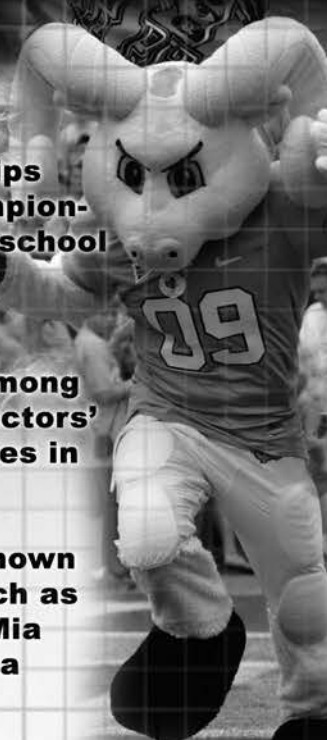
WOMENS
BASKETBALL
NCAA
APPEARANCES
1983 1984 1985
1986 1987 1988
1989 1990 1991
1992 1993 1994
1995 1996 1997
1998 1999 2000
2001 2002 2003
2004 2005 2006
2007 2008 2009



- UNC has won more national championships and conference championships than any other school in the Atlantic Coast Conference.

- UNC has finished among the top 10 in the Directors' Cup standings 11 times in the past 12 years.

- Some of the best-known names in sports – such as Michael Jordan and Mia Hamm – wore Carolina blue.





Krista Gross had success on and off the court in 2013

2012-13 Academic Honors

Athletic Director's Scholar-Athlete Award:
Krista Gross

Jan Boxill Award For Academics:
Tierra Ruffin-Pratt

ACC Academic Honor Roll:
Megan Buckland
Hillary Fuller

Advancing to graduation, Building Character, Developing leadership

- The Academic Support Program assists Tar Heel student-athletes in exploring their interests and abilities, enjoying a broad educational experience, and reaching or exceeding their academic goals
- During the 2012-13 academic year, a record 329 Carolina student-athletes made the ACC Academic Honor Roll, a recognition that requires a cumulative GPA of at least 3.0 for the year.
- The Academic Support Program helps freshmen transition from high school to college through a variety of academic programs such as academic counseling, individual tutoring, group review sessions and supplemental instruction.
- The Academic Support Program is housed in the Loudermilk Center for Excellence, a 150,000 square-foot facility that serves all of Carolina's nearly 800 student-athletes across 28 varsity sports. The Loudermilk Center's largest feature is the John W. Pope Student-Athlete Academic Support Center. This facility provides classrooms for teaching and tutoring, study lounges, office space and a computer lab. It also houses the Baddour Carolina Leadership Academy, which offers leadership training for Carolina student-athletes, coaches and staff.



Jaimie Lee

UNC Academic Support Program for Student-Athletes

Jaimie Lee joined the UNC Academic Support Program for Student-Athletes' staff in August 2006 and was hired full time in August 2007. She is currently in charge of the women's basketball academic program.

Prior to coming to UNC, Lee spent one year teaching English in France, before returning to her hometown of Chapel Hill. She also worked as a marketing assistant at Kilpatrick Stockton, LLP in Atlanta, Ga.

Lee completed her undergraduate work at Emory University in 2004. There she graduated Cum Laude with a bachelor's of arts in French with a minor in music.



Developing World-Class Leaders for a Lifetime of Service and Success

UNC student-athletes have the opportunity to participate in the Carolina Leadership Academy. As the nation's premier leadership development program in collegiate athletics, the Carolina Leadership Academy develops, challenges and supports student-athletes, coaches and staff in their continual quest to become world-class leaders in athletics, academics and life.

The Carolina Leadership Academy provides comprehensive and cutting-edge leadership development programming through interactive workshops, 360-degree feedback, one-on-one coaching, peer mentoring and educational resources.

The Carolina Leadership Academy consists of three programs:

CREED Program

Leadership training begins in the freshman year. All leadership begins with personal leadership, therefore freshmen are taught skills to effectively lead themselves. Training consists of monthly meetings featuring keynote speakers and small group discussion. Upperclass student-athletes serve as peer mentors and discussion leaders. Special focus is on responsibility, accountability, making good choices, ethics and character building.

Rising Stars Program

Designed for a select group of "high potential" sophomores and juniors, the program provides future leaders with insights, strategies and skills necessary to become effective leaders. The program includes monthly meetings, interactive exercises and action learning experiences.

Veteran Leaders Program

This program is designed for team captains and veteran student-athletes. It provides advanced leadership training and support, teaches the critical skills and insights necessary to be effective vocal leaders and provides a strong peer network. Student-athletes meet regularly to learn and reinforce leadership principles and share successes, frustrations and lessons.



Erika Johnson

Women's Basketball in the Richard A. Baddour Carolina Leadership Academy • 2013-14

Rising Stars: Danielle Butts, Latifah Coleman, Erika Johnson, Brittany Rountree

CREED Mentors: N'Dea Bryant, Hillary Fuller, Xylina McDaniel, Hillary Summers

Carolina CREED

As a University of North Carolina student-athlete, I pledge to make every effort to abide by the Carolina CREED as a show of my commitment to the University, the Department of Athletics, my team and myself.

C - I will know and embrace the tradition and CULTURE of this great University and its athletics department

R - I will RESPECT myself and others

E - I will pursue EXCELLENCE in my academic work by striving to reach my academic potential while preparing for a career of significance

E - I will EXCEL athletically by committing myself to performance excellence, team success and continual improvement

D - I will DEVELOP the capacity to effectively lead myself and others

UNC SPORTS MEDICINE

KEEPING THE TAR HEELS HEALTHY



Dr. Harry Stafford
Team Physician

Dr. Harry Stafford, a team physician since 2009, received his undergraduate degree from the University of North Carolina at Chapel Hill, where he was a member of the varsity track team. He also completed his medical training at the University of North Carolina at Chapel Hill and completed a family medicine residency at Duke University in 2005. From 2005-06, Stafford completed his sports medicine fellowship training at Duke University and in 2008, Stafford returned to UNC become the Director of the Primary Care Sports Medicine Fellowship. He is an active member of the American Medical Society for Sports Medicine and American College of Sports Medicine.

Stafford is an Assistant Professor in the Departments of Orthopedics and Family Medicine. He also serves as the Head Medical Team Physician for North Carolina Central University. He is currently doing research in the areas of Sports Nutrition, EKG changes in African American Athletes, and Sickle Cell Trait in Athletics.

He and his wife Bethany, reside in Durham.



Nicole Alexander
Head Athletic Trainer

Nicole Alexander joined UNC Sports Medicine in August 2013 and is the head athletic trainer for women's basketball as well as swimming and diving.

Before coming to Carolina, Alexander spent five years at Notre Dame as an assistant athletic trainer working with softball and men's and women's fencing. She also assisted with the day-to-day operations within the athletic training department.

Alexander spent two years as a graduate assistant at Syracuse University and served as the athletic trainer for the field hockey, tennis and women's rowing and men's and women's track and field programs. She also provided athletic training to youth camps and clinics and assisted the full-time staff in coverage of the daily doctor's clinic.

Prior to her stint at Syracuse, Alexander served as a student athletic trainer at the University of Florida. While in Gainesville, she also assisted with sporting events at the local high school and community colleges and the Gator cheer and spirit squads.

Alexander received her master's in exercise science from Syracuse University in May 2008. She earned a bachelor's of science degree in applied physiology and kinesiology, specializing in athletic training from Florida in 2005.

UNC Sports Medicine and Strength & Conditioning

The Tar Heels' medical care and conditioning is overseen by professionals who are among the best in their fields.

Dr. Mario Ciocca, Director of Sports Medicine at UNC, leads a top-notch staff that works to keep student-athletes healthy and to rehabilitate any injuries quickly and successfully. Dr. Harry Stafford is the head physician for the women's basketball team.

Athletic training staff members are present at all workouts to insure that injuries receive prompt and proper care. Nicole Alexander is the Head Athletic Trainer for women's basketball and is assisted by athletic training graduate students.

North Carolina's players benefit from a comprehensive program designed to keep them in peak physical condition. The Tar Heels conduct their strength training at a newly constructed weight room inside Carmichael Arena. Jason Beaulieu is the strength and conditioning coordinator for women's basketball.

The Tar Heels make use of modern strength, flexibility and conditioning methods in a year-round training cycle, the result of which is a superbly conditioned team.

STRENGTH & CONDITIONING

KEEPING THE TAR HEELS FIT



Jason Beaulieu

Strength and Conditioning Coordinator

Jason Beaulieu is in his fourth year coordinating the strength and conditioning program for the women's basketball team. Beaulieu also oversees strength and conditioning for men's lacrosse and assists Jonas Sahratian with men's basketball.

A native of West Chester, Pa., Beaulieu enters his eighteenth year as a certified strength and conditioning coach. Before arriving at the University of North Carolina, he was the Director of Strength and Conditioning at the University of Delaware. He also spent time as an Assistant Strength and Conditioning coach at the University of Kansas.

He was the Director of Athletic Performance at Velocity Sports Performance in both Baltimore Md., and Alexandria Va., and was the Head Strength and Conditioning coach and coordinator of Physical Education at St. Stephens and St. Agnes School in Alexandria, Va.

A 1996 graduate from the University of Delaware, he was a four-year letterman as a mid-fielder for the Delaware men's lacrosse team from 1993-96, serving as co-captain as a senior. He led the nationally-ranked Blue Hens to North Atlantic Conference titles in 1993 and 1994. Beaulieu earned his degree in physical education studies with a concentration in strength and conditioning.

He is a certified strength and conditioning specialist through the National Strength and Conditioning Association and a certified club coach through USA Weightlifting.

Beaulieu and his wife Kathleen have two sons, Matthew (5) and Tyler (2).

TAR HEELS IN THE WNBA

CAROLINA PLAYERS MAKING THEIR MARK AT THE PRO LEVEL



ERLANA LARKINS
INDIANA FEVER - 2012
WNBA CHAMPIONS

TIERRA RUFFIN-PRATT
WASHINGTON MYSTICS

IVORY LATTA
WASHINGTON MYSTICS

LATOYA PRINGLE
LOS ANGELES SPARKS



**CAMILLE LITTLE AND THE
SEATTLE STORM WENT A
PERFECT 7-0 IN THE 2010
WNBA PLAYOFFS ON THEIR
WAY TO A LEAGUE TITLE**

TAR HEELS IN THE WNBA

A PIPELINE TO THE PROS THROUGHOUT THE YEARS



TRACY REID
1998-2003



SYLVIA CRAWLEY
2000-03



CHARLOTTE SMITH
1999-2006




RASHANDA McCANTS
2009-10



CORETTA BROWN
2003-06

A black and white photograph of Marion Jones, a WNBA player for the Los Angeles Sparks, in action. She is wearing a white jersey with the number 22 and the word "SHOCK" on it. She is running with the ball, and a referee is visible in the background.

MARION JONES
2010-11

A black and white photograph of Nikki Teasley, a WNBA player for the Los Angeles Sparks, holding a large trophy. She is wearing a white t-shirt with "CHAMPION SPARKS" on it and a white cap. She is smiling and looking at the trophy.

**NIKKI TEASLEY WON A
WNBA TITLE WITH THE
LOS ANGELES SPARKS
IN 2002**

A black and white photograph of LaQuanda Barksdale, a WNBA player for the Los Angeles Sparks, in action. She is wearing a dark jersey with the number 33 and the word "FIRE" on it. She is running with the ball, and a referee is visible in the background.

LAQUANDA BARKSDALE
2001-03

A black and white photograph of La'Tangela Atkinson, a WNBA player for the Los Angeles Sparks, in action. She is wearing a dark jersey with the number 22 and the word "WINDY" on it. She is jumping to shoot the ball, and a defender from the Liberty team is jumping to block her.

LA'TANGELA ATKINSON
2006-09

HOME COURT ADVANTAGE

THE TAR HEELS CALL CARMICHAEL ARENA HOME

TAR HEELS AT HOME

1974-75: 7-0	1995-96: 7-3
1975-76: 9-2	1996-97: 15-0
1976-77: 6-4	1997-98: 16-1 (15-1 Carmichael, 1-0 S.C.)
1977-78: 7-6	1998-99: 16-2
1978-79: 9-5	1999-2000: 12-2
1979-80: 11-6	2000-01: 9-6 (8-5 Carmichael, 1-1 S.C.)
1980-81: 9-5	2001-02: 15-3 (15-2 Carmichael, 0-1 S.C.)
1981-82: 7-4	2002-03: 15-1 (14-1 Carmichael, 1-0 S.C.)
1982-83: 11-0	2003-04: 14-2 (14-1 Carmichael, 0-1 S.C.)
1983-84: 10-3	2004-05: 17-0 (12-0 Carmichael, 5-0 S.C.)
1984-85: 11-0	2005-06: 14-1
1985-86: 12-2	2006-07: 17-1
1986-87: 9-3 (7-2 Carmichael, 2-1 S.C.)	2007-08: 18-0 (17-0 Carmichael, 1-0 S.C.)
1987-88: 8-6 (6-4 Carmichael, 2-2 S.C.)	2008-09: 18-1 (Entire season in S.C.)
1988-89: 6-8 (6-6 Carmichael, 0-2 S.C.)	2009-10: 15-3 (8-3 Carmichael, 7-0 S.C.)
1989-90: 9-5	2010-11: 15-3
1990-91: 9-6 (8-6 Carmichael, 1-0 S.C.)	2011-12: 13-4
1991-92: 13-2	2012-13: 17-1
1992-93: 14-1	
1993-94: 15-1 (11-0 Carmichael, 4-1 S.C.)	Totals:
1994-95: 14-1	469-104 in Chapel Hill
	426-94 in Carmichael (53-11 since renovation)
	43-10 in Dean E. Smith Center



WILLIAM D. CA



CARMICHAEL JR. ARENA

BLUE HEAVEN

- The North Carolina faithful long have referred to Carmichael as Blue Heaven and the name certainly fits. Located among the tall pine trees at the heart of the UNC campus, Carmichael has been home to the women's basketball program since its inception. Playing there, UNC boasted a 373-83 (.818) record from 1975-2008.
- On Jan. 20, 2003, Carolina drew 10,180 fans for its game against Duke. The sellout crowd marked a new attendance high for the Tar Heels in Carmichael.
- Carmichael is named for the late William D. Carmichael Jr., a highly popular figure on campus who served as the university's comptroller, then as its vice president.
- The Carolina men's basketball program called Carmichael home from 1965 until its move to the Dean E. Smith Center during the 1985-86 season. Under coach Dean Smith, the Tar Heels compiled a home record of 169-20 at Carmichael.
- The women's basketball team has played games at the Smith Center on several occasions and has compiled a 43-10 record there since 1987. The entire 2008-09 season was played there during the Carmichael renovation project and the Tar Heels finished with a home record of 18-1.
- In 2004-05, UNC finished 17-0 in Chapel Hill - 12-0 in Carmichael and 5-0 in the Smith Center, including two NCAA Tournament games - to set a program standard for home-court wins in a season. The 2006-07 squad matched that mark with a 17-1 mark in 18 games at Carmichael. The 2007-08 Tar Heels finished a record-setting 18-0 at home, with an 82-51 win over Duke standing as the final game in the "old" Carmichael.

CARMICHAEL ARENA

THE NATION'S FINEST WOMEN'S BASKETBALL FACILITY

CARMICHAEL ARENA RECENTLY RECEIVED A MULTI-MILLION DOLLAR RENOVATION THAT TRANSFORMED THE HISTORIC HOME OF THE TAR HEELS INTO A STATE-OF-THE-ART WOMEN'S BASKETBALL FACILITY. CAROLINA NOW BENEFITS FROM A BRAND NEW LOCKER ROOM, PLAYERS' LOUNGE AND FILM ROOM IN ADDITION TO UPGRADES TO CARMICHAEL'S CONCOURSE AND LOBBY SPACES. THE CROWN JEWEL OF THE RENOVATED CONCOURSE IS A WOMEN'S BASKETBALL MUSEUM THAT FEATURES INTERACTIVE DISPLAYS, TROPHIES, ARTIFACTS AND A ONE-OF-A-KIND HIGHLIGHT FILM - "FAST AND FURIOUS" - THAT SHOWCASES THE TAR HEELS' TRADE-MARK UP-TEMPO PLAYING STYLE.





2008 ACC Women's Basketball Champions



UNC at the ACC Tournament



ACC

National Championships



TAR HEELS ON TV

CAROLINA IS AMONG THE MOST TELEVISED TEAMS IN AMERICA



CAROLINA ON TELEVISION

- As a member of the ACC, Carolina regularly appears on television networks throughout the region, including Fox Sports South, Fox Sports Florida, Comcast SportsNet and NESN.
- The Tar Heels also appear on national television several times per season, with games regularly broadcast on ESPN, ESPN2 and ESPNU.
- Carolina is traditionally one of the most popular teams in the nation on TV. In 2006-07, games against Duke and Tennessee were the highest-rated women's basketball games on ESPN and ESPN2 for the season.
- UNC plays on television no fewer than 11 times during the 2013-14 season with 14 others available on ESPN3 or GoHeelsTV. The ACC Women's Basketball Tournament will also be broadcast in its entirety on RSN and the championship game on ESPN.

ESPN

**Comcast
SportsNet**

FSN NESN

GoHEELS.COM

THE PLACE FOR CAROLINA WOMEN'S BASKETBALL ONLINE



GoHeels.com

Official Site of Carolina Athletics

[SPORTS](#)

[INSIDE ATHLETICS](#)

[FACILITIES](#)

[STORE](#)

[FAN CENTRAL](#)

[AUDIO/VIDEO](#)



DONATE NOW ▶
SUPPORT UNC ATHLETICS



TICKET CENTER ▶
SHOP FOR UNC TICKETS



CAROLINA WOMEN'S BASKETBALL SEASON TICKETS ON SALE NOW!



WOMEN'S BASKETBALL

[News](#) | [Schedule](#) | [Roster](#) | [Coaches](#)



Carolina Picked Fourth In ACC Preseason Poll

McDaniel and DeShields named to Preseason All-ACC team.

[DeShields, McDaniel Named To Wooden Preseason List](#)
["Get Well" Video From ACC MBB Coaches](#)



ACC Leads With Nine Selections



Carolina Picked Fourth In ACC...



20 Day Countdown Begins Saturday



Calder Is In His 28th Season



Hatchell Temporarily Stepping Away...

WOMEN'S BASKETBALL LINKS

Follow @uncwbb 4,551 followers

Camp/Recruit Information
[Recruit Questionnaire](#)
[Summer Camps](#)

General Information
[Buy Tickets](#)
[2013-14 Season Tickets](#)
[2013-14 3-Point Package](#)
[UNC Tip-Off Celebration](#)
[Cancun Challenge Fan Information](#)
[2013-14 Schedule](#)
[Carmichael Arena](#)
[Carmichael Parking Info](#)
[2012-13 Statistics](#)

MORE HEADLINES



[Carolina To Host NCAA WBB Tournament 1st and...](#)
[25th Anniversary Of 1988 Olympic Gold Medal...](#)
[Carolina Goes Through First Practice Of The...](#)
[Carolina WBB Makes Two Changes To Home...](#)
[ACC WBB Tournament Finalizes Game Times](#)
[Jessica Washington Bio](#)
[Allisha Gray Bio](#)
[Diamond DeShields Bio](#)

[Archives](#)

GoHeels TV

[Live Events Schedule](#) | [Watch GoHeels TV](#) | [Join Now](#)



WBB: ACC Media Day



WBB: Press Conference



WBB: Danielle Butts Beats Miami



WBB: Hatchell Blueberry Patch



WBB: Sylvia Hatchell Hall of Fame PC

SCHEDULE | RESULTS

[View Full Schedule](#) | [Download](#)



WED, OCTOBER 30

TUE, NOVEMBER 05

FRI, NOVEMBER 08

TOUR OUR FACILITIES



Carmichael Arena

[More Facilities](#)

CAROLINA ON THE WEB

• UNC's official athletics website, GoHeels.com, is one of the most clicked-on athletics sites in the nation. Fans can access statistics, game notes and feature stories, as well as unique audio and video content, on all of Carolina's 28 sports.

• In addition to the coverage provided by GoHeels.com, a number of sporting events - including women's basketball games - are streamed live and on-demand via GoHeels TV.

• As part of the ACC's new TV contract, in addition to televising a number of Carolina games, ESPN will stream 11 games on ESPN3, the network's online platform, at WatchESPN.com.

GAMEDAY EXCITEMENT

CAROLINA GAMES ARE FUN FOR ALL AGES



**CAROLINA HAS BEEN AMONG
THE TOP 50 IN NATIONAL
ATTENDANCE EACH OF THE
LAST SIX SEASONS**



TAR HEEL FANS STORM THE COURT AFTER BEATING DUKE IN 2010



CAROLINA PLAYERS TAKING A LAP TO THANK FANS AFTER A WIN - A NEW CARMICHAEL TRADITION

CAROLINA FAST

THERE'S FAST...AND THERE'S CAROLINA FAST

CAROLINA FAST

• A phrase coined by national women's basketball commentator Debbie Antonelli, "Carolina Fast" is a way of life for players in Chapel Hill.

• The Tar Heels employ an up-tempo, offense-friendly attack that head coach Sylvia Hatchell used to great success at Francis Marion in the 70s and 80s and brought with her to Chapel Hill. Hatchell's Francis Marion teams routinely led the nation in scoring and rolled to a pair of national championships in 1982 and 1986.

CETERA DEGRAFFENREID

CAMILLE LITTLE

TRACY REID



MARION JONES

HIGH OCTANE OFFENSE

Carolina strives to push the tempo of a game at any opportunity and the Tar Heels take great pride in their ability to score at will and maximize the number of offensive possessions in each game. In the last decade, Carolina has finished in the top 10 nationally in scoring seven times, including finishing in the top three four consecutive seasons from 2004-05 to 2008-09. The Tar Heels scored a school-record 86.3 points per game in 2007-08 en route to their fourth straight Elite Eight appearance.

Season	National Rank	PPG
2010-11	9th	77.9
2008-09	2nd	82.7
2007-08	1st	86.3
2006-07	1st	83.7
2005-06	3rd	82.2
2004-05	2nd	79.4
2001-02	5th	79.9



NIKKI TEASLEY



ITALEE LUCAS



IVORY LATT


TAR HEEL TRAVELS

PRAGUE, CZECH REPUBLIC • 2012 EUROPEAN TOUR



TAR HEEL TRAVELS

BUDAPEST, HUNGARY • 2012 EUROPEAN TOUR




TAR HEEL TRAVELS

GRAND BAHAMA ISLAND • JUNKANOO JAM



TAR HEEL TRAVELS

HONOLULU, HAWAII • RAINBOW WAHINE CLASSIC



TAR HEEL TRAVELS

PARIS, FRANCE • 2008 EUROPEAN TOUR




TAR HEEL TRAVELS

LONDON, ENGLAND • 2008 EUROPEAN TOUR



TAR HEEL TRAVELS

SWITZERLAND AND GERMANY • 2008 EUROPEAN TOUR



TAR HEEL TRAVELS

SWITZERLAND AND GERMANY • 2008 EUROPEAN TOUR



TAR HEEL TRAVELS

ITALY AND GREECE • 2004 EUROPEAN TOUR



TAR HEEL TRAVELS

MEXICO 2005 • LAS VEGAS 2009



CAROLINA FACILITIES

THE BEST IN COLLEGE ATHLETICS



KENAN STADIUM



UNC FINLEY GOLF COURSE

FETZER FIELD AND BELK TRACK



BOSHAMER STADIUM



KOURY NATATORIUM



DEAN E. SMITH CENTER



LOUDERMILK CENTER FOR EXCELLENCE

KENAN STADIUM RENOVATIONS

IN MAY 2010, THE UNIVERSITY OF NORTH CAROLINA BOARD OF TRUSTEES APPROVED THE LOUDERMILK CENTER FOR EXCELLENCE, A FIVE-STORY PRIVATELY FINANCED STRUCTURE THAT WILL BE BUILT IN KENAN STADIUM'S EAST END ZONE TO HOUSE THE ACADEMIC SUPPORT CENTER FOR STUDENT-ATHLETES, THE CAROLINA LEADERSHIP ACADEMY, OLYMPIC SPORTS' STRENGTH AND CONDITIONING CENTER, VISITING LOCKER ROOM, CLUB SEATS AND INDIVIDUAL SUITES.

CONSTRUCTION BEGAN IMMEDIATELY ON THE PROJECT AND STAFF BEGAN MOVING IN TO THE NEW FACILITY IN OCTOBER OF 2011, WITH FULL USE OF THE BUILDING BEGINNING IN 2012.



CELLENCE







Diamond DeShield's Family





Latifah Coleman's Family



Head Manager Melanique Deveau's Family



Hillary Fuller's Family





Xylina McDaniel's Family



Brittany Roundtree's Family



Hillary Summers' Family



Jessica Washington's Family



Coach Tracey Williams-Johnson's Family

Why Tar Heels?

University of North Carolina athletic teams are known as the Tar Heels because North Carolina is "The Tar Heel State."

One legend has the nickname being applied to the state's residents as long ago as the Revolutionary War. According to this story, the troops of British General Cornwallis were fording what is now known as the Tar River between Rocky Mount and Battleboro when they discovered that tar had been dumped into the stream to impede their crossing. When they finally got across the river they found their feet completely black with tar. Their observation that anyone who waded North Carolina rivers would acquire tar heels led to the nickname first being used.

Others say the nickname was acquired during the War Between the States. During one of that war's fiercest battles a column supporting North Carolina troops was driven from the field. After the battle, the North Carolinians who had successfully fought it out alone, happened to meet the regiment which had fled to safety and were greeted with the question, "Any more tar down in the Old North State, boys?"

"No, not a bit," shot back one of the North Carolina soldiers. "Old Jeff's bought it all up," he went on, referring to Jefferson Davis, President of the Confederacy.

"Is that so? What's he going to do with it?"

"He's going to put it on you'ns heels to make you stick better in the next fight."

Upon hearing of the incident, Robert E. Lee smiled and said to a fellow officer, "God bless the Tar Heel boys."

A letter found in 1991 by State Archivist David Olson lends credence to another more direct theory. A letter from Maj. Joseph Engelhard describes a fight involving men from North Carolina in which Lee was heard to have said, "There they stand as if they have tar on their heels."

The letter, dated August 24, 1864, told the tale of a battle on the outskirts of Petersburg, Va. Engelhard was elected secretary of state for North Carolina in 1876.

Ram Mascot

For nearly 70 years, North Carolina's mascot has been a ram. Since Carolina's nickname is Tar Heels, it might seem strange to have a ram as a mascot. It is. But, there is a good explanation. It's offered by Vic Huggins, Carolina's head cheerleader back in 1924.

"In 1924 school spirit was at a peak," Huggins once explained. "But something seemed to be missing. One day it hit me. Georgia had a bulldog for a mascot and State a wolf. What Carolina needed was a symbol."

Two years earlier the Tar Heels had posted a brilliant, 9-1 football record. The star of that 1922 team was a bruising fullback named Jack Merritt. Merritt was nicknamed "the battering ram" for the way he plunged into lines. It seemed natural to Huggins to link a mascot with Merritt's unusual sobriquet.

"Charlie Woollen, the athletic business manager at that time, agreed with the idea and gave us \$25 to purchase a fitting mascot," said Huggins.

Rameses the First was shipped in from Texas, arriving just in time to be introduced at a pep rally before the VMI game. Complete with a monogram blanket on his back, Rameses helped make the pep rally one of the school's greatest.

Then the ram was taken to Emerson Field where Carolina was an underdog to a strong VMI team. But, for three quarters the Tar



School Songs

Alma Mater

Hark the sound of Tar Heel voices, Ringing clear and true,
Singing Carolina's praises, Shouting "NCU".
(chorus)
Hail to the brightest star of all! Clear its radiance shine
Carolina, priceless gem, Receive all praises thine.
(refrain)
For I'm a Tar Heel born, I'm a Tar Heel bred,
And when I die I'm a Tar Heel dead.
So it's - Rah, Rah, Carolina-lina
Rah, Rah, Carolina-lina
Rah-Rah, Carolina!
Rah! Rah! Rah!

Here Comes Carolina

Here comes Carolina-lina, Here comes Carolina-lina
We hail from NCU
We've got the team to win it, We've got the spirit in it
We wear the colors white and blue
So it's fight, fight, fight for Carolina
As Davie did in days of old
As we rally round the Well
Cheer that Tar Heel team like Hell
For the glory of NCU



Heels battled the visitors to a scoreless tie.

Late in the fourth period Carolina's Bunn Hackney was called upon to attempt a field goal. Before taking the field he stopped to rub Rameses' head for good luck.

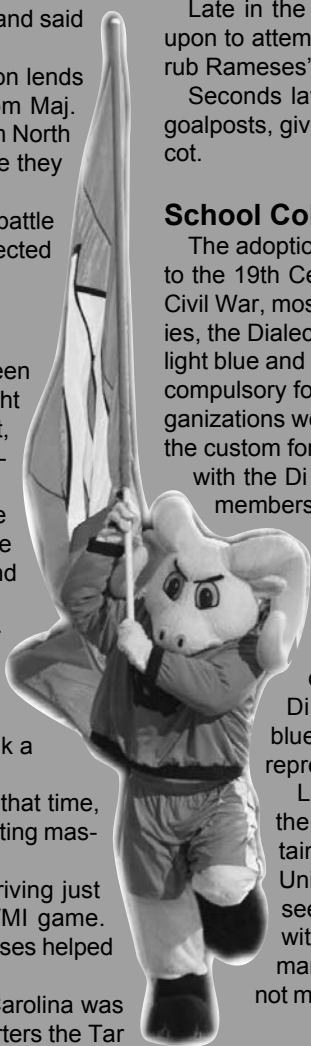
Seconds later Hackney's 30-yard dropkick sailed between the goalposts, giving the Tar Heels a 3-0 victory and a legendary mascot.

School Colors

The adoption of light blue and white as UNC's colors dates back to the 19th Century. When the University reopened following the Civil War, most social activities were directed by two literary societies, the Dialectic and Philanthropic. The official color of the Di was light blue and that of the Phi white. Since society membership was compulsory for all students, the opinions and activities of these organizations were by nature of circumstances all embracing. It was the custom for all men from localities west of Chapel Hill to affiliate with the Di and generally for students from the east to become members of the Phi.

On public occasions the student officers, marshals and ball managers were chosen equally from the membership of the two societies. It had long been the custom of each society for its members to wear its color on such occasions. However, the chief marshal and chief ball manager, one from the Di and the other from the Phi, wore combination light blue and white regalias and rosettes signifying that they represented the whole student body.


Later, when intercollegiate athletics were established, the question of what to wear became a problem. Certainly, the students wanted to be associated with the University, but the school had no official colors. So it seemed only natural for the fans to adorn themselves with the same combination as that used by the chief marshals and ball managers, colors which represented not membership in a society, but a University student body.



CAROLINA

2013-14 Tar Heel Women's Basketball

2012-13 IN REVIEW



2012-13 Season Review

Season Results

2012-13 UNC Women's Basketball

North Carolina Season Schedule/Results & Leaders (as of Oct 10, 2013)

All games

RECORD:	OVERALL	HOME	AWAY	NEUTRAL
ALL GAMES	29-7	17-1	8-5	4-1
CONFERENCE	14-4	8-1	6-3	0-0
NON-CONFERENCE	15-3	9-0	2-2	4-1

Date	Opponent	Score	Att.	High Points	High Rebounds
11/09/12	#DAVIDSON	W 70-59	1307	(18)Xylina McDaniel	(12)Waltiea Rolle
					(12)Xylina McDaniel
11/11/12	#DUQUESNE	W 62-58	1172	(24)Tierra Ruffin-Pratt	(12)Krista Gross
11/14/12	#GEORGETOWN	W 63-48	1048	(22)Brittany Rountree	(15)Krista Gross
11/18/12	#at Iowa	W 77-64	3073	(22)Tierra Ruffin-Pratt	(14)Xylina McDaniel
11/24/12	LA SALLE	W 85-55	1536	(15)Waltiea Rolle	(12)Waltiea Rolle
11/25/12	UNC ASHEVILLE	W 101-42	2006	(19)Waltiea Rolle	(9)Waltiea Rolle
					(9)Danielle Butts
11/28/12	\$OHIO STATE	W 57-54	2765	(11)Waltiea Rolle	(9)Krista Gross
				(11)Xylina McDaniel	
				(11)Tierra Ruffin-Pratt	
12/02/12	at Tennessee	57-102 L	11342	(19)Xylina McDaniel	(13)Xylina McDaniel
12/05/12	RADFORD	W 64-44	1921	(24)Waltiea Rolle	(17)Krista Gross
12/12/12	NORTH CAROLINA CENTRAL	W 49-21	2330	(14)Tierra Ruffin-Pratt	(12)Krista Gross
12/16/12	at Coastal Carolina	W 75-49	772	(13)Antoinette Bannister	(9)Krista Gross
					(9)Erika Johnson
12/19/12	%vs East Carolina	W 76-67	2000	(24)Tierra Ruffin-Pratt	(10)Krista Gross
12/28/12	EAST TENNESSEE STATE	W 85-44	2528	(18)Tierra Ruffin-Pratt	(8)Krista Gross
12/30/12	*at Clemson	W 65-58	1236	(19)Xylina McDaniel	(6)Xylina McDaniel
					(6)Erika Johnson
					(6)Tierra Ruffin-Pratt
01/03/13	*MARYLAND	W 60-57	2615	(13)Brittany Rountree	(9)Waltiea Rolle
				(13)Tierra Ruffin-Pratt	
01/06/13	*VIRGINIA TECH	W 48-45	3015	(14)Xylina McDaniel	(8)Xylina McDaniel
				(14)Tierra Ruffin-Pratt	
01/10/13	*at NC State	W 70-66	2977	(17)Brittany Rountree	(9)Krista Gross
01/13/13	*GEORGIA TECH	W 79-58	3812	(19)Megan Buckland	(4)Xylina McDaniel
01/17/13	*VIRGINIA	W 71-60	1628	(15)Xylina McDaniel	(9)Xylina McDaniel
01/24/13	*at Maryland	59-85 L	4836	(15)Tierra Ruffin-Pratt	(8)Krista Gross
				(15)Krista Gross	
01/27/13	*at Miami	W 64-62	2664	(19)Tierra Ruffin-Pratt	(12)Krista Gross
01/31/13	*FLORIDA STATE	W 72-62	2876	(19)Xylina McDaniel	(13)Krista Gross
02/03/13	*DUKE	63-84 L	5613	(18)Tierra Ruffin-Pratt	(8)Waltiea Rolle
02/07/13	*at Boston College	W 80-52	803	(15)Xylina McDaniel	(8)Krista Gross
02/10/13	*at Georgia Tech	W 60-58	1320	(14)Tierra Ruffin-Pratt	(10)Tierra Ruffin-Pratt
02/14/13	*WAKE FOREST	W 76-56	2794	(15)Xylina McDaniel	(9)Xylina McDaniel
02/17/13	*at Florida State	73-80 L	2846	(25)Xylina McDaniel	(11)Krista Gross
02/22/13	*at Virginia Tech	W 72-50	1844	(17)Tierra Ruffin-Pratt	(9)Krista Gross
02/24/13	*NC STATE	W 68-58	4840	(24)Tierra Ruffin-Pratt	(11)Waltiea Rolle
02/28/13	*BOSTON COLLEGE	W 85-57	2631	(21)Waltiea Rolle	(9)Xylina McDaniel
03/03/13	*at Duke	58-65 L	9314	(16)Tierra Ruffin-Pratt	(12)Krista Gross
03/08/13	@vs Boston College	W 62-57	7122	(19)Tierra Ruffin-Pratt	(9)Waltiea Rolle
03/09/13	@vs Maryland	W 72-65	8754	(20)Tierra Ruffin-Pratt	(12)Xylina McDaniel
03/10/13	@vs Duke	73-92 L	8166	(25)Tierra Ruffin-Pratt	(8)Krista Gross
03/24/13	!vs Albany	W 59-54	4532	(30)Tierra Ruffin-Pratt	(14)Waltiea Rolle
03/26/13	!at Delaware	69-78 L	4653	(23)Waltiea Rolle	(7)Xylina McDaniel

* = Conference game

= Preseason WNIT

\$ = ACC/Big Ten Challenge

% = Myrtle Beach, S.C.

@ = ACC Tournament, Greensboro, N.C.

! = NCAA First/Second Rounds, Newark, Del.

Attendance Summary	Games	Attend	Avg/Game
Home	18	46437	2580
Away	13	47680	3668
Neutral	5	30574	6115
Total	36	124691	3464

2012-13 UNC Women's Basketball
North Carolina Overall/Conference Statistics (as of Oct 10, 2013)
All games

SUMMARY	Overall Statistics										Conference Statistics									
	gp-gs	min/g	fg%	3fg%	ft%	r/g	a/g	stl	blk	pts/g	gp-gs	min/g	fg%	3fg%	ft%	r/g	a/g	stl	blk	pts/g
Tierra Ruffin-Pratt	35-33	30.5	.379	.242	.697	3.7	4.5	93	27	15.5	18-17	31.4	.368	.138	.672	4.3	4.7	43	13	15.0
Waltiea Rolle	35-32	26.8	.483	1.000	.647	6.6	0.9	39	89	12.1	18-17	25.5	.471	1.000	.633	5.5	1.1	20	38	11.3
Xylina McDaniel	33-33	27.6	.430	.182	.576	7.1	1.2	71	32	11.3	18-18	27.9	.446	.250	.591	6.3	1.2	38	18	12.3
Brittany Rountree	36-33	27.7	.353	.298	.767	2.6	1.6	64	1	7.2	18-17	29.7	.346	.307	.750	2.5	1.6	32	0	7.4
Krista Gross	36-36	28.9	.376	.220	.630	8.4	1.7	72	24	6.4	18-18	28.0	.435	.217	.568	7.3	1.7	35	8	6.1
Megan Buckland	35-6	18.8	.342	.356	.650	1.6	0.7	37	3	5.7	17-1	18.4	.333	.323	.650	1.6	0.8	17	2	5.6
Danielle Butts	36-3	16.4	.448	.250	.554	4.6	0.6	41	7	4.7	18-1	16.4	.514	.200	.550	4.8	0.7	17	4	4.8
Hillary Fuller	5-0	6.8	.636	.000	.800	2.6	0.0	0	1	4.4										
Antoinette Bannister	8-0	8.6	.355	.286	.857	1.6	1.0	3	0	4.3	1-0	6.0	.000	.000	.000	0.0	0.0	0	0	0.0
Latifah Coleman	35-2	15.7	.316	.351	.590	1.8	1.6	31	2	3.9	18-1	16.6	.319	.313	.625	1.8	1.7	22	1	3.8
Whitney Adams	7-1	6.6	.400	.500	.875	1.6	0.3	2	1	2.3	1-0	3.0	1.000	1.000	.000	1.0	0.0	0	0	3.0
N'Dea Bryant	25-1	6.5	.438	.000	.467	1.2	0.6	14	9	2.0	12-0	4.8	.350	.000	1.000	0.8	0.1	3	1	1.7
Erika Johnson	20-0	6.7	.244	.250	.500	1.7	0.1	7	1	1.5	13-0	4.8	.176	.500	.571	1.4	0.1	3	0	0.8
Totals	36		.397	.296	.640	42.7	13.3	474	197	68.9	18		.401	.282	.637	39.9	13.5	230	85	67.9
Opponent	36		.358	.292	.667	40.1	12.0	334	102	60.2	18		.385	.324	.642	39.3	12.7	165	58	61.8

SCORING	Overall Statistics									Conference Statistics								
	fg-fga	fg%	3fg-fga	3fg%	ft-fa	ft%	pts	pts/g		fg-fga	fg%	3fg-fga	3fg%	ft-fa	ft%	pts	pts/g	
Tierra Ruffin-Pratt	179-472	.379	15-62	.242	168-241	.697	541	15.5		88-239	.368	4-29	.138	90-134	.672	270	15.0	
Waltiea Rolle	172-356	.483	1-1	1.000	77-119	.647	422	12.1		82-174	.471	1-1	1.000	38-60	.633	203	11.3	
Xylina McDaniel	136-316	.430	6-33	.182	95-165	.576	373	11.3		82-184	.446	6-24	.250	52-88	.591	222	12.3	
Brittany Rountree	88-249	.353	50-168	.298	33-43	.767	259	7.2		44-127	.346	27-88	.307	18-24	.750	133	7.4	
Krista Gross	77-205	.376	9-41	.220	68-108	.630	231	6.4		40-92	.435	5-23	.217	25-44	.568	110	6.1	
Megan Buckland	63-184	.342	48-135	.356	26-40	.650	200	5.7		31-93	.333	21-65	.323	13-20	.650	96	5.6	
Danielle Butts	64-143	.448	4-16	.250	36-65	.554	168	4.7		37-72	.514	1-5	.200	11-20	.550	86	4.8	
Hillary Fuller	7-11	.636	0-0	.000	8-10	.800	22	4.4										
Antoinette Bannister	11-31	.355	6-21	.286	6-7	.857	34	4.3		0-1	.000	0-1	.000	0-0	.000	0	0.0	
Latifah Coleman	43-136	.316	13-37	.351	36-61	.590	135	3.9		22-69	.319	5-16	.313	20-32	.625	69	3.8	
Whitney Adams	4-10	.400	1-2	.500	7-8	.875	16	2.3		1-1	1.000	1-1	1.000	0-0	.000	3	3.0	
N'Dea Bryant	21-48	.438	0-1	.000	7-15	.467	49	2.0		7-20	.350	0-0	.000	6-6	1.000	20	1.7	
Erika Johnson	10-41	.244	1-4	.250	8-16	.500	29	1.5		3-17	.176	1-2	.500	4-7	.571	11	0.8	
Totals	875-2202	.397	154-521	.296	575-898	.640	2479	68.9		437-1089	.401	72-255	.282	277-435	.637	1223	67.9	
Opponent	773-2160	.358	162-555	.292	458-687	.667	2166	60.2		400-1039	.385	82-253	.324	231-360	.642	1113	61.8	

TOTALS	Overall Statistics										Conference Statistics									
	o-reb	d-reb	total	pf	fo	a	to	a/to	hi	pts	o-reb	d-reb	total	pf	fo	a	to	a/to	hi	pts
Tierra Ruffin-Pratt	29	100	129	97	3	159	153	1.0	30		22	55	77	49	2	84	83	1.0	24	
Waltiea Rolle	114	117	231	92	4	30	68	0.4	24		59	40	99	52	3	19	25	0.8	21	
Xylina McDaniel	81	154	235	107	2	41	124	0.3	25		35	78	113	57	1	22	64	0.3	25	
Brittany Rountree	28	66	94	80	0	59	69	0.9	22		16	29	45	44	0	29	32	0.9	17	
Krista Gross	107	195	302	95	2	60	85	0.7	15		44	87	131	49	1	30	48	0.6	15	
Megan Buckland	22	35	57	52	1	24	28	0.9	19		10	17	27	24	1	13	12	1.1	19	
Danielle Butts	74	92	166	85	1	22	59	0.4	10		35	51	86	44	1	13	33	0.4	10	
Hillary Fuller	4	9	13	4	0	0	2	0.0	13											
Antoinette Bannister	2	11	13	3	0	8	8	1.0	13		0	0	0	1	0	0	1	0.0	0	
Latifah Coleman	14	48	62	31	0	56	79	0.7	17		7	26	33	15	0	31	33	0.9	13	
Whitney Adams	5	6	11	2	0	2	4	0.5	4		0	1	1	0	0	0	0	0.0	3	
N'Dea Bryant	15	14	29	13	0	15	16	0.9	8		6	4	10	7	0	1	4	0.3	4	
Erika Johnson	16	18	34	19	0	2	20	0.1	8		8	10	18	10	0	1	14	0.1	3	
Totals	578	959	1537	681	13	478	722	0.7	101		273	445	718	352	9	243	353	0.7	85	
Opponent	537	908	1445	717	24	433	812	0.5	102		255	453	708	362	12	228	415	0.5	85	

2012-13 Season Review

Season Notes

QUICK HITS

- Carolina ranked second in the nation in steals (13.2 spg). The Tar Heels were also eighth in points allowed per possession (0.75) and 12th in blocks (5.5 bpg).
- UNC finished 10-5 in 2012-13 when tied or trailing at halftime after the comeback win over Albany in the NCAA Tournament. The Tar Heels were 9-29 in those situations the previous three seasons.
- Carolina finished 9-0 in games decided by five points or less and 14-3 in games decided by 10 points or less.
- Head coach Sylvia Hatchell is second all-time in career coaching wins with 908. Hatchell now trails only Pat Summitt (1,098) on the all-time list after passing Jody Conradt (900) on Feb. 10, 2013.
- Senior Tierra Ruffin-Pratt averaged a team-best 15.5 points per game, good for fourth in the ACC. Entering 2012-13, her career scoring average in 84 games was 6.7 ppg.
- Senior Krista Gross finished sixth in the ACC in rebounding with 8.4 rpg. Entering 2012-13, her career average in 95 games was 4.4 rpg.

TAR HEELS MAKE RUN TO ACC TITLE GAME

Third-seeded North Carolina defeated Boston College and Maryland to earn a spot in the ACC Tournament championship game for the 15th time in the last 20 seasons. Tierra Ruffin-Pratt averaged over 21 points per game in the event - including a career-high 25 in the title game - to earn first-team all-tournament honors. Latifah Coleman, who had a career-high 17 points in an amazing performance in the semifinal win over Maryland, and Waltiea Rolle earned second-team honors.

RUFFIN-PRATT, McDANIEL EARN FIRST-TEAM ALL-ACC HONORS

Tierra Ruffin-Pratt and Xylina McDaniel were named to the All-Atlantic Coast Conference first team by a vote of the league's head coaches. Ruffin-Pratt was also a first-team selection by the Blue Ribbon Panel, while McDaniel grabbed second-team honors from that group.

Ruffin-Pratt led the Tar Heels in scoring, assists and steals in her final season in Chapel Hill. The Alexandria, Va., native emerged as one of the league's top all-around players, averaging 15.5 points, 4.5 assists, 3.7 rebounds and 2.7 steals per game in leading Carolina to a 29-7 record and second place in the final ACC standings.

McDaniel, who was the only freshman named on a first team, registered a double-double in her first collegiate game and was consistently one of the nation's top first-year players in 2012-13. The Columbia, S.C., product averaged 11.3 points, 7.1 rebounds and 2.2 steals during the season, all tops among the league's freshmen.

Ruffin-Pratt and McDaniel are the first Tar Heel teammates to earn first-team honors since Erlana Larkins and LaToya Pringle were first-team selections in 2008. McDaniel is the first Carolina freshman to earn a first-team nod since Camille Little in 2004.

McDANIEL NAMED ACC ROOKIE OF THE YEAR

Xylina McDaniel was named ACC Rookie of the Year by both the Blue Ribbon Panel and a vote of the league's head coaches, ACC Commissioner John Swofford announced March 5. McDaniel, who led all ACC freshmen in scoring, rebounding and steals, is the seventh Tar Heel to win the award and the first since Camille Little in 2004.

McDaniel earned ACC Rookie of the Week honors a league-leading six times, while helping the Tar Heels to a 26-5 regular season mark and a second place finish in the ACC. McDaniel was also the only freshman named to the All-ACC first team as selected by the head coaches.

HATCHELL PICKED FOR NAISMITH HALL OF FAME

North Carolina head women's basketball coach Sylvia Hatchell was selected for induction into the Naismith Memorial Basketball Hall of Fame as a member of the 2013 class. Hatchell officially joined the Hall of Fame in a ceremony in Springfield, Mass., on Sunday, September 8.

Hatchell joins coaches Guy Lewis, Rick Pitino and Jerry Tarkanian and players Bernard King, Gary Payton and Dawn Staley as members of the 2013 class that was formally introduced as part of the Men's Final Four festivities in Atlanta. Five direct elect selections were also announced - Roger Brown (ABA Committee), Edwin B. Henderson (Early African-American Pioneers Committee), Oscar Schmidt (International Committee), Richard Guerin (Veterans Committee) and Russ Granik (Contributor Direct Election Committee).

A three-time national coach of the year, Hatchell is the first woman with Carolina ties to earn induction and joins nine other Tar Heels in the Naismith Hall of Fame - coaches Ben Carnevale, Frank McGuire, Dean Smith, Larry Brown and Roy Williams, player/coach Billy Cunningham and players James Worthy, Robert McAdoo and Michael Jordan.

In 2013, Hatchell became just the third women's coach in history to reach 900 career wins, and she currently stands No. 2 all-time behind legendary Tennessee coach Pat Summitt.

TAR HEELS WIN TWENTY AGAIN IN 2013

- With the win over No. 20 Florida State on Jan. 31, UNC reached the 20-win mark for the 24th time in program history.
- Carolina has won 20 games under Sylvia Hatchell 19 times in 27 seasons and 11

times in the last 12 campaigns.

- The win on Jan. 31 marked the first time Carolina has reached 20 wins in January since the Final Four team of 2006-07. That squad started 24-0 and finished 34-4.
- Hatchell has coached her teams to at least 20 wins on 29 occasions in 38 seasons, tied for third-most nationally. Only Pat Summitt (36) and Vivian Stringer (32) have coached more 20-win seasons.
- In addition to her 19 20-win seasons in Chapel Hill, Hatchell teams won 20 or more games 10 times in 11 seasons at Francis Marion.

TAR HEELS IN CARMICHAEL ARENA

- Carolina is 425-94 all-time in Carmichael, including a 52-11 record since the building re-opened after being closed for renovations from March 2008 to December 2009.
- The Tar Heels have won at least 13 home games in each of the last 12 seasons, including a school-record 18 during an undefeated 2007-08 home campaign.
- UNC has lost just 20 home games since the start of the 2001-02 season. The Tar Heels have been even more stingy against non-conference opponents, losing at home just twice outside of league play in the last decade.

WINNING WITH DEFENSE

Carolina was tenacious on the defensive end in 2012-13, holding opponents to just 60.2 points per game and 35.8 percent shooting from the field. The Tar Heels won four times in 2012-13 when scoring fewer than 60 points, something that had only happened once since 2005.

On Jan. 6, 2013, Carolina established a new school record for fewest points in a win in the 48-45 victory over Virginia Tech, breaking a record that had stood since 1976.

The numbers are even better when adjusted for Carolina's up-tempo style, as the Tar Heels are eighth in the country in points allowed per possession. According to WBBstate.com, UNC allows just 0.75 points per opponent possession while averaging 79.0 possessions per game, seventh-most nationally.

HATCHELL MAKES HISTORY WITH 900TH, 901ST WIN

With the win over Boston College on Feb. 7, 2013, Sylvia Hatchell became just the third women's coach in history to reach 900 career victories. Three days later, Hatchell passed Jody Conradt for second all-time in career wins. Only Pat Summitt (1,098) has won more games as a women's coach than Hatchell, who is also the active leader in wins, seven ahead of Rutgers head coach C. Vivian Stringer's 901.

TAR HEELS MAKING THE RIGHT ADJUSTMENTS

The Tar Heels won 10 games last season when tied or trailing at halftime. Carolina was 10-5 in those situations in 2012-13 after being 9-29 in the previous three seasons. In addition to the NC State win on Feb. 24, UNC's first four ACC wins in 2013 saw the Tar Heels enter the locker room either tied or behind.

REBOUNDS EQUAL WINS FOR TAR HEELS

Carolina has always stressed the importance of rebounding and that statistic has been a good indicator of success for the Tar Heels in recent years. Since the beginning of the 2006-07 season, Carolina has won the rebounding battle in 172 of 245 games. In those 172 games, UNC sports an overall record of 157-15 (.913). Carolina outrebounded 22 of its 37 opponents in 2012-13 and the Tar Heels were 20-2 in those games. Carolina was the first team to rebound Maryland this season on March 9 during the ACC Tournament.

ROLLE HITS SHOT-BLOCKING MILESTONE

Senior center Waltiea Rolle has long been established as one of the top shot-blockers in UNC history. The Nassau, Bahamas, standout reached a career milestone with five blocks against Radford on Dec. 5. Rolle passed 200 blocks for her career, a mark only reached five times in school history and 13 times in ACC history. Rolle finished her career with 262 career blocks in 122 career games and this season passed Candace Sutton (208) for fourth place in school history. She ranks eighth in ACC history in career blocks, passing Duke's Chante Black for eighth in her final game.

CAROLINA CLAIMED PRESEASON WNIT TITLE, RUFFIN-PRATT MVP

With wins over Davidson, Duquesne, Georgetown and Iowa, Carolina won the Preseason WNIT for the second time. Tierra Ruffin-Pratt, who had 22 points in the final, was named the tournament's most valuable player. Xylina McDaniel, who had double-doubles in two of the four games, also earned all-tournament team honors. UNC also won the event in 2008 with an 80-79 victory over No. 2 Oklahoma in the final.

TAR HEELS BACK IN AP TOP 25

North Carolina returned to the Associated Press Top 25 Nov. 19 after the Tar Heels defeated No. 25 Georgetown and Iowa to win the Preseason WNIT. Carolina, which opened the season outside the AP Top 25 for the first time since the 2001-02 season, re-entered the poll at No. 25 after falling out last February. UNC finished the regular season ranked No. 13 in the final AP poll.

TAR HEELS OUTSIDE OF PRESEASON TOP 25

North Carolina was not ranked in the top 25 in either major poll to open the season for the first time in 11 years. The Tar Heels last opened a season unranked in 2001-02. That year Carolina was back in the AP top 25 by the end of November and ended the season ranked No. 16.

2012-13 Honors and Milestones

Latifah Coleman

- ACC All-Tournament Team (second team)

Xylina McDaniel

- Full Court Freshman All-America (first team)
- ACC Rookie of the Year (first Tar Heel since Camille Little in 2004)
- ACC All-Freshman Team
- All-ACC (coaches' first team; Blue Ribbon second team)
- Six-time ACC Rookie of the Week
- Preseason WNIT All-Tournament Team
- ACC Newcomer Watch List - Preseason

Waltiea Rolle

- ACC All-Tournament Team (second team)
- ACC All-Defensive Team
- 200 career blocks (reached Dec. 5 vs. Radford)

Tierra Ruffin-Pratt

- WBCA All-America Honorable Mention
- Associated Press All-America Honorable Mention
- ACC All-Tournament Team (first team)
- All-ACC First Team
- 1,000 career points (reached March 3 at Duke)
- Preseason WNIT Most Valuable Player

Sylvia Hatchell

- Naismith Memorial Basketball Hall of Fame
- 900 wins (reached Feb. 7 at Boston College; 908-321 overall)

UNC SIGNS BLOCKBUSTER CLASS FOR 2013

The University of North Carolina women's basketball program signed four high school seniors to National Letters of Intent, head coach Sylvia Hatchell announced Nov. 14.

The four members of the class of 2017 are Diamond DeShields of Norcross, Ga., Allisha Gray of Sandersville, Ga., Stephanie Mavunga of Indianapolis, Ind., and Jessica Washington of Tulsa, Okla. All four future Tar Heels are ranked in the top 14 of the class by the All Star Girls Report and in the top 23 by ESPN HoopGurlz. DeShields leads the way with a No. 2 ranking from the ASGR, followed by Mavunga (No. 4), Gray (No. 7) and Washington (No. 14).

DeShields, who attends Norcross High School, is a 6-2 wing. The 2011 Gatorade Player of the Year in Georgia, DeShields was the ESPN Rise National Freshman of the Year in 2010 and led Norcross to back-to-back 5A state championships in 2010 and 2011.

DeShields is a preseason USA Today All-USA selection entering her senior season after earning second-team All-USA honors as a junior. In addition to her stellar performances at the prep level, DeShields has also had a decorated international career. The MVP of the 2012 U17 World Championships after leading the United States to a gold medal, she also won gold in the U18 World 3-on-3 Championships in September. DeShields is the daughter of Delino and Tisha DeShields. Her father is a former 13-year veteran in Major League Baseball while her mother was an All-America performer in track and field at Tennessee.

Gray, who attends Washington County High School, is a 6-0 guard. The No. 7 player in the class according to ESPN, she was the 2012 Gatorade Player of the Year in Georgia as well as a three-time 3A state player of the year.

Gray has led Washington County to a three-year record of 88-4 that includes a perfect 32-0 record and 3A state championship in 2010-11. As a junior, she averaged 32.0 points and 8.5 rebounds per game en route to a state runner-up finish. Gray also has USA Basketball experience as a member of the U18 National Team as well as the 3-on-3 National Team. Gray is the daughter of Annie and Dr. Allen Gray.

Mavunga, who attends Brownsburg High School, is a 6-4 power forward. The No. 4 player in the class according to the All Star Girls Report, Mavunga was the 2012 Gatorade Player of the Year in Indiana in 2012.

A two-time Indiana Basketball Coaches Association All-State selection, Mavunga holds school records for single-game, single-season and career blocked shots and averaged 21.6 points, 12.4 rebounds and 5.4 blocks per game as a junior. She also won gold with the United States U16 National Team at the U16 FIBA Americas Tournament in 2011. Mavunga is the daughter of Phillip and Jean Mavunga.

Washington, who attends Jenks High School, is a 5-8 point guard. The No. 14 player in the class according to ESPN, Washington was the 2012 Tulsa World All-Met Player of the Year.

Yet another future Tar Heel with international experience, Washington won gold with the United States U17 National Team at the 2012 U17 World Championships. She averaged 18.4 points per game as a junior and has scored more than 1,000 career points. Washington is the daughter of Travis and Kelly Washington.

The class is already receiving national attention and has been rated the No. 1 class in the country by the All Star Girls Report, Full Court Magazine, the Blue Star Report and the Collegiate Girls Basketball Report.

DeSHIELDS WINS WBCA, NAISMITH NATIONAL POY AWARDS

North Carolina signee Diamond DeShields was named State Farm/WBCA and Naismith National High School Player of the Year in late February. The 6-2 wing from Norcross, Ga., has led Norcross High to the Georgia 6A state championship and a 28-5 record.





Miscellaneous Individual Stats

Games as leading scorer (or tied for lead)	Season/Career
Tierra Ruffin-Pratt.....	19/25
Waltiea Rolle	6/11
Xylina McDaniel.....	10/10
Brittany Rountree.....	3/9
Krista Gross.....	1/2
Megan Buckland.....	1/1

Games as leading rebounder (or tied for lead)	Season/Career
Krista Gross.....	17/27
Tierra Ruffin-Pratt.....	2/20
Waltiea Rolle	8/17
Xylina McDaniel.....	11/11
Danielle Butts	1/3
Erika Johnson.....	2/2
Brittany Rountree.....	0/1

Games as leader in assists (or tied for lead)	Season/Career
Tierra Ruffin-Pratt.....	27/42
Brittany Rountree.....	2/10
Krista Gross.....	4/10
Latifah Coleman	4/4
Megan Buckland.....	2/3
N'Dea Bryant	1/1
Xylina McDaniel.....	1/1
Waltiea Rolle	1/1
Danielle Butts	0/1

Double-doubles	Season/Career
Waltiea Rolle	7/13
Krista Gross.....	3/10
Tierra Ruffin-Pratt.....	1/4
Xylina McDaniel.....	3/3

Double-figure scoring games	Season/Career
Tierra Ruffin-Pratt.....	30/52
Waltiea Rolle	22/45
Xylina McDaniel.....	21/21
Brittany Rountree.....	8/21
Krista Gross.....	7/20
Megan Buckland.....	7/9
Danielle Butts	3/9
Latifah Coleman	3/4
Hillary Fuller.....	1/1

Double-figure rebounding games	Season/Career
Krista Gross.....	10/23
Waltiea Rolle	7/13
Tierra Ruffin-Pratt.....	1/12
Xylina McDaniel.....	5/5
Danielle Butts	1/1

2012-13 INDIVIDUAL STATISTICAL RANKINGS

Megan Buckland

- 11th in ACC in three-point field goal percentage - 35.6

Krista Gross

- 6th in ACC in rebounding - 8.4 rpg
- 8th in ACC in steals - 2.0 spg
- 9th in ACC in offensive rebounds per game - 3.0 rpg
- 4th in ACC in defensive rebounds per game - 5.4 rpg

Xylina McDaniel

- 25th in ACC in scoring - 11.3 ppg
- 14th in ACC in rebounding - 7.1 rpg
- 6th in ACC in steals - 2.2 spg
- 10th in ACC in blocks - 1.0 bpg
- 10th in ACC in defensive rebounds per game - 4.7 rpg

Waltiea Rolle

- 22nd in ACC in scoring - 12.1 ppg
- 16th in ACC in rebounding - 6.6 rpg
- 14th in ACC in field-goal percentage - 48.3
- 2nd in ACC in blocks - 2.5 bpg

- 21st in NCAA in blocks - 2.5 bpg

Brittany Rountree

- 15th in ACC in steals - 1.8 spg

Tierra Ruffin-Pratt

- 4th in ACC in scoring - 15.5 ppg
- 4th in ACC in assists - 4.5 rpg
- 2nd in ACC in steals - 2.7 spg
- 15th in ACC in blocks - 0.8 bpg
- 12th in ACC in assist/turnover ratio - 1.0

- 47th in NCAA in steals - 2.7 spg

- 68th in NCAA in assists - 4.5 apg

2012-13 MISCELLANEOUS SINGLE-GAME TEAM STATS

- Largest lead in a win: 59 (UNC Asheville, 11/25)
- Largest lead in a loss: 11 (at Delaware, 3/26)
- Largest deficit in a win: 14 (Duke, 11/11)
- Largest second-half deficit in a win: 14 (vs. Maryland, 3/9)
- Largest deficit in a loss: 46 (at Tennessee, 12/2)
- Largest halftime lead in a win: 24 (41-17, Georgia Tech, 1/13)
- Largest halftime lead in a loss: 8 (43-35, at Delaware, 3/26)
- Largest halftime deficit in a win: 14 (24-38, vs. Maryland, 3/9)
- Largest halftime deficit in a loss: 31 (19-50, Duke, 2/3)
- Largest winning margin: 59 (101-42, UNC Asheville 1/25)
- Largest losing margin: 45 (57-102, at Tennessee, 12/2)
- Highest field goal % in a half: 58.8 (20-34, UNC Asheville, 11/25)
- Lowest field goal % in a half: 21.9 (7-32, first half, Duke, 2/3)
- Highest three-point % in a half: 100.0 (3-3, second half, vs. BC, 3/8)
- Lowest three-point % in a half: 0.0 (12 occasions)
- Most bench points in a game: 51 (UNC Asheville, 11/25)
- Fewest bench points in a game: 2 (vs. Albany, 3/24)
- Biggest rebounding advantage: +22 (42-21, at Boston College, 2/7)
- Biggest rebounding deficit: -16 (43-27, Georgia Tech, 1/13)
- Largest run: 22-0 (Georgia Tech, 1/13)
- Largest run by opponent: 15-0 (Ohio State, 11/28)



Carolina's record when ...

Home	17-1
Away	8-5
Neutral	4-1
Leading at the half	19-2
Trailing at the half	9-5
Tied at the half	1-0
Overtime	0-0
Shooting 50 percent or better from the floor	3-0
Shooting 40-49.9 percent from the floor	15-0
Shooting worse than 40 percent from the floor	11-7
Opponent shoots 50 percent or better from the floor	0-2
Opponent shoots 40-49.9 percent from the floor	3-4
Opponent shoots worse than 40 percent from the floor	26-1
UNC has more rebounds	20-2
Opponent has more rebounds	9-5
Rebounds are even	0-0
UNC has more offensive rebounds	14-4
Opponent has more offensive rebounds	11-2
Offensive rebounds are even	4-1
UNC commits more turnovers	7-3
Opponent commits more turnovers	20-4
Scoring 80 or more points	5-0
Scoring less than 80 points	24-7
Opponent scores 80 or more points	0-5
Opponent scores less than 80 points	29-2

2012-13 Team Highs and Lows

UNC Team Highs

Points: 101 (UNCA, 11/25)
Points in a half: 54 (second half, La Salle, 11/24)
Field goals: 40 (UNCA, 11/25)
Field goal attempts: 76 (Davidson, 11/9)
Field goal percentage: .541 (40-74, UNCA, 11/25)
Three-pointers made: 10 (Georgetown, 11/14)
Three-point attempts: 28 (Georgetown, 11/14)
Three-point percentage: .692 (9-13, Georgia Tech, 1/13)
Free throws: 26 (Duke, 3/10)
Free throw attempts: 36 (at Georgia Tech, 2/10)
Free throw percentage: .917 (22-24, Wake Forest, 2/14)
Rebounds: 61 (UNCA, 11/25)
Assists: 25 (UNCA, 11/25)
Steals: 22 (Clemson, 12/30)
Blocks: 12 (Georgia Tech, 1/13)
Turnovers: 35 (Georgetown, 11/14)
Fouls: 27 (at Florida State, 2/17)

UNC Team Lows

Points: 48** (Virginia Tech, 1/6)
Points in a half: 19 (first half, Duke, 2/3)
Field goals: 16 (Virginia Tech, 1/6)
Field goal attempts: 48 (Virginia Tech, 1/6; at Georgia Tech, 2/10)
Field goal percentage: .274 (17-62, NCCU, 12/12)
Three-pointers made: 0 (Duquesne, 11/11)
Three-point attempts: 7 (Davidson, 11/9; at Miami, 1/27)
Three-point percentage: .000 (0-10, Duquesne, 11/11)
Free throws: 5 (Davidson, 11/9)
Free throw attempts: 6 (Davidson, 11/9)
Free throw percentage: .429 (9-21, at Duke, 3/3)
Rebounds: 27 (Georgia Tech, 1/13)
Assists: 5 (Duke, 3/10)
Steals: 5 (at Florida State, 2/17)
Blocks: 0 (Maryland, 3/9)
Turnovers: 10 (at Virginia Tech, 2/22)
Fouls: 12 (NCCU, 12/12)

Opponent Team Highs

Points: 102 (at Tennessee, 12/2)
Points in a half: 53 (second half, at Tennessee, 12/2; second half, Duke, 3/10)
Field goals: 37 (at Tennessee, 12/2)
Field goal attempts: 77 (at Tennessee, 12/2)
Field goal percentage: .582 (32-55, at Maryland, 1/24)
Three-pointers made: 11 (Duke, 2/3)
Three-point attempts: 26 (Albany, 3/24)
Three-point percentage: .611 (11-18, Duke, 2/3)
Free throws: 26 (at Delaware, 3/26)
Free throw attempts: 33 (at Miami, 1/27)
Free throw percentage: .875 (14-16, East Carolina, 12/19)
Rebounds: 54 (at Tennessee, 12/2)
Assists: 21 (at Tennessee, 12/2)
Steals: 17 (Georgetown, 11/14; Radford, 12/5)
Blocks: 8 (at Duke, 3/3)
Turnovers: 36 (ETSU, 12/28)
Fouls: 27 (Duquesne, 11/11)

Opponent Team Lows

Points: 21* (NCCU, 12/12)
Points in a half: 6 (first half, NCCU, 12/12)
Field goals: 7 (NCCU, 12/12)
Field goal attempts: 43 (NCCU, 12/12; Virginia Tech, 1/6)
Field goal percentage: .163 (7-43, NCCU, 12/12)
Three-pointers made: 0 (NCCU, 12/12; Clemson, 12/30)
Three-point attempts: 1 (NCCU, 12/12)
Three-point percentage: .000 (0-1, NCCU, 12/12)
Free throws: 3 (Davidson, 11/9)
Free throw attempts: 7 (Davidson, 11/9)
Free throw percentage: .429 (3-7, Davidson, 11/9)
Rebounds: 27 (Radford, 12/5)
Assists: 2 (NCCU, 12/12)
Steals: 3 (at Maryland, 1/24)
Blocks: 0 (East Carolina, 12/19)
Turnovers: 9 (at Delaware, 3/26)
Fouls: 9 (NCCU, 12/12)

**Fewest by an opponent in school history*


***Fewest in a win in school history*



CAROLINA

2013-14 Tar Heel Women's Basketball

HISTORY & RECORDS



1994 NCAA Championship Game: UNC 60, Louisiana Tech 59

Charlotte Smith had to wait for the replay to watch the biggest shot in North Carolina women's basketball history fall through the net. She was the one who released it, just before time expired in the 1994 NCAA Championship game, but ultimately her line of vision was blocked.

"I didn't look at it," Smith said. "And the mob got me before I knew it had gone in."

That mob, made of her teammates, had good reason to be excited. Just three years earlier, when the seniors on that team were freshmen, North Carolina had finished at the bottom of the Atlantic Coast Conference. So to have hit those heights, earning the program's—and the conference's—first NCAA title, was almost too much to be believed.

The success had been building steadily. Since the 1991 season, when UNC finished 12-16 for its fourth consecutive losing season, the Tar Heels had put together back-to-back 20-win campaigns. Sylvia Hatchell's team headed into the 1993-94 season with five returning starters and an outstanding freshman point guard named Marion Jones, who would go on to gain fame on the track.

First, however, Jones made an indelible mark at UNC in basketball. By the fourth game of the season, Jones was a starter, and she went on to set an ACC record for steals by a freshman. Joining her in Carolina's regular lineup were four experienced players: seniors Sylvia Crawley and Tonya Sampson, and juniors Stephanie Lawrence and Smith.

The Tar Heels opened the 1993-94 season with 11 consecutive wins and climbed to No. 4 in the country before falling at home to Virginia, 77-75 on Jan. 12. The Cavaliers would prove to be the only team to defeat UNC



After hitting the winning shot, Charlotte Smith enjoys the postgame bedlam.

that season, winning again in Charlottesville on Feb. 9, 83-74.

There were a few other close calls, though. At the ACC Tournament in Rock Hill, S.C., the defense stiffened to beat Clemson 65-64 and advance to the final. Having survived that scare, Carolina finally got the better of Virginia, 77-60 in the championship game, to claim its first conference crown since 1984.


After advancing through first and second-round NCAA Tournament games in Chapel Hill, UNC traveled to the East Regional at Rutgers. There, the Tar Heels beat Vanderbilt 73-69, despite playing without Smith, who served a one-game suspension for fighting during the second round win against Old Dominion. Crawley picked

up the slack with a season-high 22 points. An 81-69 victory against Connecticut put North Carolina in its first Final Four.

In Richmond, Va., UNC enjoyed its trip but didn't forget it was there to take care of business. The Tar Heels put on a dunking display at practice, then got serious and won easily in the national semifinal against Purdue, 89-74, to advance to the NCAA Championship game.

On April 3, Louisiana Tech led through most of the first half, but never by more than five. The Tar Heels trailed by two when they got the ball out of bounds on a possession arrow with a mere 00:00.7 showing on the clock. After two timeouts, Lawrence inbounded the ball to Smith on the right wing. The rest, as they say, is history.

"It makes it even more special to know that we came from the bottom to the top," Crawley said after the game. "This is the way I've always dreamed about it, and my dreams have finally come true."



1994 NCAA Championship Game

NORTH CAROLINA 60, LOUISIANA TECH 59

April 3, 1994 • Richmond, Va. (11,966)

La. Tech	FG	3FG	FT	REB	PF	A	BS	ST	TP	M
A. Brown	2-6	0-1	0-0	2	3	0	0	0	4	13
Johnson	6-15	0-2	0-0	10	2	1	0	1	12	40
Spurlock	1-4	0-0	0-0	6	4	0	1	2	2	29
Thomas	6-14	1-1	2-2	4	3	1	0	2	15	24
Williams	4-19	0-4	0-1	6	0	1	0	1	8	27
Neal	0-3	0-0	6-8	2	2	2	1	4	6	26
Brown	1-2	0-0	0-0	2	5	0	0	2	2	18
Riser	0-0	0-0	0-0	1	0	0	1	0	0	3
Walker	5-7	0-0	0-0	5	0	0	0	0	10	20
Team				6						

Totals 25-70 1-8 8-11 44 19 5 3 12 59
.357 .125 .727

UNC	FG	3FG	FT	REB	PF	A	BS	ST	TP	M
Smith	7-19	1-3	5-7	23	2	2	2	0	20	40
Sampson	9-25	3-7	0-0	8	4	1	0	2	21	38
Crawley	4-7	0-0	6-8	4	2	1	3	1	14	39
Jones	0-5	0-1	2-3	2	3	3	1	0	2	22
Lawrence	1-2	1-1	0-0	4	1	5	0	1	3	40
Cooper	0-2	0-1	0-1	0	0	0	0	1	0	12
McKee	0-0	0-0	0-0	0	0	0	0	0	0	1
Suddreth	0-0	0-0	0-0	0	1	0	0	0	0	2
Gear	0-1	0-0	0-0	1	1	1	0	0	0	6
Team				6						

Totals 21-61 5-13 13-19 48 14 13 6 5 60
.344 .385 .684

La. Tech 32 27 — 59

North Carolina 32 28 — 60

Turnovers: La. Tech 15 (Neal 4); UNC 21 (Smith, Crawley 6)

Officials: June Courteau, John Morningstar



Sylvia Crawley, Sylvia Hatchell and Tonya Sampson celebrate the victory. At right, Crawley and Charlotte Smith field questions at the postgame press conference.

"When I was recruited out of high school, the team had only won a few conference games the year before I attended. UNC was not the powerhouse of today. In just a short three-year span, Coach Hatchell took that team from last in the conference (or close to it) to National Champions. It brings tears to my eyes to relive that moment. As each player, each coach, and each manager knows, it was a journey. A journey that started years earlier. A journey that ended in a special moment for each of us. It was not an easy season nor an easy journey.

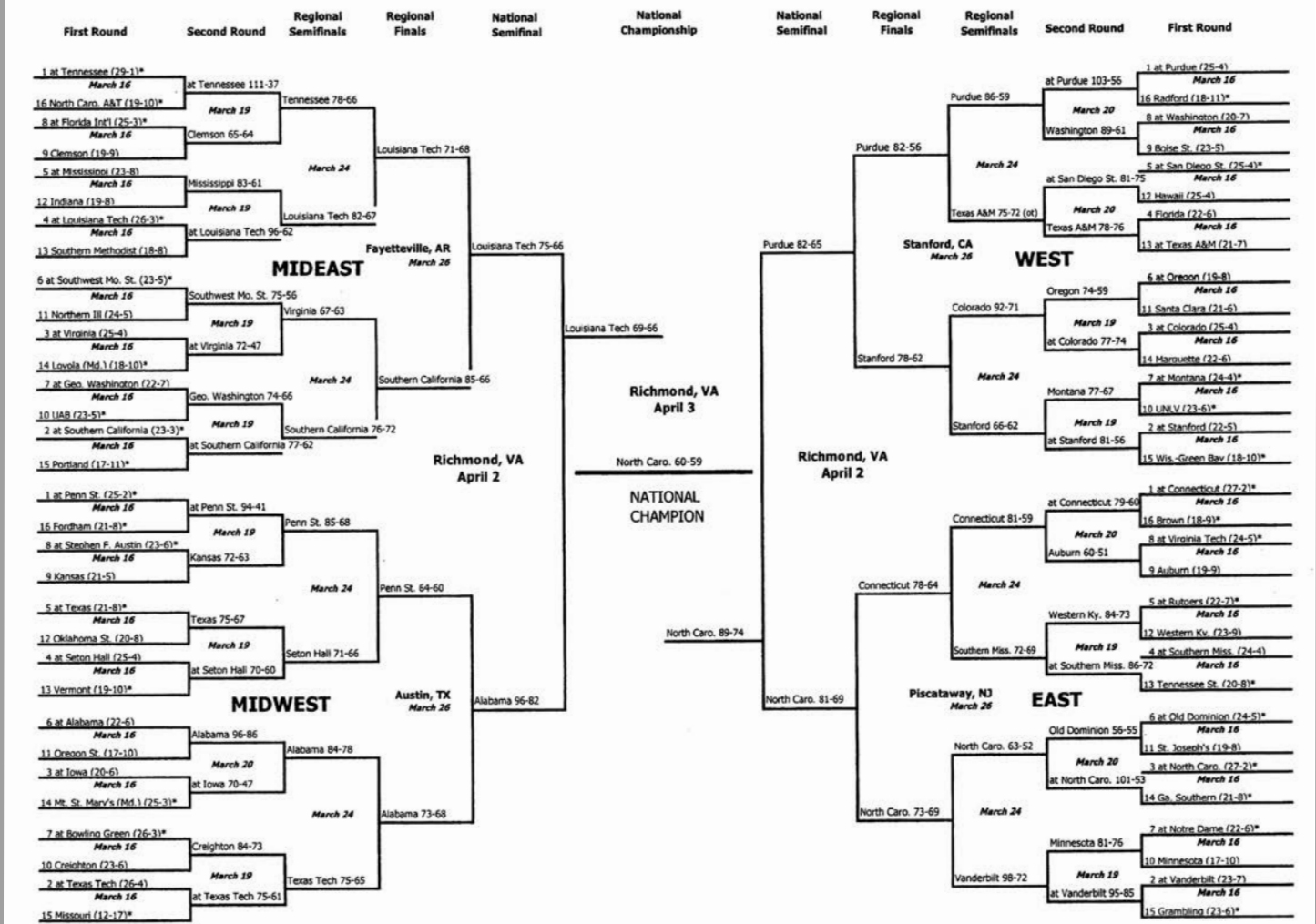
"We fought for every opportunity that was afforded us. But what meant the most for each of us was that we truly believed – believed in ourselves, believed in our coaches, believed in our university. We believed it was our turn.

"This team holds a bond to one another that no one can ever break. No matter the miles between us, the months between phone calls, or the years between visits, we are still connected by a great moment in time."

– Stephanie Lawrence Yelton (Junior on the '94 team)



1994 CHAMPIONSHIP



History and Records 1994 NCAA Champions



The 1994 Title Team: 10 Years Later



A Gathering of Tar Heel Champions

At An Evening With Champions, a Rams Club gathering in Nags Head, N.C., in September 2005, UNC women's basketball coach Sylvia Hatchell was just one of numerous attendees sporting Carolina NCAA basketball championship rings. Present were representatives of every UNC national championship basketball team except the 1924 men's squad.

Pictured are: (front, from left) Eric Montross, a member of the 1993 NCAA Championship team; Roy Williams, head coach of the 2005 team and an assistant on the 1982 team; Sylvia Hatchell, who coached UNC to the 1994 women's title, and Voice of the Tar Heels Woody Durham, along with five players from the 1957 championship team: (middle row, from left) Bob Cunningham, Lennie Rosenbluth, Joe Quigg, (top row) Pete Brennan and Tony Radovich



The UNC program celebrated the 10-year anniversary of the 1994 NCAA Championship with a gala banquet and ceremony on Feb. 28, 2004. The players, coaches and staff from the title team enjoyed catching up and reliving old memories during the evening event and at the Carolina game the next day, when the former players were introduced at halftime and UNC beat Virginia 70-64.

All but one player from the title team was in attendance for the weekend's activities. Sylvia Crawley could not be there because she was playing professional basketball in Korea.

In 1994

Front (left to right): Manager Carla Chapman, assistant coach Emily Johnson, Tonya Sampson, Sylvia Crawley, undergraduate assistant coach Toni Montgomery, manager Lynn Glover

Back (left to right): Academic advisor Jan Boxill, assistant coach Ann Hancock, assistant coach Andrew Calder, Kim Rouse, Marion Jones, Stephanie Lawrence, Charlotte Smith, Maja Vukojicic, Gwendolyn Gillingham, Carrie McKee, Tonya Jackson, Tonya Cooper, Lori Gear, Jill Suddreth, video technician Edgar Farmer, head coach Sylvia Hatchell

In 2004

Front (left to right): Manager Carla Chapman, Lori Gear, head coach Sylvia Hatchell, Jill Suddreth, Kim Rouse, manager Lynn Glover

Back (left to right): Undergraduate assistant coach Toni Montgomery, assistant coach Ann Hancock, Carrie McKee, radio voice Mike Waddell, Tonya Jackson, Marion Jones, Gwendolyn Gillingham, academic advisor Jan Boxill, Tonya Cooper, Maja Vukojicic, Charlotte Smith, video technician Edgar Farmer, assistant coach Emily Murphy, Stephanie Lawrence, assistant coach Andrew Calder

The University of North Carolina's strong women's basketball tradition dates back to 1930, when UNC fielded its first team. The student newspaper, *The Daily Tar Heel*, reported that a group of women using the moniker "Tar Heelettes" played basketball games against high school teams from Greensboro and Chapel Hill.

Three years later, in March of 1933, Carolina played its first intercollegiate game. Gladys Beard, director of women's physical education, combined teams from Pi Beta Phi and Chi Omega sororities with an already-existing freshman squad to play Campbell College. Campbell won that contest 36-12.

The first official UNC women's basketball varsity team was established in 1971 and competed as part of the Department of Physical Education until 1974, when basketball and seven other women's sports came under the direction of the UNC athletic department. Angela Lumpkin coached the 1974-75 Tar Heel squad to a 15-3 overall record and sixth place in the National Women's Invitational Tournament. Tar Heel senior Marsha Mann earned NWIT All-America honors, becoming the first in an ever-lengthening string of UNC All-America picks.

In 1975, Carolina awarded its first women's basketball scholarship to Cathy Shoemaker, who would go on to be a three-time AIAW All-State selection. During Shoemaker's freshman season, the Tar Heels recorded another first, their premier television appearance. On Jan. 26, 1976, local public station WUNC broadcast NC State's 68-58 win in Raleigh.

Lumpkin completed her three-year tenure with a 39-26 record and Jennifer Alley took over as coach prior to the 1977-78 season. In Alley's nine seasons as coach, Carolina never had a losing season and surpassed 20 wins five times.

The Tar Heels won their first Atlantic Coast Conference title in 1984 and only once in Alley's Carolina career did they fail to advance at least as far as the tournament semifinals. Tresa Brown, who led the Tar Heels to that first conference championship, earned MVP honors at the '84 ACC Tournament. That season, she also became Carolina's first ACC Player of the Year and Kodak All-America selection. Other key members of that league championship team were ACC Rookie of the Year Dawn Royster and Pam Leake, who would go on to earn ACC Player of the Year honors in 1985 and '86. Leake was a Kodak All-America selection in 1986.

The program struggled through a few less-successful seasons in the late 1980s, but current head coach Sylvia Hatchell brought Carolina back into the national spotlight in the 1990s. The rebuilding process culminated in the Tar Heels winning the 1994 NCAA Championship, the first ever by an ACC school. Carolina claimed the title with a 60-59 win over Louisiana Tech on April 3 in Richmond, Va. Charlotte Smith's buzzer-beating three-pointer gave UNC the margin of victory and helped earn her Final Four Most Outstanding Player honors.

UNC posted a 33-2 record that season, the best in college basketball, and won the ACC Championship en route to the national title. Tonya Sampson, a senior in 1994, earned Kodak All-America honors and finished her UNC career with 2,143 points, then the most in the program's history.

All-Time Results and Coaching Records



Year	Head Coach	Overall W-L	ACC W-L	ACC Tourn.	NCAA Tourn.
1974-75	Angela Lumpkin	15-3			
1975-76	Angela Lumpkin	16-7			
1976-77	Angela Lumpkin	8-16			
1977-78	Jennifer Alley	16-13	6-4	1-1	
1978-79	Jennifer Alley	18-14	4-5	1-1	
1979-80	Jennifer Alley	21-15	5-5	1-1	
1980-81	Jennifer Alley	17-14	5-4	0-1	
1981-82	Jennifer Alley	17-12	10-3	1-1	
1982-83	Jennifer Alley	22-8	10-3	1-1	0-1
1983-84	Jennifer Alley	24-8	9-5	3-0	1-1
1984-85	Jennifer Alley	21-11	11-3	2-1	0-1
1985-86	Jennifer Alley	23-9	10-4	2-1	1-1
1986-87	Sylvia Hatchell	19-10	9-5	1-1	0-1
1987-88	Sylvia Hatchell	10-17	4-10	0-1	
1988-89	Sylvia Hatchell	10-20	1-13	0-1	
1989-90	Sylvia Hatchell	13-15	3-11	0-1	
1990-91	Sylvia Hatchell	12-16	2-12	0-1	
1991-92	Sylvia Hatchell	22-9	9-7	1-1	1-1
1992-93	Sylvia Hatchell	23-7	11-5	1-1	1-1
1993-94	Sylvia Hatchell	33-2	14-2	3-0	6-0
1994-95	Sylvia Hatchell	30-5	12-4	3-0	2-1
1995-96	Sylvia Hatchell	13-14	8-8	0-1	
1996-97	Sylvia Hatchell	29-3	15-1	3-0	2-1
1997-98	Sylvia Hatchell	27-7	11-5	3-0	3-1
1998-99	Sylvia Hatchell	28-8	11-5	2-1	2-1
1999-2000	Sylvia Hatchell	20-13	8-8	2-1	2-1
2000-01	Sylvia Hatchell	15-14	7-9	1-1	
2001-02	Sylvia Hatchell	26-9	11-5	2-1	2-1
2002-03	Sylvia Hatchell	28-6	13-3	2-1	1-1
2003-04	Sylvia Hatchell	24-7	12-4	2-1	0-1
2004-05	Sylvia Hatchell	30-4	12-2	3-0	3-1
2005-06	Sylvia Hatchell	33-2	13-1	3-0	4-1
2006-07	Sylvia Hatchell	34-4	11-3	3-0	4-1
2007-08	Sylvia Hatchell	33-3	14-0	3-0	3-1
2008-09	Sylvia Hatchell	28-7	10-4	1-1	1-1
2009-10	Sylvia Hatchell	19-12	6-8	0-1	0-1
2010-11	Sylvia Hatchell	28-9	8-6	3-1	2-1
2011-12	Sylvia Hatchell	20-11	9-7	1-1	
2012-13	Sylvia Hatchell	29-7	14-4	2-1	1-1
TOTALS		854-371	329-187	57-27	42-23

Smith, a junior on the championship squad, completed her UNC career in 1995 as the program's most decorated player to date. A consensus first-team All-America as a senior and a finalist for the Naismith Award, she became only the third woman in ACC history to compile 2,000 points and 1,000 rebounds in her career. She was named National Player of the Year by ESPN and is the only Tar Heel women's basketball player to have had her jersey, number 23, retired.

In the five-season span from 1994 to 1998, UNC won four ACC Tournament crowns and boasted four tournament MVPs: Smith in 1994 and '95, Marion Jones in 1997 and Tracy Reid in 1998. In 1997, Carolina finished 15-1 in league play to add the regular-season title to the team's list of accomplishments. That season, Hatchell was named ACC Coach of the Year.

Reid earned Kodak All-America and ACC Player of the Year honors in 1997 and '98, her junior and senior seasons. As a senior, she set a school record with 42 points in a game against Virginia and finished her career as the program's all-time scoring leader with 2,220 points.

The Tar Heels went seven years between conference titles, but reached the championship game five times in the intervening six seasons. Nikki Teasley, who was named to the All-ACC Tournament first team in each year of her career, was the tournament MVP in 2000.

UNC won its sixth ACC Championship in 2005, beating Duke 88-67 in the title game as sophomore Ivory Latta earned tournament MVP honors.

The Tar Heels made it back-to-back titles in 2006 with a 91-80 win over Maryland at the Greensboro Coliseum. Latta also repeated as MVP, scoring 26 points in the final. Carolina won its third straight title in 2007, defeating NC State 60-54, and then captured its record ninth title and fourth in a row with an 86-73 win over Duke in 2008.

ACC success has led to NCAA success in recent years, as the Tar Heels are the only team in the nation to earn a No. 1 seed to the NCAA Tournament in each of the last four seasons. Those four seasons ended in two trips to the Final Four - Boston in 2006 and Cleveland in 2007 - and two Elite Eights.

Against Georgia Tech on Feb. 13, 2000, the Tar Heels earned the 500th

victory in the history of UNC's varsity program. The victory on Jan. 31, 2002, at Maryland was Carolina's 200th ACC win. UNC finished the 2003-04 season with exactly 600 total wins. The Tar Heels reached that landmark with the win over NC State in the ACC Tournament semifinal game.

On Feb. 4, 2005, UNC beat Clemson at home to give Hatchell her 400th win as coach of the Tar Heels. Hatchell picked up career win number 700 with a 65-53 win at NC State on Jan. 15, 2006, and number 800 against the Wolfpack less than three years later. With a career record of 831-294, she ranks third among active coaches in career victories and is one of just four coaches in the history of the sport to reach 800 wins. Hatchell was inducted into the Women's Basketball Hall of Fame in June 2004.

History and Records

Charlotte Smith



Retired and Honored Jerseys at UNC

On Oct. 4, 1994, the Athletic Council of the University of North Carolina adopted a set of criteria for honoring the jerseys of women's basketball players. In order to have her jersey honored and hung in the Carmichael Arena rafters, a player must have been a member of a first-team All-America squad, been a member of an Olympic team as an undergraduate or been selected by the coaches as MVP of a national championship team. Under these guidelines, the UNC women's basketball program announced the first five honored jerseys in a ceremony on Feb. 5, 1995. They belong to Tresa Brown, Pam Leake, Marsha Mann, Bernadette McGlade and Tonya Sampson. On Feb. 27, 2000, Carolina honored three more, belonging to Sylvia Crawley, Marion Jones and Tracy Reid.

The University's criteria for retiring a jersey, which applies to all UNC varsity athletes, requires a player to be named national player of the year in his or her sport. Only two Tar Heel women's basketball jersey

numbers have been retired. Those numbers are 23, last worn in 1995 by Charlotte Smith, and 12, last worn in 2007 by Ivory Latta. Smith's jersey was retired on Feb. 24, 1996, while Latta saw her likeness in the rafters on Jan. 5, 2008.

Retired

Ivory Latta (12), Charlotte Smith (23)

Honored

Marsha Mann (44), Bernadette McGlade (14), Kathy Crawford (25), Tresa Brown (24), Pam Leake (20), Tonya Sampson (34), Sylvia Crawley (00), Marion Jones (20), Tracy Reid (00), LaQuanda Barksdale (33), Nikki Teasley (44), Camille Little (20), Erlana Larkins (2)

Charlotte Smith #23

The starting forward for the 1994 NCAA Championship team, Charlotte Smith was ESPN's National Player of the Year for the 1993-94 season.

Smith was named the Most Outstanding Player of the 1994 NCAA Tournament after hitting one of the most dramatic shots in collegiate basketball history. With 0:00.7 left in regulation of the '94 NCAA title game and UNC trailing Louisiana Tech 59-57, Smith drilled the championship-winning three-point basket. She also pulled down a career-high 23 rebounds in that game setting an NCAA Championship game record and tying the NCAA Tournament record.

As a freshman in 1992 she was named the ACC Rookie of the Year. Smith was named All-ACC and ACC Tournament MVP in both her junior and senior seasons.


A consensus first-team All-America and Naismith Award finalist as a senior in 1994-95, Smith led the ACC in scoring and rebounding, averaging 19.6 points and 10.7 boards per game. She totaled 21 double-doubles in Carolina's 35 games, including a 10-game streak. As a four-year starter for the Tar Heels, she led Carolina in rebounding every year of her career.

On Dec. 4, 1994, against North Carolina A&T State, she became the second woman in collegiate basketball history to dunk in a game.

Smith was the first Tar Heel woman and the third women's player in ACC history to record 2,000 career points and 1,000 career rebounds. Her career total of 2,094 points ranks third in UNC history and eighth in the ACC. Her 1,200 rebounds rank second at UNC and fourth in the ACC.

In addition to her ESPY as Women's Basketball Player of the Year, she received an ESPY for Most Outstanding College Basketball Play of the Year. Smith's honors were given at the 1995 ESPY Awards, recognizing her play in the 1993-94 season.

Smith's Honors: 1995 ESPY Award as ESPN Player of the Year (recognized for 1993-94 season) • First-team All-America by Kodak, The Associate Press and the U.S. Basketball Writers Association in 1995 • Final Four MVP in 1994 • ACC Tournament MVP in 1994 and 1995 • All-ACC and All-ACC Tournament in 1994 and 1995 • ACC Rookie of the Year in 1992 • Fourth in scoring at UNC with 2,094 career points • Second in rebounding at UNC with 1,200 in her career



Ivory Latta #12

A four-year starting point guard who led the Tar Heels to back-to-back Final Fours, Ivory Latta was the 2006 ESPN.com, USBWA, Basketball Times and Gballmag.com National Player of the Year.

Latta was one of the most energetic and influential players in Carolina history. A 5-6 sparkplug from McConnells, S.C., Latta's teams compiled a four-year record of 121-17 that included three Atlantic Coast Conference championships, two Final Fours and an Elite Eight. Latta finished her career as UNC's all-time leading scorer, becoming just the second player in program history to earn consensus All-America honors two years in a row.

Latta also finished her career as the school's all-time leader in career three-pointers, three-point percentage and free-throw percentage.

As a sophomore, Latta emerged as one of the game's great playmakers. She earned third-team AP All-America honors in 2005 to go with Kodak All-America honorable mention. She also led the Tar Heels to the 2005 ACC title, picking up Most Valuable Player honors in the process.

Latta guided Carolina to the 2006 Women's Final Four in Boston, the team's first appearance on the sport's grandest stage since Charlotte Smith's Tar Heels won the 1994 NCAA title. Latta was the 2006 ACC Player of the Year and earned first-team All-America accolades from the AP, Kodak/WBCA, ESPN.com, USBWA, Basketball Times, Gballmag.com and the Wooden Award committee.

Despite offseason knee surgery, Latta was once again a consensus All-America performer in 2007. The senior bagged her third straight ACC Tournament MVP, making her the first player, male or female, to win that award three straight times.

Latta, who collected first-team All-America honors from the AP, Kodak/WBCA, USBWA and the Wooden Award committee, steered Carolina back to the Women's Final Four in Cleveland. While the Tar Heels fell in the national semifinal for the second time, Latta cemented her place as one of the greatest players in women's college basketball history.

Latta's Honors: 2006 ESPN.com, USBWA, Basketball Times and Gballmag.com National Player of the Year • Two-time consensus first-team All-America (2006 and 2007) • Three-time first-team All-ACC • 2006 ACC Player of the Year • ACC Tournament MVP in 2005, 2006 and 2007 • Only player in ACC history to win three straight ACC Tournament MVP awards • Carolina's all-time leading scorer (2,285 points) • Also school record holder in three-pointers, three-point percentage and free-throw percentage.



Latta was presented with a framed jersey by Athletic Director Dick Baddour, head coach Sylvia Hatchell and Chancellor James Moeser.



History and Records

Timeline

• **March 1933** – Director of women's physical education Gladys Beard combines teams from the Pi Beta Phi and Chi Omega sororities with UNC's freshman team to compete in Carolina's first intercollegiate game against Campbell. Campbell triumphs, 36-12.

• **Jan. 13, 1975** – UNC plays its first official game, defeating NC State, 74-47, in Raleigh. Carolina, under the direction of head coach Angela Lumpkin, would win its first 14 games of that season, finishing 15-3 on the year.

• **March 13, 1975** – Carolina falls to Belmont, 76-75, in the NWIT, marking the first-ever postseason appearance for the Tar Heels. UNC would defeat Mississippi College, 76-75, a day later for its first post-season win.

• **Jan. 26, 1976** – Local television station WUNC broadcasts Carolina's 68-58 loss to NC State, the first of many TV appearances for the Tar Heels.

• **Feb. 9, 1978** – Carolina wins its first game in the inaugural Atlantic Coast Conference tournament. The Tar Heels defeated Wake Forest, 79-62, in Charlottesville, Va.

• **Dec. 21, 1979** – The Tar Heels defeat No. 20 Mercer 100-79, the first win over a ranked team in school history.

• **Jan. 2, 1980** – Just two weeks after recording its first win over a ranked opponent, Carolina notches its first win over a top-10 foe, defeating No. 7 Maryland, 64-62.

• **March 20, 1980** – UNC defeats Illinois State, 84-73, for its 20th win of the season. Carolina would finish 21-15, the first of 19 20-win campaigns in school history.

• **Feb. 6, 1983** – In the Associated Press poll released that day, Carolina is ranked No. 20 in the nation, the first national ranking in program history.

• **March 19, 1983** – Carolina travels to Athens, Ga., for the NCAA Mideast Regional, marking UNC's first NCAA Tournament appearances. The Tar Heels lost to Georgia, 72-70.

• **March 4, 1984** – Fifth-seeded UNC routs third-seeded NC State, 99-76, to win its first ACC title in Fayetteville, N.C. Tresa Brown was named MVP, and she would later earn ACC Player of the Year and Kodak All-America honors.

Carolina's All-Time National Poll Final Rankings

Year	AP Poll	Coaches Poll
1982-83	18th	N/A
1983-84	14th	N/A
1984-85	N/A	23rd
1985-86	16th	15th
1992-93	17th	15th
1993-94	4th	1st
1994-95	11th	11th
1996-97	4th	5th
1997-98	7th	3rd
1998-99	14th	15th
1999-2000	N/A	18th
2001-02	16th	11th
2002-03	12th	15th
2003-04	12th	21st
2004-05	4th	6th
2005-06	1st	3rd
2006-07	2nd	3rd
2007-08	2nd	5th
2008-09	11th	17th
2010-11	14th	12th
2012-13	13th	19th

• **March 16, 1984** – Carolina hosts its first home NCAA Tournament game, defeating St. John's, 81-79, in overtime.

• **March 7, 1994** – Second-seeded UNC defeats top-seeded Virginia, 77-60, giving Carolina its second ACC title and head coach Sylvia Hatchell her first.

• **April 3, 1994** – In perhaps the greatest finish in NCAA Tournament history, Charlotte Smith sinks a three-pointer at the buzzer to give Carolina a 60-59 win over Louisiana Tech and the 1994 NCAA Championship.

• **Dec. 4, 1994** – Charlotte Smith becomes just the second collegiate woman in history to dunk in a game when she did so against North Carolina A&T.

• **March 5, 1995** – UNC wins its second straight ACC title, defeating Duke, 85-70, in Rock Hill, S.C.

• **February 23, 1997** – After slumping to an 8-8 record in 1996, Carolina finishes the ACC regular season campaign 15-1 with a 70-65 win over Virginia. The 15-1 mark in league play is still a program-best.



Sylvia Hatchell presents a jersey to President Clinton after the 1994 title.

• **March 2, 1997** – Carolina tops Clemson, 62-58, in Charlotte for the fourth ACC title in school history.

• **Jan. 15, 1998** – Tracy Reid, UNC's first two-time All-America performer, scores 42 points in a 105-100 loss to Virginia. That mark still stands as the school record for points in a game.

• **Jan. 27, 1998** – Reid (pictured below) is selected seventh overall by the Charlotte Sting in the WNBA Draft, marking the first Carolina player to be drafted into the WNBA. She would earn Rookie of the Year honors later that season.

• **March 1, 1998** – UNC dominates Clemson, 81-50, in the ACC final, making it four conference titles in five seasons for the Tar Heels.

• **Feb. 13, 2000** – Carolina defeats Georgia Tech, 85-62, for the 500th victory in program history.



• **June 13, 2004** – Head coach Sylvia Hatchell is inducted into the Women's Basketball Hall of Fame in Knoxville, Tenn.

• **Jan 24, 2005** – No. 12 UNC defeats No. 1 Duke, 56-51, marking the first win over a No. 1-ranked team in Carolina history.

• **March 7, 2005** – After losing to Duke in the ACC Tournament finals in three consecutive seasons, Carolina finally breaks through with a convincing 88-67 victory in Greensboro, N.C., to win the program's six conference title.

• **Jan. 15, 2006** – The Tar Heels knock off NC State, 65-53, giving head coach Sylvia Hatchell her 700th career victory. Hatchell currently ranks third among active head coaches with 751 career wins.

• **Jan. 30, 2006** – UNC ascends to No. 1 in the Associated Press poll for the first time in school history. The Tar Heels would be ranked No. 1 in the coaches' poll a day later, the first time they had topped the coaches' poll since the end of the 1994

season.

• **March 5, 2006** – Carolina defeats eventual national champion Maryland 91-80 in the ACC Tournament final, marking the third time school history that the Tar Heels had won back-to-back league crowns.

• **March 20, 2006** – After a 12-year drought, the Tar Heels advance to the Final Four with an 89-70 win over Tennessee in the NCAA Cleveland Region final. Camille Little (pictured above) and Ivory Latta were named to the all-region team.

• **March 4, 2007** – UNC wins its eighth ACC title and third in a row with a 60-54 victory over NC State in Greensboro. Ivory Latta is named tournament MVP for the third straight year, marking the first time in league history that a player, male or female, had accomplished that feat.

• **March 27, 2007** – Carolina advances to its second consecutive Final Four with an 84-72 win over Purdue in the NCAA Dallas Region final.

History and Records

Timeline/30+ Point Games

- **Nov. 9, 2007** – In the season opener for both teams, UNC defeats North Carolina Central, 109-32, for the largest margin of victory in program history.
- **Feb. 7, 2008** – Carolina downs Clemson, 79-47, for Sylvia Hatchell's 500th win as head coach of the Tar Heels. Hatchell joins Virginia's Debbie Ryan and NC State's Kay Yow as the only coaches to earn 500 wins at an ACC school.
- **March 2, 2008** – Carolina defeats Duke, 82-51, in the regular season finale to give the Tar Heels a perfect 14-0 record in ACC play that marked the first undefeated league run in school history.
- **March 9, 2008** – UNC defeats Duke, 86-73, in the ACC Tournament final, marking the fourth consecutive league crown for the Tar Heels. Seniors Erlana Larkins and LaToya Pringle conclude their careers with a perfect 12-0 record in the ACC Tournament. Larkins (below) is named MVP.
- **March 17, 2008** – The NCAA bracket is announced and UNC is the No. 1 seed in the New Orleans region, marking the fourth consecutive season in which the Tar Heels were a regional No. 1 seed.
- **Jan. 11, 2009** – UNC outlasts NC State in overtime, 75-66, to give head coach Sylvia Hatchell her 800th career win.
- **March 22, 2011** – Fifth-seeded Carolina holds off fourth-seeded Kentucky, 86-74, to advance to the NCAA Sweet Sixteen for the 15th time in school history.
- **Jan. 19, 2012** – Carolina defeats Virginia Tech, 56-37, for Hatchell's 600th win at UNC.
- **Feb. 17, 2013** – Carolina wins at Boston College, 80-52, for Hatchell's 900th career victory.
- **Sept. 8, 2013** – Head coach Sylvia Hatchell is inducted into the Naismith Basketball Hall of Fame



All-Time 30- and 40-Point Games

- 42**
Tracy Reid vs. Virginia, 1/15/98
- 41**
Tracy Reid vs. Virginia, 1/27/97
Tresa Brown vs. Virginia, 1/14/84
- 40**
Kathy Wilson vs. Georgia Tech, 1/17/88
- 39**
Pam Leake vs. Virginia, 2/5/85
- 38**
Tonya Sampson vs. Maryland, 1/23/93
Tresa Brown vs. Fairleigh Dickinson, 19/9/84
- 34**
Italee Lucas vs. Iowa, 12/2/10
Tracy Reid vs. Florida State, 2/4/98
Tracy Reid vs. Clemson, 2/15/96
Pam Leake vs. Wake Forest, 1/18/85
- 33**
Italee Lucas vs. Virginia, 2/15/10
Ivory Latta vs. Old Dominion, 12/29/05
Chanel Wright vs. St. John's, 11/27/98
Tracy Reid vs. Howard, 3/13/98
Tracy Reid vs. Florida State, 1/4/98
Pam Leake vs. Delaware, 11/20/84
- 32**
Ivory Latta at Maryland, 1/28/07
Ivory Latta vs. Virginia, 3/6/05
LaQuanda Barksdale vs. Elon, 12/28/00
Nikki Teasley vs. Florida State, 12/5/98
Marion Jones vs. Duke, 2/25/95
Tonya Sampson vs. Virginia, 2/3/93
Tonya Sampson vs. Virginia, 1/29/91
Dawn Royster vs. Western Carolina, 2/14/87
Pam Leake vs. Radford, 1/13/86
- 31**
Jessica Breland vs. Oklahoma, 12/3/09
LaToya Pringle vs. Maryland, 1/26/08
LaQuanda Barksdale vs. Duke, 1/25/01
Nikki Teasley vs. Duke, 3/6/00
LaQuanda Barksdale vs. Ga. Southern, 12/7/99
Tracy Reid vs. Virginia, 2/27/98
Tracy Reid vs. Duke, 1/12/98
Charlotte Smith vs. Coll. of Charleston, 12/20/92
Merlaine Oden vs. Mount St. Mary's, 2/27/89
Kathy Crawford vs. Southern Miss, 12/17/82
Kathy Crawford vs. Appalachian State, 11/20/82
- 30**
Tierra Ruffin-Pratt vs. Albany, 3/24/13
Ivory Latta vs. Georgia Tech, 2/5/06
Ivory Latta vs. Wake Forest, 1/2/04
Nikita Bell vs. Maryland, 1/27/03
LaQuanda Barksdale vs. Florida State, 2/18/01
Tracy Reid vs. Western Kentucky, 12/20/97
Marion Jones vs. Howard, 12/14/96
Chanel Wright vs. East Tenn. St., 11/30/96
Chanel Wright vs. Radford, 11/26/96
Tracy Reid vs. N.C. State, 2/18/96
Tonya Sampson vs. Connecticut, 3/26/94
Marion Jones vs. East Tenn. St., 12/20/94
Charlotte Smith vs. Loyola, 12/7/94
Tonya Sampson vs. Alabama, 3/21/93
Kathy Wilson vs. California, 12/28/87
Pam Leake vs. Wake Forest, 2/19/86
Pam Leake vs. Missouri, 12/28/85
Tresa Brown vs. East Carolina 1/12/82
Kathy Crawford vs. Ohio, 12/19/81
Kathy Crawford vs. East Carolina, 2/5/80

Atlantic Coast Conference 50th Anniversary Teams

The Atlantic Coast Conference celebrated its 50th anniversary in 2003 by naming the top 50 athletes in each of its sports and the top 50 overall. North Carolina placed 11 players on the women's basketball list, more than any other program.

Named to the list were LaQuanda Barksdale, Tresa Brown, Sylvia Crawley, Marion Jones, Pam Leake, Marsha Mann, Bernadette McGlade, Tracy Reid, Tonya Sampson, Charlotte Smith, Nikki Teasley and Henrietta Walls.

Two former Tar Heel basketball players, Marion Jones and Charlotte Smith, were listed among the top 10 female athletes in ACC history, Jones at No. 2 and Smith at No. 10. Former Carolina soccer player Mia Hamm was No. 1 on the women's list and swimmer Sue Walsh was No. 6, giving UNC four of the top 10 female athletes in league history.

Tar Heels on the ACC 50th Anniversary Women's Basketball Team

LaQuanda Barksdale (1998-2001):

2001 All-America selection by the Women's Basketball News Service • All-ACC and All-ACC Tournament in 2000 and 2001 after leading the conference in scoring both years • Second-leading scorer on 1999 World University Games team

Tresa Brown (1981-84):

A Kodak All-America selection in 1984 • The 1984 ACC Player of the Year and ACC Tournament MVP • UNC's first All-ACC pick, in 1984 • UNC's career leader in field goal percentage (.547)

Sylvia Crawley (1991-94):

Captain and MVP of UNC's 1994 NCAA Championship team • Named to the 1994 NCAA East Region all-tournament team • All-ACC Tournament in 1994 • USA Basketball's 1995 Female Athlete of the Year and an alternate for the 1996 Olympic team • Has represented the U.S. internationally as part of the Pan Am Games team (1995, '99), World University Games team (1995), U.S. Select team (1994) and Jones Cup team (1996)

Marion Jones (1994-95, '97):

An All-America selection by Basketball America in 1997 • The 1997 ACC Tournament MVP and an All-ACC Tournament pick in 1995 • All-ACC in 1995 and '97 • Named to the ACC All-Freshmen team in 1994 • 1995 NCAA West Regional all-tournament team • Starting point guard on the 1994 NCAA Championship team • Career scoring average (16.8) ranks third in UNC history • After playing just three years at UNC, ranks fifth on the school's career assists list, third in steals and seventh in blocks • Also All-America in track at UNC.

Pam Leake (1983-86):

A Kodak All-America selection in 1986 • Two-time ACC Player of the Year, 1985 and '86 • Also an All-ACC selection in both of those years • Three time All-ACC Tournament selection, 1984-86 • Member of the 1985 U.S. Jones Cup team • UNC's career leader in steals (401), third in ACC history • Holds the school single-season record for scoring average (22.4)

Marsha Mann (1975):

UNC's first All-America selection, by the NWIT in 1975 • NWIT All-Tournament team in 1975 • Represented the U.S. at the 1973 World University Games • Led the 1974-75 team, UNC's first varsity squad, with 17.0 points and 9.8 rebounds per game



Marion Jones



Charlotte Smith

Top 10 Athletes In ACC History

Females

1. Mia Hamm (UNC)
2. Marion Jones (UNC)
3. Dawn Staley (Virginia)
4. Julie Shea (NC State)
5. Joan Benoit (NC State)
6. Sue Walsh (UNC)
7. Alana Beard (Duke)
8. Jen Adams (Maryland)
9. Vanessa Webb (Duke)
10. Charlotte Smith (UNC)

Males

1. Michael Jordan (UNC)
2. David Thompson (NC State)
3. Charlie Ward (FSU)
4. Arnold Palmer (Wake Forest)
5. Randy White (Maryland)
6. Ralph Sampson (Virginia)
7. Lawrence Taylor (UNC)
8. Tim Duncan (Wake Forest)
9. Phil Ford (UNC)
10. Renaldo Nehemiah (Maryland)

Bernadette McGlade (1977-80):

All-America by the NWIT in 1980 • NWIT All-Tournament team in 1980 • UNC's all-time leader in rebounds (1,251) and rebounding average (10.34) • AIAW all-state in 1977, 1979 • Holds school single-season records for rebounds (386) and rebounding average (12.4)

Tracy Reid (1995-98):

Two-time Kodak and AP All-America selection • Two-time ACC Player of the Year • ACC Tournament MVP in 1998, All-Tournament in 1997 • Three-time All-ACC pick • ACC All-Freshman team, 1995 • 1997 NCAA East Regional, 1998 Mideast Regional all-tournament teams • Ranks second in UNC history with 2,200 points, a school-record average of 18.2 ppg • 1998 WNBA Rookie of the Year

Tonya Sampson (1991-94):

Kodak and Basketball America All-America, 1994 • Three-time All-ACC • All-ACC Tournament, 1994 • ACC All-Freshman team, 1991 • NCAA East Regional MVP, Final Four all-tournament in 1994 • Leading scorer on the 1994 NCAA Championship team • Third in career scoring at UNC (2,143 points)

Charlotte Smith (1992-95):

1995 ESPN National Player of the Year • All-America by Kodak, Associated Press and the USWBA, 1995 • Only UNC player to have her jersey retired • 1994 Final Four MVP after hitting the winning shot in the NCAA championship game • ACC Tournament MVP in 1994, '95 • Two-time All-ACC • Member of World University Games Team (1995), Jones Cup Team (1995), U.S. Select Team (1994), Junior National Team (1992) • Fourth in career scoring (2,094) and second in career rebounding (1,200) at UNC

Nikki Teasley (1998-2000, '02)

UNC's career leader in assists, three-pointers • ACC leader in career assists average (5.82) • Second in ACC in career assists, fourth in career three-pointers • 2000 ACC Tournament MVP • Four-time ACC All-Tournament pick • Second player to earn that honor four times • All-ACC, 2002 • All-tournament, 1998 NCAA Mideast Regional • 1998 ACC Rookie of the Year • Junior World Championship team, 1997 • Among UNC's top eight in career scoring, scoring average, three-point percentage and steals

Henrietta Walls (1980-83)

UNC's first All-ACC Tournament selection, in 1982 • NCAIAW All-Tournament team in 1981 • Among UNC's career leaders in field goal percentage (ninth), rebounds (fifth), steals (seventh) and blocks (sixth)

History and Records

All-time Letterwinners

AAAA					
Whitney Adams	2012-13	Fran Hardison	1976-77-78-79	Lynda Payne	1982-83
Alicia Alford	1997	Jackie Higgins	1999-2000	Courtney Peck	1975-76
LaShonda Allen	1999-2000-01	Hannah Holt	1985	Jennifer Phillips	1982
Rita Allen	1977-78	Jamee Houk	1979	Tia Poindexter	1985-86-87-88
Jackie Allison	1975-78	Jasmyn Huntington	2000	Nicole Powell	2009-10-11
Cathy Allred	1979	IIII	1984	LaToya Pringle	2005-06-07-08
Dawn Allred	1975			RRRR	1975
Sheri Anderson	1989-90	Stephanie Israel	1984		
La'Tangela Atkinson	2003-04-05-06	Tonya Jackson	1993-94-95	Jo Ralston	1995-96-97-98
Meghan Austin	2006-07-08	Emily Johnson	1989-90-91-92	Tracy Reid	1978-79
BBBB		JJJJ		Debbie Richardson	2010
Chrystal Baptist	2001-02-03	Erika Johnson	2013	Cierra Robertson-Warren	1978-79
LaQuanda Barksdale	1998-99-2000-01	Melissa Johnson	1997-98	Kelly Roche	2010-11-12-13
Laura Barry	2008-09	Pat Johnston	1977	Waltiea Rolle	2012-13
Nikita Bell	2002-03-04-05	Anita Jones	1980	Brittany Rountree	1993-94
Joni Berry	1980-81	Marion Jones	1994-95-97	Kim Rouse	1984-85-86-87
Charlene Boykin	1978-79-80-81	Sheila Judge	1977	Dawn Royster	2010-11-12-13
Dawn Bradley	1989-91-92	KKKK	1989-90-91-92	Tierra Ruffin-Pratt	SSSS
Jessica Breland	2007-08-09-11			Tracy Sadler	1996
Laura Broomfield	2009-10-11-12	LeAnn Kennedy	1987-88-89-90	Tonya Sampson	1991-92-93-94
Coretta Brown	2000-01-02-03	Kellie Kennedy	1982-83-84	Tammy Sankey	1986
Juana Brown	1998-99-2000-01	Ranti Killian	1976	Kathy Sapp	1978
Tresa Brown	1981-82-83-84	Cindy Kline	1977	Gay Scott	1975-76
N'Dea Bryant	2013	Stephanie Komegay	1977	Jessica Sell	2003-04-05-06
Megan Buckland	2013	LLLL	2002-03	Aprille Shaffer	1978-79-80-81
Yvonne Burch	1979-80			Leah Sharp	1998-99-00-01
Trinity Bursey	2007-08-09-10	Jenni Laaksonen	1988-89-90-92	Jackie Shaw	1981
Danielle Butts	2012-13	Tanya Lamb	2005-06-07-08	Chay Shogog	2009-10-11-12
CCCC		Erlana Larkins	2004-05-06-07	Cathy Shoemaker	1976-77-78-79
Darlene Cannon	1984-85-86-87	Ivory Latta	1980	Rochelle Small	1978
Kathy Cermola	1980	Anne Lawrence	1992-93-94-95	Charlotte Smith	1992-93-94-95
Courtney Chambers	2001-02-03	Stephanie Lawrence	2000-01	Shannon Smith	2012
Kelley Chastain	1989-90-91	Cherie Lea	1983-84-85-86	Jill Suddreth	1992-93-94-95
Yanick Clay	1996-97-98-99	Pam Leake	1975-76-77-78	Candace Sutton	2001-02-03-04
Heather Claytor	2006-07-08-09	JoAnna Lilley	1981-82-83	TTTT	1998-99-2000-02
Latifah Coleman	2011-13	Camille Little	2004-05-06-07		
Terrie Conderly	1989	Marlene List	1984-85-86-87	Nikki Teasley	1980
Robyn Cooper	1975	Mika Long	1976-77	Deanna Thomas	2000-01-02-03
Tonya Cooper	1993-94-95-96	Italee Lucas	2008-09-10-11	Jennifer Thomas	1990-91
Maurly Cosgrove	1979	MMMM	1975	Heather Thompson	2002-04-05
Elizabeth Coughran	2002-03			Tiffany Tucker	1991-92
Kathy Crawford	1980-81-82-83	Marsha Mann	1984	Erica Turner	1985
Sylvia Crawley	1991-92-93-94	Charisse Mapp	1975-76-78-79	VVVV	
DDDD		Linda Matthews	1986-87-88	Maja Vukojicic	1993-95-96
Cathey Daniels	1976-77	Mandy Mauney	1975	WWWW	
Carrie Davis	2001-02-03-04	Kenya McBee	2002-03-04-05	Leigh Waddell	1990-91
Natasha Davis	1996-97-98-99	Eileen McCann	1981-82-83-84	Nicole Walker	1995-96-97-98
Laquanda Dawkins	1996-97-98-99	Rashanda McCants	2006-07-08-09	Sheneika Walker	1995-96-97-98
Cetera DeGraffenreid	2008-09-10-11	Xylina McDaniel	2013	Henrietta Walls	1980-81-82-83
Christina Dewitt	2006-07-09	Iman McFarland	2006-07-08-09	Chryss Watts	1986-87-88
Jeanette Dingle	1984	Agnus McGlade	1977	Stephanie Wells	1982
Lisa Dodson	1976	Bernadette McGlade	1977-78-79-80	Meredith White	1979-80-81-82
Liza Donnell	1986-87-89	Mickey McGlade	1977-78	She'la White	2009-10-11-12
Meagan Dougherty	1991	Carrie McKee	1992-93-94-95	Vangie Whitley	1979
EEEE		Leah Metcalf	2002-03-04-05	Celeste Whittaker	1986
Linda Edwards	1975	Alex Miller	2005-06-07-09	Julie Wight	1993
GGGG		Cindy Miller	1981-82-83	Kareema Williams	1989-90
Jessica Gaspar	1996-97-98-99	Robin Miller	1975-76-77	Nyree Williams	2010
Wendy Gatlin	1987-88-89	Beth Montague	1975	Kathy Wilson	1985-86-87-88
Lori Gear	1994-95-96-97	Toni Montgomery	1990-91-92-93	Judy Wolf	1979
Gwendolyn Gillingham	1992-93-94-95	Karen Moose	1988	Candace Wood	2011-12
Maggie Goloboy	1999-2000	Jackie Myers	2000-01	Martina Wood	2006-08-09-10
Rebecca Gray	2008	NNNN	2004-05-06	B.J. Woodard	1975
Krista Gross	2010-11-12-13			Chanel Wright	1996-97-98-99
HHHH		Jennifer Nelms	1988-89-90-91	YYYY	
Robyn Hadley	1982-83-85	Kim Oden	1986-87-88-89	Jenny Yopp	1986-87-88-89
Joy Hairston	2001	Merlaine Oden	1986-87-88-89	Current players in bold .	
Pam Hammond	1982-83-84-85	PPPP			
		Joyce Patterson	1975-76-77-78		

UNC Alums Look Back: The confidence and competitiveness that I gained playing Carolina basketball continue to help me in work and life today. – **Charlene Boykin King** • The best thing about Carolina was the enduring friendships I made that will last a lifetime – **Sherri Clarke** • My years at Carolina were some of the best years of my life! – **Sylvia Crawley** • Playing at North Carolina was an honor! – **Laquanda Dawkins** • My time at Carolina is something I will never forget. – **Emily Johnson Murphy** • The Carolina basketball team is not just a team, it's a family. – **Stephanie Kornegay** • The stupendous education I received coupled with the lessons and discipline I learned as a UNC Lady Tar Heel have been beneficial in all facets of my life. – **Marlene List Blocker** • I am always proud to say I am a Carolina graduate – **Mika Long Ryan** • The friends I made at Carolina have been lifelong, and the opportunities from those friendships have been abundant. – **Marsha Mann Lake** • Carolina truly is the Southern Part of Heaven! – **Eileen McCann** • My experiences at Carolina positively influenced the person I am today – **Jackie Myers** • Carolina is the place where I met my life-long friends! – **Cindy L. Newnam** • Going to Carolina was one of the best decisions of my life! – **Tia L. Poindexter-Echols** • There is no better place than Chapel Hill. I love it! – **Gay Scott** • If I could turn back the hands of time and play for Carolina again, I'd do it right now! – **Aprille Shaffer** • Truly ... nothing can be finer than to be in Carolina! – **Charlotte Smith** • Carolina women's basketball was my foundation to a successful future! – **Heather Thompson** • Attending UNC was a wonderful life experience that I will treasure forever. Go Heels! – **Chrysandra Watts Hires** • As a sports physical therapist, my experiences playing basketball at Carolina have provided great insights in dealing with athletes and tier injuries. – **Kay Wheeler** • No matter where I go or what I do, my mind is never far from the Carolina Blue. Those years at UNC were great! – **Celeste Whittaker**

All-Time Jersey Numbers

#00 Sylvia Crawley Tracy Reid Nyree Williams	Joy Hairston Jackie Higgins Tonya Jackson Toni Montgomery Cathy Shoemaker	#22 N'Dea Bryant La'Tangela Atkinson Cetera DeGraffenreid Joyce Patterson Jennifer Phillips Debbie Richardson Leah Sharp Jackie Shaw Kathy Wilson	Chanel Wright	#42 Linda Edwards JoAnna Lilley Kim Oden Cierra Robertson-Warren Cathy Shoemaker Nikki Teasley
#1 Jennifer Nelms She'la White	#13 Hillary Fuller Jeanette Dingle Maggie Goloboy Robyn Hadley Jenni Laaksonen Carrie McKee Gay Scott	#23–Retired Charlotte Smith Robyn Hadley LeAnn Kennedy Tanya Lamb Marlene List Robin Miller Heather Thompson	#32 Laquanda Dawkins Lori Gear Anita Jones Ranti Killian Tanya Lamb Rashanda McCants Joyce Patterson LaToya Pringle Waltiea Rolle Chryss Watts Judy Wolf	#43 Cindy Kline Mika Long Bernadette McGlade Beth Montague
#2 Latifah Coleman Erlana Larkins	#14 Alicia Alford Coretta Brown Heather Claytor Liza Donnell Gwendolyn Gillingham Hannah Holt Emily Johnson Bernadette McGlade Lynda Payne Leigh Waddell	#24 Whitney Adams Cathy Allred Meghan Austin Joni Berry Tresa Brown Jessica Gaspar LeAnn Kennedy Kathy Sapp	#33 Jackie Allison LaQuanda Barksdale Joni Berry Laura Broomfield Lori Gear Anne Lawrence Marsha Matthews Kenya McBee Robin Miller Vangie Whitley	#44 Rita Allen Maury Cosgrove Cherie Lea Marsha Mann Linda Matthews Cindy Miller Tierra Ruffin-Pratt Jessica Sell Frances Turner
#3 Megan Buckland Trinity Bursey Tia Poindexter Nicole Walker	#5 Darlene Cannon Kelly Chastain Rebecca Gray Nicole Powell Tracy Sadler Shannon Smith Chanel Wright	#25 Juana Brown Terrie Conderly Kathy Crawford Stephanie Lawrence Leah Metcalf Courtney Peck Kelly Roche Tammy Sankey Aprille Shaffer	#34 Xylina McDaniel Charisse Mapp Linda Matthews Sabine van der Meulen Tonya Sampson Henrietta Walls Kareema Williams Martina Wood	#45 Cathey Daniels Linda Matthews
#4 Laura Barry Jasmyrn Huntington Emily Johnson Kim Rouse Candace Wood	#10 Danielle Butts Laura Barry Kelly Chastain Mandy Mauney Jill Suddreth Jennifer Thomas	#30 Hillary Summers Nikita Bell Kathy Cermola Jamee Houk Melissa Johnson Eileen McCann Mickey McGlade LaToya Pringle Martina Wood	#35 Yanick Clay Pam Hammond Tiffany Tucker Jenny Yopp	#50 Italee Lucas Bernadette McGlade Sheneika Walker
#5 Darlene Cannon Kelly Chastain Rebecca Gray Nicole Powell Tracy Sadler Shannon Smith Chanel Wright	#11 Brittany Rountree Dawn Bradley Mika Long Alex Miller Aprille Shaffer Stephanie Wells Julie Wight B.J. Woodard	#31 Erika Johnson Darlene Cannon Sheila Judge Kelly Roche Meredith White	#40 Chrystal Baptist Yvonne Burch Joan Leggett Henrietta Walls	#51 Jessica Breland Agnus McGlade Rochelle Small
#10 Danielle Butts Laura Barry Kelly Chastain Mandy Mauney Jill Suddreth Jennifer Thomas	#12-Retired Ivory Latta Dawn Allred Sylvia Crawley Wendy Gatlin		#41 Jackie Allison Fran Hardison Stephanie Israel Charisse Mapp Deanna Thomas	#52 Carrie Davis Natasha Davis Pat Johnston Celeste Whittaker
				#53 Stephanie Kornegay Jackie Myers
				#55 Elizabeth Coughran Cathey Daniels Merlaine Oden Maja Vukojicic

Current players in **bold**

History and Records

All-time Results

1974-75: 15-3 Overall

NWIT Tournament

1/13	W	74-47	at NC State
1/17	W	70-68	Elon
1/18	W	69-50	East Carolina
1/18	W	85-62	Western Carolina
1/23	W	71-52	Campbell
1/24	W	107-44	Shaw
1/28	W	63-51	at Wake Forest
1/31	W	57-50	at Appalachian State
2/4	W	64-33	at High Point
2/7	W	72-58	Winthrop
2/11	W	71-57	at UNC Greensboro
2/13	W	85-51	NC State
2/15	W	80-31	at Davidson
2/18	W	74-70	at East Carolina
2/21	L	71-83	at Elon
3/13	L	75-76	Belmont-1
3/14	W	76-75	Mississippi College-1
3/15	L	67-69	John F. Kennedy-1

1-NWIT, Amarillo, Texas

1975-76: 16-7 Overall

12/6	W	74-61	NC State
1/9	W	79-73	College of Charleston
1/13	W	85-54	Duke
1/17	W	89-72	Elon
1/18	W	69-51	East Carolina
1/23	W	54-47	at Winthrop
1/24	W	75-65	at South Carolina
1/26	L	58-68	at NC State
1/30	L	62-73	at Belmont
1/31	L	63-111	at Tennessee Tech
2/5	W	85-71	Clemson-1
2/6	W	49-40	at Virginia-1
2/7	W	69-68	Maryland-1
2/12	W	89-37	Wake Forest
2/14	W	63-55	Old Dominion-2
2/17	W	66-45	UNC Greensboro
2/20	L	72-92	at Western Carolina
2/23	L	64-80	Appalachian State
2/27	L	64-80	at Ohio State
2/28	W	66-50	at Marshall
3/4	W	86-67	East Carolina-3
3/5	L	74-77	NC State-3
3/6	W	62-51	Western Carolina-3

1-Virginia Inv., Charlottesville, Va.; 2-Elizabeth City, N.C.;

3-NCAIAW Tournament, Chapel Hill

1976-77: 8-16 Overall

11/30	W	70-62	Appalachian State
12/4	W	60-54	Virginia
12/6	L	58-71	at NC State
12/21	W	71-64	Winthrop-1
12/22	W	59-54	Peace College-1
12/23	L	72-74	High Point-1
1/11	W	81-64	East Carolina
1/14	L	48-70	at College of Charleston
1/15	L	59-79	at Clemson
1/20	W	95-75	at UNC Greensboro
1/22	L	56-66	Old Dominion
1/25	L	70-76	at Appalachian State
1/28	L	58-72	at Eastern Kentucky
1/29	L	67-90	at Tennessee Tech
2/1	W	74-45	UNC Greensboro
2/5	L	68-85	Ohio State
2/10	L	59-71	at Virginia-2
2/11	W	92-54	Wake Forest-2
2/12	L OT	67-69	James Madison-2
2/15	L	67-68	at East Carolina
2/19	L	62-74	NC State
2/25	L	65-76	Appalachian State-3
2/26	L	74-76	East Carolina-3
3/6	L	68-83	at Maryland

1-Christmas Classic, Chapel Hill; 2-Virginia Classic, Charlottes-

ville, Va.; 3-NCAIAW Tourn., Raleigh, N.C.

1977-78: 16-13 Overall, 6-4 ACC

ACC Regular Season Finish: Third

ACC Tournament Finish: Semifinals

11/29	W	82-47	Virginia Union
12/2	L	84-93	at Appalachian State
12/6	L	51-78	at Old Dominion
12/20	W	81-58	Virginia-1
12/21	L	71-86	High Point-1
12/22	W	95-79	Clemson-1
1/7	W	73-65	Kentucky-2
1/10	L	59-75	NC State
1/13	L	79-85	Maryland
1/17	W	77-66	at Virginia
1/20	W	76-58	Indiana-3
1/21	L	72-77	Alabama-3
1/24	W	87-68	Duke
1/26	W	85-57	at Wake Forest
1/28	L	73-76	Clemson
1/31	W	94-60	Appalachian State
2/2	W	72-64	East Carolina
2/4	L	66-80	at Ohio State
2/9	W	79-52	Wake Forest-4
2/10	L	58-89	NC State-4
2/14	W	76-69	at UNC Greensboro
2/18	W	67-64	at East Carolina
2/22	L	70-92	at NC State
2/24	W	80-72	at Duke
2/25	W	92-68	UNC Greensboro
3/3	L	80-82	at East Carolina-5
3/4	W	81-79	Appalachian State-5
3/9	L	66-92	Tennessee-6
3/10	L	72-73	East Carolina-6

1-Christmas Classic, Chapel Hill; 2-Raleigh, N.C.; 3-Kentucky Invitational, Lexington, Ky.; 4-ACC Tournament, Charlottesville, Va.; 5-NCAIAW Tournament, Greenville, N.C.; 6-AIAW So. Region II Tournament, Chapel Hill

1978-79: 18-14 Overall, 4-5 ACC

AIAW Tournament

ACC Regular Season Finish: Fourth

ACC Tournament Finish: Semifinals

11/28	W	77-64	Lenoir Rhyne
11/30	W	83-70	at Appalachian State
12/2	L	76-87	at Old Dominion
12/5	L	81-87	NC State
12/7	W	82-65	at Duke
12/9	L	79-83	Pfeiffer
12/21	W	79-69	College of Charleston-1
12/22	L	66-79	Clemson-1
12/23	W	79-67	Pfeiffer-1
12/31	W	76-74	Ohio State
1/3	L	82-93	at Maryland
1/4	W	76-61	at William & Mary
1/8	L	64-69	at Georgia State
1/10	W	85-56	Virginia
1/14	W	84-72	Appalachian State-2
1/17	W	78-73	at East Carolina
1/20	L	60-69	South Carolina
1/22	W	99-40	at UNC Greensboro
1/24	L	64-91	at NC State
1/27	L	63-91	at Clemson
1/31	W	89-46	Wake Forest
2/3	L	57-95	at Tennessee
2/6	L	71-78	East Carolina
2/8	W	86-81	Virginia-3
2/9	L	69-71	Maryland-3
2/13	W	82-62	Western Carolina
2/15	W	99-57	UNC Greensboro
2/20	W	69-54	Duke
2/22	W	96-72	Wake Forest-4
2/23	W OT	91-90	East Carolina-4
2/24	L	77-95	NC State-4
3/8	L	60-81	Old Dominion-5

1-Christmas Classic, Chapel Hill; 2-Greensboro, N.C.; 3-ACC Tournament, Raleigh, N.C.; 4-NCAIAW Tournament, Boone, N.C.; 5-AIAW Region II Tournament, Knoxville, Tenn.

1979-80: 21-15 Overall, 5-5 ACC

NWIT Tournament

ACC Regular Season Finish: Tied for fourth

ACC Tournament Finish: Semifinals

11/16	L	57-62	Eastern Kentucky-1
11/17	W	95-56	West Virginia-1
11/24	W	72-69	Mississippi
11/26	W	96-52	at Appalachian State
11/28	W	82-73	Virginia Tech
12/1	L	55-66	Tennessee
12/4	L	66-89	at NC State
12/6	W	91-58	Duke
12/8	W	64-54	East Tennessee State
12/20	W	65-64	Northern Kentucky-2
12/21	W	100-79	Mercer-2
12/22	L	77-80	Clemson
1/2	W	64-62	Maryland
1/5	W OT	66-65	at Virginia
1/7	L	75-76	Clemson
1/9	W	93-61	at Georgia Tech
1/11	W	59-38	Georgia State-3
1/12	W	84-51	Connecticut
1/14	W	101-73	at Wake Forest
1/16	L	68-71	at East Carolina
1/23	L	68-85	NC State
1/25	W	91-55	Stetson
1/26	L	78-80	Minnesota
1/30	L	53-74	Old Dominion
2/5	W	85-71	East Carolina
2/8	W	85-63	Duke-4
2/9	L	63-90	NC State-4
2/12	W	107-76	Appalachian State
2/14	L	61-66	at Duke
2/16	L	62-94	at South Carolina
2/22	W	83-59	Duke-5
2/23	L	59-81	at NC State-5
3/5	L	61-89	at Old Dominion-6
3/20	W	84-73	Illinois State-7
3/21	W	68-61	Virginia-7
3/22	L	62-71	Oregon State-7

1-JMU Tip-Off Classic, Harrisonburg, Va.; 2-Christmas Classic, Chapel Hill; 3-Durham, N.C.; 4-ACC Tournament, College Park, Md.; 5-NCAIAW Tournament, Raleigh, N.C.; 6-AIAW So. Region II Tournament, Norfolk, Va.; 7-NWIT, Amarillo, Texas

1980-81: 17-14 Overall, 5-4 ACC

ACC Regular Season Finish: Fifth

ACC Tournament Finish: Quarterfinals

11/21	W	84-71	Florida-1
11/23	W	100-59	at James Madison-1
11/24	L	65-99	at Old Dominion
11/29	W	55-51	Virginia
12/3	L	70-85	at Clemson
12/6	L	61-65	NC State
12/18	W	75-67	Ohio State-2
1/2	L	67-79	at Pittsburgh
1/4	W	82-79	at Penn State
1/6	L	72-92	Illinois State
1/8	L	74-82	UAB-3
1/9	L	80-81	Vanderbilt-3
1/11	W	75-73	Texas
1/13	L	75-87	East Carolina
1/16	W	63-62	Tennessee Tech-4
1/17	W	75-61	Miami-4
1/20	W	86-56	Appalachian State
1/22	L	62-67	at NC State
1/24	W	82-75	Georgia Tech
1/26	L	72-76	at Tennessee
1/29	W	77-65	at Duke
2/2	W	67-59	Wake Forest
2/5	W	77-74	at East Carolina

History and Records

All-time Results

2/7	L	70-75	at Maryland
2/9	L	77-83	South Carolina
2/12	L	64-77	NC State-5
2/18	W	77-47	Duke
2/25	W	85-51	at Appalachian State
3/2	W	92-63	Wake Forest-6
3/3	W	89-83	East Carolina-6
3/4	L	50-70	NC State-6

1-JMU Tip-Off Classic, Harrisonburg, Va.; 2-Christmas Classic, Chapel Hill; 3-Lady Rebel-Dial Classic, Oxford, Miss.; 4-Wolfpack Doubleheader, Raleigh, N.C.; 5-ACC Tournament, Clemson, S.C.; 6-NCAIAW Tournament, Chapel Hill

1981-82: 17-12 Overall, 10-3 ACC

ACC Regular Season Finish: Third

ACC Tournament Finish: Semifinals

11/17	W	109-72	Appalachian State
11/28	W	81-58	Georgia Tech
12/3	W	73-47	at Duke
12/5	L	64-71	Old Dominion
12/12	L	63-71	at NC State
12/18	L	67-77	Morehead State-1
12/19	W	111-64	Ohio University-1
12/30	W	2OT 94-92	Mercer-2
12/31	L	65-83	Mississippi State-2
1/3	W	90-63	Western Michigan-3
1/5	L	68-77	Florida State-3
1/9	W	74-65	Virginia
1/12	L	66-71	East Carolina
1/16	W	91-63	Georgia State-4
1/19	W	93-59	Duke
1/23	W	68-64	at Georgia Tech
1/27	W	82-68	Clemson
1/28	W	96-63	at Wake Forest
1/30	L	62-76	Tennessee
2/3	W	62-60	at Virginia
2/6	L	71-84	Maryland
2/9	W	94-70	at Appalachian State
2/13	L	74-76	at Virginia Tech
2/16	W	78-65	NC State
2/18	W	82-56	Wake Forest
2/20	L	78-98	at Clemson
2/26	W	90-65	Wake Forest-5
2/27	L	76-84	Clemson-5
3/3	L	72-92	at East Carolina

1-ETSU Christmas Invitational, Johnson City, Tenn.; 2-Miami Christmas Classic, Coral Gables, Fla.; 3-Miami New Year's Classic, Coral Gables, Fla.; 4-Wolfpack Doubleheader, Raleigh, N.C.; 5-ACC Tournament, Raleigh, N.C.

1982-83: 22-8 Overall, 10-3 ACC

NCAA Tournament First Round

ACC Regular Season Finish: Tied for second

ACC Tournament Finish: Semifinals

11/20	W	114-50	at Appalachian State
11/24	L	65-108	at Tennessee
11/26	W	OT 97-95	Florida-1
11/27	L	74-75	Florida State-1
12/4	W	78-66	East Tennessee State
12/12	W	103-50	Appalachian State
12/17	W	106-97	Southern Mississippi-2
12/18	L	76-90	at Auburn-2
12/27	W	79-57	Northeastern-3
12/28	W	98-58	at Queens College-3
12/29	W	71-59	St. John's-3
1/3	W	77-69	Alabama
1/6	W	99-58	Georgia Tech-4
1/11	W	84-68	at Duke
1/13	W	84-74	San Diego State
1/15	L	OT 74-78	at Virginia
1/18	W	68-66	NC State
1/22	L	77-91	at Maryland
1/25	W	118-81	Wake Forest
1/29	W	96-58	Georgia Tech-5
2/2	W	84-80	at Clemson

2/5	W	74-70	Maryland
2/15	L	82-97	at NC State
2/17	W	82-65	Duke
2/21	W	103-83	Virginia Tech
2/26	W	85-74	Clemson
2/28	W	88-78	Virginia
3/4	W	85-80	Georgia Tech-6
3/5	L	69-88	Maryland-6
3/19	L	70-72	at Georgia-7

1-Lady Sunshine Classic, Sanford, Fla.; 2-Auburn Dial Classic, Auburn, Ala.; 3-Queens Holiday Tournament, Flushing, N.Y.; 4-Marietta, Ga.; 5-Greensboro, N.C.; 6-ACC Tournament, Fayetteville, N.C.; 7-NCAA Mid-east Regional Semifinal, Athens, Ga.

1983-84: 24-8 Overall, 9-5 ACC

NCAA Tournament Sweet 16

ACC Regular Season Finish: Tied for third

ACC Tournament Finish: First

11/18	W	69-68	Northwestern State-1
11/19	W	98-68	Oklahoma City-1
11/25	W	77-64	Miami-2
11/26	W	78-64	Howard-2
12/3	L	69-81	Alabama
12/4	W	91-54	Kent State
12/10	W	62-54	at East Tennessee St.
12/30	W	73-52	Virginia Tech-3
12/31	W	77-49	East Carolina-3
1/2	L	59-75	Tennessee
1/7	W	80-79	Maryland
1/9	W	76-69	Fairleigh Dickinson
1/11	W	72-63	Duke
1/14	W	85-72	Virginia
1/17	W	71-70	at NC State
1/21	W	60-54	District of Columbia
1/24	W	77-71	at Wake Forest
1/28	W	81-73	Georgia Tech
1/30	W	69-61	Clemson
2/4	L	52-57	at Maryland
2/9	L	72-88	at Virginia
2/11	L	68-74	NC State
2/14	W	OT 66-64	at Charlotte
2/16	L	67-80	at Duke
2/20	W	95-75	at Georgia Tech
2/22	W	91-54	Wake Forest
2/26	L	76-98	at Clemson
3/2	W	74-73	Clemson-4
3/3	W	96-68	Virginia-4
3/4	W	99-76	NC State-4
3/16	W	OT 81-79	St. John's-5
3/22	L	72-73	Cheyney-6

1-Lady Jayhawks Classic, Lawrence, Kan.; 2-Wolfpack Doubleheader, Raleigh, N.C.; 3-Dogwood Classic, Fayetteville, N.C.; 4-ACC Tournament, Fayetteville, N.C.; 5-NCAA First Round, Chapel Hill; 6-NCAA East Regional Semifinal, Norfolk, Va.

1984-85: 21-11 Overall, 11-3 ACC

NCAA Tournament First Round

ACC Regular Season Finish: Second

ACC Tournament Finish: Runner-up

11/20	W	100-50	Delaware State
11/23	W	82-44	Charlotte-1
11/24	W	77-65	East Carolina-1
11/29	L	76-82	at Radford
12/1	L	73-74	Virginia Tech-2
12/8	L	70-84	at Tennessee
12/10	W	OT 77-67	Temple
12/20	W	69-48	George Washington
12/28	L	64-78	Old Dominion-3
12/29	L	64-78	at NC State-3
1/2	W	75-70	at Clemson
1/5	W	78-61	at Maryland
1/8	L	62-63	at Duke
1/13	L	OT 62-64	at Virginia
1/15	W	77-74	NC State
1/19	W	88-68	at Georgia Tech

1/22	W	79-73	at Wake Forest
1/24	W	74-71	Clemson
1/27	W	81-50	Georgia Tech
1/31	W	86-47	Cheyney
2/2	W	66-61	Maryland
2/5	W	77-75	Virginia
2/9	L	63-70	at NC State
2/12	W	88-68	Duke
2/19	W	91-65	Wake Forest
2/22	W	79-62	at Alaska-Anchorage-4
2/23	L	59-80	Louisiana Tech-4
2/24	W	86-71	Louisville-4
3/1	W	76-64	Wake Forest-5
3/2	W	76-55	Virginia-5
3/3	L	80-81	NC State-5
3/17	L	79-98	at Penn State-6

1-Dogwood Classic, Fayetteville, N.C.; 2-Maroon Night, Roanoke, Va.; 3-G.D. Ritzys/C.Q. Classic, Raleigh, N.C.; 4-Northern Lights Invitational, Anchorage, Alaska; 5-ACC Tournament, Fayetteville, N.C.; 6-NCAA First Round, University Park, Pa.

1985-86: 23-9 Overall, 10-4 ACC

NCAA Tournament Sweet 16

ACC Regular Season Finish: Second

ACC Tournament Finish: Runner-up

11/25	W	102-54	Md.-Eastern Shore
11/29	W	121-61	Mercer-1
11/30	L	67-90	Auburn-1
12/4	W	75-73	Virginia Tech
12/14	W	72-71	South Carolina
12/18	W	77-67	California
12/20	W	76-67	at Temple
12/27	L	70-87	Georgia-2
12/28	W	87-80	Missouri-2
12/30	L	OT 71-82	at UCLA
1/4	W	89-76	Maryland
1/7	L	78-79	at Duke
1/11	W	82-68	Tennessee
1/13	W	81-62	Radford
1/16	W	70-68	at NC State
1/18	W	88-83	Wake Forest
1/22	W	95-91	Clemson
1/25	L	79-84	Virginia
1/27	W	88-65	Georgia Tech
1/30	W	92-58	at Cheyney
2/1	W	65-59	at Maryland
2/5	W	60-58	at Virginia
2/9	W	OT 81-79	NC State
2/12	L	79-86	Duke
2/15	L	65-80	at Clemson
2/19	W	82-73	at Wake Forest
2/22	W	OT 92-81	at Georgia Tech
3/1	W	88-83	Clemson-3
3/2	W	67-65	Wake Forest-3
3/3	L	74-90	Maryland-3
3/15	W	82-76	UNLV-4
3/20	L	70-84	Southern California-5

1-Sunshine Classic, Lake Mary, Fla.; 2-Transamerica Classic, Los Angeles, Calif.; 3-ACC Tournament, Fayetteville, N.C.; 4-NCAA Second Round, Chapel Hill; 5-NCAA West Region Semifinal, Long Beach, Calif.

1986-87: 19-10 Overall, 9-5 ACC

NCAA Tournament Second Round

ACC Regular Season Finish: Third

ACC Tournament Finish: Semifinals

11/28	W	96-79	Northwestern State-1
11/29	L	63-79	at LSU-1
12/6	W	94-65	Temple
12/13	W	65-52	Radford
12/18	W	82-51	UCLA
12/27	L	72-79	Southern California-2
12/28	W	78-67	St. Joseph's-2
12/29	W	89-71	at Miami-2

History and Records

All-time Results

1/2	W	80-75	at Georgia Tech
1/4	L	68-87	at Tennessee
1/7	W	76-68	Duke
1/10	L	66-81	at Virginia
1/13	L	76-82	NC State**
1/17	W	98-79	at Clemson
1/21	L	63-73	Virginia
1/24	W	86-81	Georgia Tech**
1/27	W	102-59	Wake Forest
1/28	W	67-46	at South Carolina
1/31	L	71-82	at Maryland
2/2	W	69-61	at St. John's
2/4	W	72-70	Clemson
2/7	W	68-64	at Wake Forest
2/10	L	44-51	at NC State
2/14	W	91-49	Western Carolina
2/21	W	85-74	Maryland**
2/23	W	83-67	at Duke
2/28	W	64-54	Georgia Tech-3
3/1	L	63-70	NC State-3
3/14	L	58-76	Old Dominion-4

**Home games played at the Dean E. Smith Center

1-LSU Crawfish Classic, Baton Rouge, La.; 2-Miami Orange Bowl Invitational, Miami, Fla.; 3-ACC Tournament, Fayetteville, N.C.; 4-NCAA Second Round, Chapel Hill, N.C.

1987-88: 10-17 Overall, 4-10 ACC

ACC Regular Season Finish: Sixth

ACC Tournament Finish: Quarterfinals

11/28	W	99-51	at Central Florida
12/1	L	81-92	at Radford
12/4	W	88-75	Michigan-1
12/5	W	69-66	Iowa State-1
12/12	W	77-73	South Carolina
12/18	W	82-79	Florida State
12/20	W	90-87	Georgia State
12/28	L	72-77	at California
12/31	L	71-82	at UCLA
1/2	L	69-92	at Southern California
1/6	L	70-104	Maryland
1/12	L	63-72	at NC State
1/17	W	82-74	Georgia Tech**
1/19	L	51-56	at Wake Forest
1/23	L	50-73	Clemson**
1/27	W	66-65	at Duke
1/30	L	73-81	Virginia**
2/2	L	57-74	Wake Forest
2/6	L	66-74	at Maryland
2/9	W 2OT	75-74	NC State
2/13	L	74-76	at Georgia Tech
2/17	L	57-64	at Virginia
2/20	W	68-64	Duke**
2/25	L	65-88	Tennessee
2/27	L	60-66	at Clemson
2/29	L	69-75	Miami
3/5	L	53-61	Wake Forest-2

** Home games played at the Dean E. Smith Center

1-Tar Heel Invitational, Chapel Hill; 2-ACC Tournament, Fayetteville, N.C.

1988-89: 10-20 Overall, 1-13 ACC

ACC Regular Season Finish: Eighth

ACC Tournament Finish: Quarterfinals

11/25	L	60-72	Washington-1
11/26	W	94-72	Illinois-1
11/27	L	61-76	at Hawaii-1
12/1	L	75-93	Southern California
12/3	W	83-58	East Tennessee State-2
12/4	W	80-75	Indiana-2
12/10	W	75-71	Alabama-3
12/11	W	66-55	at Marshall-3
12/19	W	95-71	UCLA
12/21	W	109-96	Minnesota
12/29	W	84-82	Appalachian State-4

12/30	L	91-95	at Stetson-4
1/4	L	71-98	at South Carolina
1/10	W	93-92	Duke
1/14	L	81-87	at Georgia Tech
1/18	L	64-92	at Virginia
1/21	L	59-93	Maryland
1/24	L	69-86	NC State
1/26	L	70-72	Radford
1/29	L	89-97	Georgia Tech**
2/1	L	79-87	Virginia
2/4	L	70-88	at Wake Forest
2/7	L	72-93	at NC State
2/11	L	66-71	Clemson**
2/15	L	72-74	at Duke
2/18	L	60-87	at Maryland
2/22	L	66-67	Wake Forest
2/25	L	61-92	at Clemson
2/27	W	116-92	Mount St. Mary's
3/4	L	68-93	Maryland-5

** Home games played at the Dean E. Smith Center

1-Rainbow Wahine Classic, Honolulu, Hawaii; 2-Tar Heel Invitational, Chapel Hill; 3-Marshall Invitational, Huntington, W. Va.; 4-Lady Hatter Classic, Deland, Fla.; 5-ACC Tournament, Fayetteville, N.C.

1989-90: 13-15 Overall, 3-11 ACC

ACC Regular Season Finish: Eighth

ACC Tournament Finish: Quarterfinals

11/25	W	102-63	Coastal Carolina
11/27	W	95-62	Towson State
12/1	W	84-77	Wisconsin-1
12/2	L	69-71	Princeton-1
12/6	W	85-79	Furman
12/8	W	102-58	Baptist College*-2
12/9	W	85-61	Fordham-2
12/17	W	70-56	Western Carolina
12/29	L	69-83	Georgia-3
12/30	L	81-106	Iowa-3
1/4	W	76-74	at Georgia State
1/9	L	62-69	at Wake Forest
1/11	L	73-90	Georgia Tech
1/13	L	52-59	at Maryland
1/15	W	82-34	at Loyola (Md.)
1/20	L	88-90	at Duke
1/22	L	63-81	Virginia
1/24	L	69-85	at NC State
1/27	L	66-80	at Clemson
1/31	W	87-75	Wake Forest
2/6	L	64-88	Maryland
2/10	W	81-77	at Georgia Tech
2/12	W	104-66	College of Charleston
2/15	L	46-95	at Virginia
2/18	L	86-105	NC State
2/21	W	58-56	Duke
2/24	L	79-80	Clemson
3/3	L	61-80	NC State-4

*-Baptist became Charleston Southern in 1990

1-Princeton Tournament, Princeton, N.J.; 2-Carolina Classic, Chapel Hill; 3-Hilton Head Super Shootout, Hilton Head, S.C.; 4-ACC Tourn. Fayetteville, N.C.

1990-91: 12-16 Overall, 2-12 ACC

ACC Regular Season Finish: Eighth

ACC Tournament Finish: Quarterfinals

11/24	L	105-109	Providence-1
11/25	W	78-69	Fordham-1
12/2	W	82-63	at William & Mary
12/7	W	82-59	Virginia Union-2
12/8	W	74-71	Bowling Green-2
12/10	W	79-41	Charleston Southern**
12/16	W	82-68	Tennessee State
12/19	W	92-68	Robert Morris
12/30	W	74-54	Loyola (Md.)
1/2	L	77-81	Holy Cross

1/5	W	72-55	College of Charleston-3
1/6	L	69-76	South Carolina-3
1/9	L	86-101	at Georgia Tech
1/12	L	65-77	Wake Forest
1/15	L	72-78	at Duke
1/19	L	68-88	at Maryland
1/23	L	69-79	NC State
1/26	L	66-79	at Clemson
1/29	L	67-92	Virginia
1/31	W	78-55	Rider
2/2	L	62-66	at Wake Forest
2/6	L	60-97	at Virginia
2/12	L	70-90	at NC State
2/16	W	64-61	Maryland
2/19	L	54-59	Duke
2/22	L	63-83	Georgia Tech
2/24	W	58-54	Clemson
3/2	L	69-90	Virginia-4

** Home games played at the Dean E. Smith Center

1-Harvard Invitational, Cambridge, Mass.; 2-Carolina Classic, Chapel Hill; 3-Coastal Carolina Classic, Conway, S.C.; 4-ACC Tourn., Fayetteville, N.C.

1991-92: 22-9 Overall, 9-7 ACC

NCAA Tournament Second Round

ACC Regular Season Finish: Tied for third

ACC Tournament Finish: Semifinals

11/22	W	87-56	South Carolina-Aiken
11/26	W	89-39	William & Mary
11/29	W	90-75	at Stetson
12/6	W	97-61	Navy-1
12/7	W	89-83	Chattanooga-1
12/15	W	66-53	Michigan State
12/19	W	66-53	Virginia Tech
12/31	W	85-62	at College of Charleston
1/2	W	96-36	at Charleston Southern
1/5	W	83-69	Georgia Tech
1/8	L	68-83	Virginia
1/12	W	72-56	Clemson
1/15	W	58-54	Duke
1/18	L	68-72	at Maryland
1/19	W	84-48	at Loyola (Md.)
1/22	W OT	82-77	NC State
1/25	L	61-70	at Florida State
1/30	W	116-58	at Winthrop
2/1	W	84-61	at Wake Forest
2/5	L	65-71	at NC State
2/8	L	78-92	Maryland
2/10	W	69-52	Florida State
2/12	W	69-64	at Duke
2/19	L	46-49	at Clemson
2/23	W	90-61	Wake Forest
2/26	L	52-65	at Virginia
2/29	W	73-70	at Georgia Tech
3/7	W	81-69	Florida State-2
3/8	L	55-74	Virginia-2
3/18	W	60-54	Old Dominion-3
3/21	L	72-86	at Miami-4

1-Harris-Teeter Classic, Chapel Hill; 2-ACC Tournament, Rock Hill, S.C.; 3-NCAA First Round, Chapel Hill; 4-NCAA Second Round, Miami, Fla.

1992-93: 23-7 Overall, 11-5 ACC

NCAA Tournament Sweet 16

ACC Regular Season Finish: Tied for second

ACC Tournament Finish: Semifinals

12/1	W	80-41	Charleston Southern
12/4	W	54-39	at Robert Morris
12/5	W	81-65	at Duquesne
12/9	W	94-76	Furman
12/13	W	97-42	Stetson
12/20	W	99-56	College of Charleston
12/30	W	87-51	Loyola (Md.)
1/2	W	67-42	Marshall-1

History and Records

All-time Results

1/3	W	83-35	at Coastal Carolina-1
1/5	L	63-73	at Georgia Tech
1/10	L	66-85	Florida State
1/12	W	92-68	Wake Forest
1/16	W	59-56	at Clemson
1/19	W	66-54	Duke
1/21	W	73-60	at Florida State
1/23	W	85-80	Maryland
1/27	W	71-47	NC State
1/31	W OT	72-68	Georgia Tech
2/3	W	72-65	Virginia
2/6	W	77-69	at Wake Forest
2/9	L	67-73	at Virginia
2/14	W	80-51	Canisius
2/16	L	55-60	at NC State
2/20	L	52-73	at Maryland
2/23	W	84-63	at Duke
2/27	W	70-63	Clemson
3/6	W	89-71	NC State-2
3/7	L	61-75	Maryland-2
3/21	W OT	74-73	Alabama-3
3/25	L	54-74	Tennessee-4

1-Coastal Carolina Classic, Conway, S.C.; 2-ACC Tournament, Rock Hill, S.C.; 3-NCAA Second Round, Chapel Hill; 4-NCAA Mid-east Region Semifinal, Iowa City, Iowa

1993-94: 33-2 Overall, 14-2 ACC NCAA Champion

ACC Regular Season Finish: Second ACC Tournament Finish: First

12/1	W	92-52	UNC Asheville
12/3	W	90-33	UMBC-1
12/4	W	99-58	Niagara-1
12/8	W	102-53	Coastal Carolina**
12/11	W	102-61	Florida State**
12/18	W	102-42	College of Charleston**
12/29	W	115-63	Radford-2
12/30	W	89-83	Alabama-2
12/31	W OT	80-75	Kentucky-2
1/6	W	84-44	Wake Forest**
1/8	W	98-75	Northwestern-3
1/12	L	75-77	Virginia**
1/16	W	87-51	Georgia Tech
1/19	W	79-68	at Duke
1/24	W	79-67	at Maryland
1/27	W	87-66	at NC State
1/30	W	71-68	Clemson
2/1	W	85-34	Winthrop
2/6	W	70-62	at Wake Forest
2/9	L	74-83	at Virginia
2/12	W	89-79	at Georgia Tech
2/16	W	81-54	NC State
2/20	W	106-76	Maryland
2/22	W	70-58	Duke
2/27	W	91-86	at Clemson
3/5	W	78-55	Georgia Tech-4
3/6	W	65-64	Clemson-4
3/7	W	77-60	Virginia-4
3/16	W	101-53	Georgia Southern-5
3/20	W	63-52	Old Dominion-5
3/24	W	73-69	Vanderbilt-6
3/26	W	81-69	Connecticut-6
4/2	W	89-74	Purdue-7
4/3	W	60-59	Louisiana Tech-7

** Home games played at the Dean E. Smith Center

1-Carolina Invitational, Chapel Hill; 2-Citrus Sports Travel Holiday Classic, Orlando, Fla.; 3-ACC/Big Ten Challenge, Charlottesville, Va.; 4-ACC Tournament, Rock Hill, S.C.; 5-NCAA First and Second Rounds, Chapel Hill; 6-NCAA East Region Semifinal and Final, Piscataway, N.J.; 7-NCAA Final Four, Richmond, Va.

1994-95: 30-5 Overall, 12-4 ACC NCAA Tournament Sweet 16

ACC Regular Season Finish: Second

ACC Tournament Finish: First

11/25	W	79-52	Tennessee Tech-1
11/26	W	83-51	at Hawaii-1
11/27	W	79-72	Florida-1
12/3	W	87-50	Robert Morris
12/4	W	113-58	N.C. A&T
12/7	W	102-38	Loyola (Md.)
12/10	W	92-36	East Carolina
12/19	W	92-43	Morehead State-2
12/20	W	81-36	College of Charleston-2
12/21	W	106-72	East Tennessee State-2
12/29	W	80-68	Rhode Island-3
12/30	W	57-52	at Virginia Tech-3
1/4	W	77-52	at Florida State
1/7	W	74-62	Georgia Tech
1/9	W	82-67	Wake Forest
1/14	W	77-73	at Clemson
1/18	W	71-62	NC State
1/22	W	88-67	Maryland
1/25	L	72-74	at Duke
1/28	W	85-48	at Wake Forest
1/30	L	64-80	at Virginia
2/3	W	92-47	Florida State
2/5	L	78-88	Virginia
2/8	W	84-62	at Georgia Tech
2/11	W	84-47	George Mason
2/15	W	82-69	Clemson
2/19	L 2OT	86-88	at NC State
2/21	W	86-70	at Maryland
2/25	W	82-57	Duke
3/3	W	71-51	Wake Forest-4
3/4	W	90-71	NC State-4
3/5	W	95-70	Duke-4
3/16	W	89-48	Western Illinois-5
3/18	W	59-45	Seton Hall-5
3/23	L	81-71	Stanford-6

1-Rainbow Wahine Classic, Honolulu, Hawaii; 2-Carolinas Holiday Beach Classic, Myrtle Beach, S.C.; 3-Diamond Club Classic, Blacksburg, Va.; 4-ACC Tournament, Rock Hill, S.C.; 5-NCAA First and Second Rounds, Chapel Hill; 6-NCAA West Region Semifinal, Los Angeles, Calif.

1995-96: 13-14 Overall, 8-8 ACC

ACC Regular Season Finish: Fifth ACC Tournament Finish: Quarterfinals

11/25	W	72-45	Towson State
12/2	L	62-77	Connecticut-1
12/3	W	77-72	at Richmond
12/9	W	88-54	UNC-Asheville
12/19	W	95-52	Coastal Carolina-2
12/20	L	75-81	Nebraska-2
12/21	L	64-73	Iowa-2
12/29	W	82-61	Georgetown-3
12/30	L	55-69	Auburn-3
1/3	W	67-59	Florida State
1/6	W	78-74	at Georgia Tech
1/8	W	84-72	at Wake Forest
1/13	W	93-68	Clemson
1/17	L	72-76	at NC State
1/21	W	66-63	at Maryland
1/24	L	85-86	Duke
1/29	W	69-68	Wake Forest
1/31	L	71-87	at Virginia
2/4	L	75-80	Georgia-4
2/7	W	88-72	Georgia Tech
2/9	L	64-73	at Florida State
2/12	L	70-83	Virginia
2/15	L OT	78-79	at Clemson
2/18	W	75-65	NC State
2/21	L	62-68	Maryland
2/23	L	58-61	at Duke
3/1	L	49-67	Clemson-5

1-Central Fidelity Classic, Richmond, Va.; 2-Carolinas Holiday

Beach Classic, Myrtle Beach, S.C.; 3-Big Four Classic, Greensboro, N.C.; 4-Naismith/Booth Classic, Charlotte, N.C.; 5-ACC Tournament, Rock Hill, S.C.

1996-97: 29-3 Overall, 15-1 ACC NCAA Tournament Sweet 16

ACC Regular Season Finish: First ACC Tournament Finish: Champion

11/23	W	78-37	William & Mary
11/26	W	113-67	Radford
11/30	W	97-56	East Tennessee State
12/2	W	84-41	Mount St. Mary's
12/14	W	96-49	Howard
12/18	W	93-63	Georgia Southern-1
12/19	W	72-67	Louisville-1
12/20	L	74-88	Alabama-1
12/28	W	68-52	Maine-2
12/29	W	76-49	Mississippi State-2
1/5	W	79-69	at Maryland
1/8	W	88-63	at Florida State
1/11	W	80-53	Georgia Tech
1/14	W	82-55	Wake Forest
1/18	W	87-73	at Duke
1/20	W	75-63	at Clemson
1/23	W	77-66	NC State
1/27	W	75-71	at Virginia
1/30	W	80-77	at Georgia Tech
2/2	W	75-71	at Wake Forest
2/7	W	73-63	Maryland
2/10	W	79-72	Clemson
2/14	W	82-56	Florida State
2/17	L	77-84	at NC State
2/21	W	81-61	Duke
2/23	W	70-65	Virginia
2/28	W	86-60	Wake Forest-3
3/1	W	66-55	Duke-3
3/2	W	62-58	Clemson-3
3/14	W	78-53	Harvard-4
3/16	W OT	81-71	Michigan State-4
3/22	L	44-46	George Washington-5

1-Carolinas Holiday Beach Classic, Myrtle Beach, S.C.; 2-Big Four Classic, Greensboro, N.C.; 3-ACC Tourn., Charlotte, N.C.; 4-NCAA First and Second Rounds, Chapel Hill; 5-NCAA East Region Semifinal, Columbia, S.C.

1997-98: 27-7 Overall, 11-5 ACC NCAA Tournament Elite Eight

ACC Regular Season Finish: Fourth ACC Tournament Finish: Champion

11/19	W	93-78	Buffalo
11/23	L	48-68	Florida-1
11/25	W	90-48	UNC Asheville
11/27	W	89-67	Miami (Ohio)-2
11/28	W	68-61	Oklahoma-2
12/4	W	90-59	at Wake Forest
12/7	W	91-65	Furman
12/14	W	86-31	Western Carolina
12/18	W OT	82-78	UCLA
12/20	W	88-67	Western Kentucky-3
12/30	W	106-35	South Carolina State
1/2	L	63-77	at Clemson
1/4	W	103-77	Florida State
1/8	W	69-48	at Georgia Tech
1/12	W	83-74	Duke
1/15	L 3OT	100-105	Virginia
1/18	L	62-84	at Maryland
1/22	W	67-64	NC State
1/25	W	78-53	Wake Forest
1/30	W	74-45	Coastal Carolina
2/1	W	80-59	Clemson
2/4	W	75-58	at Florida State
2/8	W	85-58	Georgia Tech**
2/12	L	70-83	at Duke
2/15	W 2OT	85-84	at Virginia

History and Records

All-time Results

2/20	W	71-52	Maryland
2/22	L	57-60	at NC State
2/27	W	76-56	Virginia-4
2/28	W	56-52	Duke-4
3/1	W	81-50	Clemson-4
3/13	W	91-71	Howard-5
3/15	W	85-72	Florida International-5
3/21	W	80-74	Illinois-6
3/23	L	70-76	Tennessee-6

** Home games played at the Dean E. Smith Center

1-Hall of Fame Tipoff Classic, Champaign, Ill.; 2-LMU Furama Hotel Thanksgiving Classic, Los Angeles, Calif.; 3-Myrtle Beach, S.C.; 4-ACC Tournament, Charlotte, N.C.; 5-NCAA First and Second Rounds, Chapel Hill; 6-NCAA MidEast Region Semifinal and Final, Nashville, Tenn.

1998-99: 28-8 Overall, 11-5 ACC

NCAA Tournament Sweet 16

ACC Regular Season Finish: Tied for third

ACC Tournament Finish: Runner-up

11/13	W	85-71	Akron
11/15	W	76-58	Kansas-1
11/17	W	85-68	Syracuse
11/19	W	88-43	UNC Wilmington
11/21	W	82-50	Fordham
11/27	W	77-67	St. John's-2
11/28	L	68-86	UCLA-2
11/29	W	75-72	at Hawaii-2
12/3	W	85-68	Georgia Tech
12/5	W OT	112-101	at Florida State
12/7	W	77-46	Marshall
12/13	W	95-63	Tennessee State
12/17	W	89-66	at Holy Cross
12/20	W	90-75	Alabama-3
12/29	W	100-62	George Mason
12/31	W	93-50	Hampton
1/2	W	100-75	at Wake Forest
1/4	W	87-76	Clemson
1/7	L	70-87	at NC State
1/10	W	87-58	Maryland
1/18	W	79-68	at Virginia
1/22	L	71-93	Duke
1/24	L	84-91	at Georgia Tech
1/28	W	87-76	Florida State
1/31	W	88-66	Wake Forest
2/3	W	76-72	at Clemson
2/7	L	71-79	NC State
2/11	W	78-63	at Maryland
2/14	W OT	82-80	Virginia
2/21	L	78-88	at Duke
2/27	W	87-71	Georgia Tech-4
2/28	W	83-70	Virginia-4
3/1	L	72-87	Clemson-4
3/12	W	64-55	Northeastern-5
3/14	W	70-56	Alabama-5
3/20	L	59-82	Purdue-6

1-State Farm Tip-off Classic, West Lafayette, Ind.; 2-Rainbow Wahine Classic, Honolulu, Hawaii; 3-ACC-SEC Challenge, Myrtle Beach, S.C.; 4-ACC Tournament, Charlotte, N.C.; 5-NCAA First and Second Rounds, Chapel Hill; 6-NCAA Midwest Region Semifinal, Normal, Ill.

1999-2000: 20-13 Overall, 8-8 ACC

NCAA Tournament Sweet 16

ACC Regular Season Finish: Seventh

ACC Tournament Finish: Runner-up

11/20	L	65-69	UCLA-1
11/23	W	66-49	East Carolina
11/26	W	82-55	East Tennessee State
11/28	W	72-68	Arizona State
12/2	W	92-79	at Maryland
12/4	L	86-99	Notre Dame-2
12/5	W	106-80	at Richmond-2
12/7	W	74-55	Georgia Southern

12/11	W	77-58	Radford
12/19	W	82-65	Michigan State-3
12/30	W	70-65	California
1/3	L	72-79	NC State
1/6	L	68-87	at Virginia
1/10	L	59-60	Clemson
1/13	L	44-55	at Georgia Tech
1/16	L	56-69	at Wake Forest
1/20	W	77-67	Florida State
1/23	L	67-79	at Iowa State-4
1/27	L	58-101	at Duke
1/30	W	54-49	Maryland
2/3	L	76-86	at NC State
2/7	W OT	66-63	Virginia
2/10	L	65-69	at Clemson
2/13	W	85-62	Georgia Tech
2/17	W	75-69	Wake Forest
2/22	W	78-74	at Florida State
2/27	W	73-64	Duke
3/4	W	56-54	Clemson-5
3/5	W	67-63	Virginia-5
3/6	L	76-79	Duke-5
3/18	W	62-57	Maine-6
3/20	W	83-50	Rice-6
3/25	L	57-83	Georgia-7

1-Secret Four in the Fall, Lubbock, Texas; 2-Wachovia Women's Invitational Tournament, Richmond, Va.; 3-ACC/Big Ten Challenge, Myrtle Beach, S.C.; 4-ACC/Big 12 Challenge, Ames, Iowa; 5-ACC Tournament, Charlotte, N.C.; 6-NCAA First and Second Rounds, Santa Barbara, Calif.; 7-NCAA West Region Semifinal, Portland, Ore.

2000-01: 15-14 Overall, 7-9 ACC

ACC Regular Season Finish: Seventh

ACC Tournament Finish: Quarterfinals

11/17	L	89-95	at Buffalo
11/19	W	81-68	at Syracuse
11/21	W	101-33	North Carolina A&T
11/25	L	77-91	Old Dominion**
11/27	W	84-63	East Tennessee State
12/3	L	55-78	Notre Dame-1
12/9	W	87-69	Maryland
12/16	W	71-48	Winthrop
12/21	W	74-68	South Carolina-2
12/28	W	77-58	Elon
1/2	L	75-82	Georgia Tech
1/4	L	71-73	at Wake Forest
1/8	W	71-70	at Clemson
1/11	L	76-78	Virginia
1/14	W OT	83-77	NC State**
1/18	W	75-62	at Florida State
1/21	L	77-94	Oklahoma-3
1/25	L OT	85-92	Duke
1/28	L	53-55	at Maryland
2/1	W	85-63	at Georgia Tech
2/4	W	72-60	Wake Forest
2/8	W 2OT	100-99	Clemson
2/11	L	73-76	at Virginia
2/14	W	72-54	Coastal Carolina
2/18	L OT	78-80	Florida State
2/22	L	73-84	at NC State
2/26	L	67-72	at Duke
3/2	W	79-64	Georgia Tech-4
3/3	L	57-75	Clemson-4

**Home games played at the Dean E. Smith Center

1-Honda Elite Classic, Orlando, Fla.; 2-ACC/SEC Challenge, Myrtle Beach, S.C.; 3-ACC/Big 12 Challenge, Chapel Hill; 4-ACC Tourn. Greensboro, N.C.

2001-02: 26-9 Overall, 11-5 ACC

NCAA Tournament Sweet 16

ACC Regular Season Finish: Second

ACC Tournament Finish: Runner-up

11/9	W	77-59	George Mason-1
------	---	-------	----------------

11/11	W	89-69	Evansville-1
11/15	L	74-97	at Connecticut-2
11/20	W	100-44	Western Carolina
11/23	W	117-57	Howard-3
11/24	W	84-43	at Winthrop-3
11/28	W	102-64	Kentucky
12/2	W	95-85	at Old Dominion
12/5	W	90-68	Wake Forest
12/8	W	99-69	Richmond
12/20	L	53-85	South Carolina-4
12/30	W	85-58	Maryland
1/2	W	93-81	at Florida State
1/5	W	76-47	Lehigh
1/7	W	90-67	Tennessee-Martin
1/10	L	63-66	NC State**
1/13	W	89-85	at Clemson
1/17	L	62-81	Georgia Tech
1/21	L	64-65	at Wake Forest
1/24	L	82-102	at Duke
1/27	W	79-64	Virginia
1/31	W	68-57	at Maryland
2/4	W	93-63	Florida State
2/6	W	49-45	Villanova
2/10	W	80-71	at NC State
2/14	W	86-76	Clemson
2/17	W	71-62	at Georgia Tech
2/21	W	78-68	at Virginia
2/24	L	75-90	Duke
3/2	W	78-53	Maryland-5
3/3	W	58-52	NC State-5
3/4	L	80-87	Duke-5
3/16	W	85-58	Harvard-6
3/18	W	72-69	Minnesota-6
3/23	L	61-70	Vanderbilt-7

** Home game played at the Dean E. Smith Center

1-Preseason WNIT, Chapel Hill; 2-Preseason WNIT Semifinals, Storrs, Conn.; 3-Lady Eagles Classic, Rock Hill, S.C.; 4-Myrtle Beach, S.C.; 5-ACC Tournament, Greensboro, N.C.; 6-NCAA First and Second Rounds, Chapel Hill; 7-NCAA Midwest Region Semifinal, Ames, Iowa

2002-03: 28-6 Overall, 13-3 ACC

NCAA Tournament Second Round

ACC Regular Season Finish: Second

ACC Tournament Finish: Runner-up

11/22	W	68-46	Davidson
11/24	W	106-40	East Tennessee State
11/29	W	82-66	DePaul-1
11/30	L	63-66	Oklahoma-1
12/1	W	61-50	at Hawaii-1
12/5	W	80-44	Appalachian State**
12/8	W	90-54	Old Dominion
12/17	W	83-50	Elon
12/20	W	78-69	South Carolina-2
12/29	W	84-49	Charleston Southern
12/31	W	80-42	American
1/2	W	72-67	at Georgia Tech
1/5	W	80-59	NC State
1/9	W	86-56	Wake Forest
1/12	W	74-53	at Florida State
1/16	W	77-55	at Clemson
1/20	L OT	67-78	Duke
1/23	W	79-76	at Western Michigan
1/27	W	83-82	at Maryland
1/30	W	74-54	Virginia
2/2	W	76-64	Georgia Tech
2/7	W	66-63	at NC State
2/9	W	67-57	at Wake Forest
2/13	W	72-56	Florida State
2/16	W	70-66	Clemson
2/20	L	63-97	at Duke
2/24	W	80-48	Coastal Carolina
2/27	W	94-77	Maryland
3/2	L	59-69	at Virginia

History and Records

All-time Results

3/8	W	80-71	Clemson-3
3/9	W	88-78	Virginia-3
3/10	L	59-77	Duke-3
3/22	W	72-70	Austin Peay-4
3/24	L	67-86	at Colorado-4

**Home game played at the Dean E. Smith Center

1-Rainbow Wahine Classic, Honolulu, Hawaii; 2-Myrtle Beach, S.C.; 3-ACC Tourn., Greensboro, N.C.; 4-NCAA Tournament. First and Second Rounds, Boulder, Colo.

2003-04: 24-7 Overall, 12-4 ACC

NCAA Tournament First Round

ACC Regular Season Finish: Second

ACC Tournament Finish: Runner-up

11/21	W	80-44	St. Francis (Pa.)
11/23	W	92-45	Hofstra
11/25	W	75-59	at Kentucky
11/29	W	76-34	UMBC
12/3	W	101-63	Tennessee-Martin
12/5	W	90-51	South Carolina State
12/7	L	68-73	at Old Dominion
12/13	W	94-40	Wofford
12/17	W	81-52	Western Michigan
12/20	W	77-53	South Carolina-1
12/30	W	73-60	Penn State
1/2	W	90-79	Wake Forest
1/4	W	72-47	Clemson
1/8	W	58-57	at NC State
1/11	L	57-79	at Duke
1/19	W	72-59	at Maryland
1/22	W	63-56	Georgia Tech
1/26	L	67-69	at Wake Forest
1/29	W	75-70	at Virginia
2/1	W	66-60	Florida State
2/5	W	72-41	at Clemson
2/8	L	54-62	NC State
2/14	L	79-89	Duke**
2/19	W	79-64	Maryland
2/23	W	58-46	at Georgia Tech
2/26	W	71-58	at Florida State
2/29	W	70-64	Virginia
3/6	W	64-45	Virginia-2
3/7	W	75-64	NC State-2
3/8	L	47-63	Duke-2
3/21	L	62-67	Middle Tennessee-3

** Home game played at the Dean E. Smith Center

1-Myrtle Beach, S.C.; 2-Atlantic Coast Conference Tournament, Greensboro, N.C.; 3-NCAA First Round, South Bend, Ind.

2004-05: 30-4 Overall, 12-2 ACC

NCAA Tournament Elite Eight

ACC Regular Season Finish: Tied for first

ACC Tournament Finish: Champion

11/19	W	88-40	Elon
11/21	W	71-65	Connecticut-1
11/23	W	88-33	Charleston Southern
11/27	W	63-56	Villanova-2
11/28	W	84-76	at UNLV-2
12/1	W	89-51	Wofford
12/2	W	96-36	Tennessee-Martin
12/5	L	71-77	at Penn State
12/12	W	94-52	Coastal Carolina
12/19	W	79-44	Georgia State-3
12/28	W	91-45	Lipscomb
12/30	W	79-55	Old Dominion**
1/6	W	79-29	Winthrop
1/9	L	77-92	at Maryland
1/14	W	77-75	at NC State
1/17	W	83-52	Miami
1/20	L OT	73-79	at Florida State
1/24	W	56-51	Duke**
1/27	W	83-61	Wake Forest
1/30	W	55-41	at Georgia Tech
2/4	W	99-55	Clemson

2/7	W	76-56	at Virginia
2/11	W	93-67	Virginia Tech
2/16	W	78-69	at Wake Forest
2/20	W OT	75-72	NC State**
2/24	W	89-60	Virginia
2/27	W	77-68	at Duke
3/5	W	64-57	Miami-4
3/6	W	78-72	Virginia-4
3/7	W	88-67	Duke-4
3/20	W	97-62	Coppin State-5
3/22	W	71-47	George Washington-5
3/26	W	79-72	at Arizona State-6
3/28	L	63-72	Baylor-6

** Home game played at the Dean E. Smith Center

1-Jimmy V Classic, Raleigh, N.C.; 2-UNLV Lady Rebel Shoot-out, Las Vegas, Nev.; 3-Myrtle Beach, S.C.; 4-ACC Tournament, Greensboro, N.C.; 5-NCAA First and Second Rounds, Chapel Hill; NCAA Regionals, Tempe, Ariz.

2005-06: 33-2 Overall, 13-1 ACC

NCAA Tournament Final Four

ACC Regular Season Finish: Champion

ACC Tournament Finish: Champion

11/18	W	86-48	Davidson
11/21	W	87-36	Liberty
11/25	W	79-72	Arizona State-1
11/26	W	77-54	TCU-1
11/29	W	83-43	UNC Asheville
12/1	W	92-38	Charleston Southern
12/2	W	71-47	South Florida
12/5	W	77-54	at Connecticut
12/8	W	87-50	Wofford
12/17	W	98-41	Coastal Carolina
12/20	W	87-67	Vanderbilt-2
12/29	W OT	88-80	at Old Dominion
12/31	W	101-48	College of Charleston
1/6	W	102-61	Clemson
1/9	W	90-57	at Miami
1/15	W	65-53	at NC State
1/18	W	85-56	Georgia Tech
1/22	W	68-51	Florida State
1/27	W	91-57	at Wake Forest
1/29	W	74-70	at Duke
2/2	W	75-58	NC State
2/5	W	75-56	at Georgia Tech
2/9	L OT	95-98	Maryland
2/12	W	72-60	at Virginia
2/17	W	84-75	at Virginia Tech
2/20	W	69-62	Boston College
2/25	W	77-65	Duke
3/3	W	82-56	Virginia-3
3/4	W	90-69	NC State-3
3/5	W	91-80	Maryland-3
3/18	W	75-51	UC Riverside-4
3/20	W	89-70	at Vanderbilt-4
3/26	W	70-68	Purdue-5
3/28	W	75-63	Tennessee-5
4/2	L	70-81	Maryland-6

1-Caribbean Classic, Cancun, Mexico; 2-Myrtle Beach, S.C.;

3-ACC Tournament, Greensboro, N.C.; 4-NCAA First and Second Rounds, Nashville, Tenn.; 5-NCAA Regional Semifinals and Final, Cleveland, Ohio; 6-NCAA Final Four, Boston, Mass.

2006-07: 34-4 Overall, 11-3 ACC

NCAA Tournament Final Four

ACC Regular Season Finish: Second

ACC Tournament Finish: Champion

11/10	W	96-35	East Tennessee State
11/12	W	83-32	Winston-Salem State
11/17	W	90-36	Elon
11/24	W	99-38	Sacramento State-1
11/25	W	101-63	Gonzaga-1
11/26	W	94-69	Arkansas-1
11/30	W	103-48	UNC Greensboro

12/3	W	70-57	Tennessee
12/6	W	95-36	Wofford
12/10	W	87-58	Western Carolina
12/16	W	92-42	South Carolina State
12/18	W	87-48	Coastal Carolina-2
12/20	W	87-43	St. John's-2
12/28	W	87-40	Delaware State
12/30	W	93-52	Tennessee Tech
1/2	W	69-57	at Georgia Tech
1/4	W	102-68	Virginia Tech
1/8	W	96-62	Virginia
1/11	W	100-65	at Clemson
1/15	W	82-76	Connecticut
1/18	W	78-31	Georgia Tech
1/21	W	86-65	NC State
1/28	W	84-71	at Maryland
2/1	W	82-60	at Boston College
2/8	L	53-64	Duke
2/12	W	80-59	at Florida State
2/16	L	65-72	at NC State
2/18	W	93-70	Miami
2/22	W	96-47	Wake Forest
2/25	L	62-67	at Duke
3/2	W	90-60	Virginia Tech-3
3/3	W	78-72	Maryland-3
3/4	W	60-54	NC State-3
3/18	W	95-38	Prairie View A&M-4
3/20	W	60-51	Notre Dame-4
3/25	W	70-56	George Washington-5
3/27	W	84-72	Purdue-5
4/1	L	50-56	Tennessee-6

1-Rainbow Wahine Classic, Honolulu; 2-Myrtle Beach, S.C.;

3-ACC Tournament, Greensboro, N.C.; 4-NCAA First and Second Rounds, Pittsburgh, Pa.; 5-NCAA Regionals, Dallas, Texas; 6-NCAA Final Four, Cleveland, Ohio

2007-08: 33-3 Overall, 14-0 ACC

NCAA Tournament Regional Final

ACC Regular Season Finish: Champion

ACC Tournament Finish: Champion

11/9	W	109-32	North Carolina Central
11/11	W	75-60	Arizona State-1
11/13	W	98-53	Elon
11/16	W	92-63	Coppin State-2
11/18	W	97-72	Syracuse-2
11/19	W	99-64	Georgia State
11/25	W	77-36	Furman
11/27	W	102-58	College of Charleston
11/29	W	90-72	Purdue-3
12/2	L	79-83	at Tennessee
12/9	W	102-42	Wofford
12/17	W	82-58	at Coastal Carolina
12/20	W	93-60	vs. Western Kentucky-4
12/30	W	88-67	Liberty
1/5	W	99-78	Georgia Tech
1/10	W	79-59	at Virginia Tech
1/13	W	79-70	at NC State
1/17	W	87-59	Boston College
1/21	L	71-82	at Connecticut
1/26	W 2OT	97-86	Maryland
1/31	W	76-55	at Wake Forest
2/4	W	93-76	at Duke
2/7	W	79-47	Clemson
2/10	W	75-61	at Georgia Tech
2/15	W	90-82	at Virginia
2/17	W	97-77	Florida State
2/21	W	79-61	at Miami
2/25	W	85-79	NC State
3/2	W	82-51	Duke
3/7	W	97-77	vs. Clemson-5
3/8	W	80-65	vs. Virginia-5
3/9	W	86-73	vs. Duke-5
3/23	W	85-50	vs. Bucknell-6
3/25	W	80-66	vs. Georgia-6

History and Records

All-time Results

3/29 W 78-74 vs. Louisville-7
 3/31 L 50-56 vs. LSU-7
 1-State Farme Tip-Off Classic, Dean E. Smith Center; 2-WNIC, Chapel Hill; 3-Big/Ten ACC Challenge; 4-Myrtle Beach, S.C.; 5-ACC Tournament, Greensboro, N.C.; 6-NCAA First and Second Rounds, Norfolk, Va.; 7-NCAA Regionals, New Orleans, La.

2008-09: 28-7 Overall, 10-4 ACC

NCAA Tournament Second Round

ACC Regular Season Finish: Fourth

ACC Tournament Finish: Semifinals

11/14 W 90-56 Western Carolina-1
 11/16 W 77-65 VCU-1
 11/17 W 102-68 Kennesaw State
 11/19 W 73-67 Xavier-1
 11/23 W 80-79 at Oklahoma-1
 11/25 W 96-42 Wofford
 11/28 W 98-62 vs. Pacific-2
 11/29 W 82-78 vs. Oregon State-2
 12/3 W 72-63 at Ohio State-3
 12/13 W 95-44 Coastal Carolina
 12/15 W 105-49 Arkansas-Pine Bluff
 12/20 W 68-59 vs. Illinois-4
 12/28 W 102-55 Western Michigan
 12/30 W 93-61 Austin Peay
 1/8 W 83-74 at Clemson
 1/11 W OT 75-66 NC State
 1/16 W 103-74 Virginia
 1/19 L 58-88 Connecticut
 1/22 L 62-66 at Georgia Tech
 1/25 L 71-77 at Maryland
 1/29 W 77-66 Wake Forest
 2/1 W 98-45 North Carolina Central
 2/5 W 93-77 Virginia Tech
 2/9 W 75-60 Duke
 2/13 L 70-77 at Florida State
 2/15 W 73-50 Georgia Tech
 2/19 W 92-68 at Boston College
 2/23 W 74-57 at NC State
 2/26 L 90-76 at Miami
 3/1 L OT 79-81 at Duke
 3/6 W 74-55 vs. Clemson-5
 3/7 L 84-95 vs. Maryland-5
 3/15 W 75-69 South Dakota
 3/21 W 85-80 vs. UCF-6
 3/23 L 70-85 vs. Purdue-6

1-WNIC; 2-Junkanoo Jam, Grand Bahama Island; 3-ACC/Big Ten Challenge; 4-Myrtle Beach, S.C.; 5-ACC Tournament, Greensboro, N.C.; 6-NCAA First and Second Rounds, Chattanooga, Tenn.

2009-10: 19-12 Overall, 6-8 ACC

NCAA Tournament First Round

ACC Regular Season Finish: Eighth

ACC Tournament Finish: First Round

11/13 W 88-57 College of Charleston
 11/18 W 88-49 Coastal Carolina
 11/22 W 78-68 at UNLV
 11/25 W 92-37 Presbyterian College
 11/29 W 76-67 Charleston Southern
 12/3 L 66-72 at Michigan State-1
 12/6 W 83-73 St. John's
 12/8 W 74-48 Radford
 12/13 W 81-65 Gardner-Webb
 12/20 W 93-85 vs. South Carolina-2
 12/29 W 89-44 Kennesaw State
 12/31 W 104-65 East Tennessee State
 1/2 W 101-38 Winston-Salem State
 1/6 W 89-78 Georgia Tech
 1/9 L 47-88 at Connecticut
 1/14 L 64-79 at Virginia Tech
 1/17 W 75-64 Maryland
 1/22 W 79-61 Clemson

1/25 W 81-69 at NC State
 2/1 L 73-83 Florida State
 2/4 L 69-80 at Miami
 2/8 L 51-79 at Duke
 2/11 L 62-69 Boston College
 2/15 L 2OT 78-82 at Virginia
 2/18 W OT 65-69 at Wake Forest
 2/21 L 63-74 NC State
 2/26 L 57-64 at Georgia Tech
 2/28 W 64-54 Duke
 3/4 L 77-83 vs. Maryland-3
 3/14 W 88-66 North Carolina Central
 3/20 L 76-82 vs. Gonzaga-4
 1-ACC/Big Ten Challenge; 2-Myrtle Beach, S.C.; 3-ACC Tournament, Greensboro, N.C.; 4-NCAA First Round, Seattle, Wash.

2010-11: 28-9 Overall, 8-6 ACC

NCAA Tournament Regional Semifinals

ACC Regular Season Finish: Sixth

ACC Tournament Finish: Runner-Up

11/12 W 110-41 North Florida
 11/17 W 76-47 Robert Morris
 11/19 W 93-37 Coastal Carolina
 11/21 W 93-36 Western Carolina
 11/26 W 93-55 Washington State-1
 11/27 W 87-58 Illinois-1
 11/28 W 91-57 at Hawaii-1
 12/2 W 79-67 Iowa-2
 12/8 W 87-47 ETSU
 12/12 W 78-66 UNLV
 12/19 W 75-51 vs. South Carolina-3
 12/28 W 75-49 College of Charleston
 12/31 W 83-62 at Gardner-Webb
 1/3 W 97-40 North Carolina Central
 1/6 L 70-71 at Georgia Tech
 1/9 W 84-83 at Boston College
 1/14 W 83-76 NC State
 1/17 L 57-83 Connecticut
 1/20 W 71-56 Wake Forest
 1/23 L 65-88 at Maryland
 1/28 W 64-52 Virginia
 1/30 W 76-51 Virginia Tech
 2/2 W 84-75 at Florida State
 2/7 W 62-60 Duke
 2/10 W 60-47 at Clemson
 2/13 L 66-78 Miami
 2/21 L 72-88 at NC State
 2/24 L 57-64 Georgia Tech
 2/27 L 58-66 at Duke
 3/3 W 78-64 vs. Clemson-4
 3/4 W 78-65 vs. Florida State-4
 3/5 W 83-57 vs. Miami-4
 3/6 L 66-81 vs. Duke-4
 3/13 W 98-52 Kennesaw State
 3/19 W 82-68 vs. Fresno State-5
 3/21 W 86-74 vs. Kentucky-5
 3/26 L 65-72 vs. Stanford-6

1-Rainbow Wahine Showdown, Honolulu; 2-ACC/Big Ten Challenge; 3-Myrtle Beach, S.C.; 4-ACC Tournament, Greensboro, N.C.; 5-NCAA First and Second Rounds, Albuquerque, N.M.; 6-NCAA Regionals, Spokane, Wash.

2011-12: 20-11 Overall, 9-7 ACC

ACC Regular Season Finish: Fifth

ACC Tournament Finish: Quarterfinalist

11/12 W 109-44 Gardner-Webb
 11/13 W 91-34 USC Upstate
 11/16 W 91-35 UNC Greensboro
 11/22 W 61-38 Presbyterian College
 11/27 W 76-62 Kennesaw State
 11/30 L 84-103 at Penn State-1
 12/7 W 95-53 Lipscomb
 12/11 W 93-77 East Tennessee State
 12/18 L 48-79 vs. South Carolina-2

12/20 W 65-61 vs. East Carolina-2
 12/29 W 74-21 Savannah State
 12/30 W 79-42 North Carolina Central
 1/2 W 65-63 Miami
 1/5 W 2OT 78-73 at Virginia
 1/8 L OT 72-78 Maryland
 1/12 L 47-52 Clemson
 1/16 L 35-86 at Connecticut
 1/19 W 56-37 at Virginia Tech
 1/22 W 60-50 at NC State
 1/25 W 77-46 Boston College
 1/29 W 75-71 at Wake Forest
 2/3 W 64-56 Virginia
 2/6 L 56-96 at Duke
 2/8 L 37-61 at Miami
 2/12 L 54-56 Georgia Tech
 2/15 W 71-66 at Florida State
 2/19 W 68-59 NC State
 2/24 L 64-84 at Maryland
 2/26 L 63-69 Duke
 3/1 W 90-51 vs. Clemson-3
 3/2 L 53-54 vs. Georgia Tech-3

1-ACC/Big Ten Challenge; 2-Myrtle Beach, S.C.; 3-ACC Tournament, Greensboro, N.C.

2012-13: 29-7 Overall, 14-4 ACC

ACC Regular Season Finish: Tied for second

ACC Tournament Finish: Runner-up

11/9 W 70-59 Davidson-1
 11/11 W 62-58 Duquesne-1
 11/14 W 63-48 Georgetown-1
 11/18 W 77-64 at Iowa-1
 11/24 W 85-55 La Salle
 11/25 W 101-42 UNC Asheville
 11/28 W 57-54 Ohio State-2
 12/2 L 57-102 at Tennessee
 12/5 W 64-44 Radford
 12/12 W 49-21 North Carolina Central
 12/16 W 75-49 at Coastal Carolina
 12/19 W 76-67 vs. East Carolina-3
 12/28 W 85-44 East Tennessee State
 12/30 W 65-58 at Clemson
 1/3 W 60-57 Maryland
 1/6 W 48-45 Virginia Tech
 1/10 W 70-66 at NC State
 1/13 W 79-58 Georgia Tech
 1/17 W 71-60 Virginia
 1/24 L 59-85 at Maryland
 1/27 W 64-62 at Miami
 1/31 W 72-62 Florida State
 2/3 L 63-84 Duke
 2/7 W 80-52 at Boston College
 2/10 W 60-58 at Georgia Tech
 2/14 W 76-56 Wake Forest
 2/17 L 73-80 at Florida State
 2/22 W 72-50 at Virginia Tech
 2/24 W 68-58 NC State
 2/28 W 85-57 Boston College
 3/3 L 58-65 at Duke
 3/8 W 62-57 vs. Boston College-4
 3/9 W 72-65 vs. Maryland-4
 3/10 L 73-92 vs. Duke-4
 3/24 W 59-54 vs. Albany-5
 3/26 L 69-78 at Delaware-5

1-Preseason WNIT; 2-ACC/Big Ten Challenge; 3-Myrtle Beach, S.C.; 4-ACC Tournament, Greensboro, N.C.; 5-NCAA First and Second Rounds, Newark, Del.

Date	W/L	Score	Opponent	Round	Site
1983 • Mideast Region • #7 seed • At-large bid					
3/19/83	L	70-72	#2 Georgia	First Round	Athens, Ga.
1984 • East Region • #2 seed • Automatic bid					
3/16/84	W(ot)	81-79	#7 St. John's	First Round	Chapel Hill
3/22/84	L	72-73	#3 Cheyney	Regional Semifinal	Norfolk, Va.
1985 • East Region • #6 seed • At-large bid					
3/17/85	L	79-98	#3 Penn State	First Round	University Park, Pa.
1986 • West Region • #4 seed • At-large bid					
3/15/86	W	82-76	#5 UNLV	Second Round	Chapel Hill
3/20/86	L	70-84	#1 Southern Cal	Regional Semifinal	Long Beach, Calif.
1987 • Mideast Region • #4 seed • At-large bid					
3/14/87	L	58-76	#5 Old Dominion	Second Round	Chapel Hill
1992 • East Region • #7 seed • At-large bid					
3/18/92	W	60-54	#10 Old Dominion	First Round	Chapel Hill
3/21/92	L	72-86	#2 Miami	Second Round	Miami, Fla.
1993 • Mideast Region • #4 seed • At-large bid					
3/21/93	W(ot)	74-73	Alabama	Second Round	Chapel Hill
3/25/93	L	54-74	#1 Tennessee	Regional Semifinal	Iowa City, Iowa
1994 • East Region • #3 seed • Automatic bid as ACC Champion					
3/16/94	W	101-53	#14 Georgia Southern	First Round	Chapel Hill
3/20/94	W	63-52	#6 Old Dominion	Second Round	Chapel Hill
3/24/94	W	73-69	#2 Vanderbilt	Regional Semifinal	Piscataway, N.J.
3/26/94	W	81-69	#1 Connecticut	Regional Final	Piscataway, N.J.
4/2/94	W	89-74	#1 Purdue	National Semifinal	Richmond, Va.
4/3/94	W	60-59	#4 Louisiana Tech	National Championship	Richmond, Va.
1995 • West Region • #3 seed • Automatic bid as ACC Champion					
3/16/95	W	89-48	#14 Western Illinois	First Round	Chapel Hill
3/18/95	W	59-45	#6 Seton Hall	Second Round	Chapel Hill
3/23/95	L	71-81	#2 Stanford	Regional Semifinal	Los Angeles, Calif.
1997 • East Region • #1 seed • Automatic bid as ACC Champion					
3/14/97	W	78-53	#16 Harvard	First Round	Chapel Hill
3/16/97	W(ot)	81-71	#8 Michigan State	Second Round	Chapel Hill
3/22/97	L	46-55	#5 George Washington	Regional Semifinal	Columbia, S.C.
1998 • Mideast Region • #2 seed • Automatic bid as ACC Champion					
3/13/98	W	91-71	#15 Howard	First Round	Chapel Hill
3/15/98	W	85-72	#7 Florida International	Second Round	Chapel Hill
3/21/98	W	80-74	#3 Illinois	Regional Semifinal	Nashville, Tenn.
3/23/98	L	70-76	#1 Tennessee	Regional Final	Nashville, Tenn.
1999 • Midwest Region • #4 seed • At-large bid					
3/12/99	W	64-55	#13 Northeastern	First Round	Chapel Hill
3/14/99	W	70-56	#5 Alabama	Second Round	Chapel Hill
3/20/99	L	59-82	#1 Purdue	Regional Semifinal	Normal, Ill.
2000 • West Region • #5 seed • At-large bid					
3/18/00	W	62-57	#12 Maine	First Round	Santa Barbara, Calif.
3/20/00	W	83-50	#13 Rice	Second Round	Santa Barbara, Calif.
3/25/00	L	57-83	#1 Georgia	Regional Semifinal	Portland, Ore.
2002 • Midwest Region • #4 seed • At-large bid					
3/16/02	W	85-58	#13 Harvard	First Round	Chapel Hill
3/18/02	W	72-69	#5 Minnesota	Second Round	Chapel Hill
3/23/02	L	61-70	#1 Vanderbilt	Regional Semifinal	Ames, Iowa
2003 • Mideast Region • #3 seed • At-large bid					
3/22/03	W	72-70	#14 Austin Peay	First Round	Boulder, Colo.
3/24/03	L	67-86	#6 Colorado	Second Round	Boulder, Colo.
2004 • East Region • #4 seed • At-large bid					
3/21/04	L	62-67	#13 Middle Tennessee	First Round	South Bend, Ind.
2005 • Tempe Region • #1 seed • Automatic bid as ACC Champion					
3/20/05	W	97-62	#16 Coppin State	First Round	Chapel Hill
3/22/05	W	71-47	#3 George Washington	Second Round	Chapel Hill
3/26/05	W	79-72	#5 Arizona State	Regional Semifinal	Tempe, Ariz.
3/28/05	L	63-72	#2 Baylor	Regional Final	Tempe, Ariz.
2006 • Cleveland Region • #1 seed • Automatic bid as ACC Champion					
3/18/06	W	75-51	#16 UC Riverside	First Round	Nashville, Tenn.
3/20/06	W	89-70	#8 Vanderbilt	Second Round	Nashville, Tenn.
3/26/06	W	70-68	#4 Purdue	Regional Semifinal	Cleveland, Ohio
3/28/06	W	75-63	#2 Tennessee	Regional Final	Cleveland, Ohio
4/2/06	L	70-81	#2 Maryland	National Semifinal	Boston, Mass.
2007 • Dallas Region • #1 seed • Automatic bid as ACC Champion					
3/18/07	W	95-38	#16 Prairie View A&M	First Round	Pittsburgh, Pa.
3/20/07	W	60-51	#9 Notre Dame	Second Round	Pittsburgh, Pa.
3/25/07	W	70-56	#5 George Washington	Regional Semifinal	Dallas, Texas
3/27/07	W	84-72	#2 Purdue	Regional Final	Dallas, Texas
4/1/07	L	50-56	#1 Tennessee	National Semifinal	Cleveland, Ohio
2008 • New Orleans Region • #1 seed • Automatic bid as ACC Champion					
3/23/08	W	85-50	#16 Bucknell	First Round	Norfolk, Va.
3/25/08	W	80-66	#8 Georgia	Second Round	Norfolk, Va.
3/29/08	W	78-74	#4 Louisville	Regional Semifinal	New Orleans, La.
3/31/08	L	50-56	#2 LSU	Regional Final	New Orleans, La.
2009 • Oklahoma City Region • #3 seed • At-large bid					
3/21/09	W	85-80	#14 UCF	First Round	Chattanooga, Tenn.
3/23/09	L	70-85	#6 Purdue	Second Round	Chattanooga, Tenn.
2010 • Sacramento Region • #10 seed • At-large bid					
3/21/10	L	76-82	#7 Gonzaga	First Round	Seattle, Wash.
2011 • Spokane Region • #5 seed • At-large bid					
3/19/11	W	82-68	#12 Fresno State	First Round	Albuquerque, N.M.
3/21/11	W	86-74	#4 Kentucky	Second Round	Albuquerque, N.M.
3/26/11	L	65-72	#1 Stanford	Regional Semifinal	Spokane, Wash.
2013 • Bridgeport Region • #3 seed • At-large bid					
3/24/13	W	59-54	#14 Albany	First Round	Newark, Del.
3/26/13	L	69-78	#6 Delaware	Second Round	Newark, Del.

Overall NCAA Tournament record: 42-23 (24 appearances)
 NCAA Tournament record under Sylvia Hatchell: 40-19 (20 appearances)

NCAA Tournament Notes


• North Carolina has played in the NCAA Tournament as a No. 1 seed five times in school history and four seasons in a row from 2005-08. Carolina sports an all-time record of 16-5 as a top seed, including four wins and trips to the Final Four in 2006 and 2007.

• Carolina was the only team in the country to earn a No. 1 seed in the NCAA Tournament each season from 2005-08.

• UNC was in the 2008 tournament as an automatic qualifier for the fourth straight season and the eighth time overall. Carolina's first trip to the tournament as an automatic qualifier was in 1994 when the Tar Heels won the NCAA title.

• Carolina has advanced to at least the regional semifinal game in 13 of its last 18 NCAA Tournament appearances, most recently in 2011. The Tar Heels lost in the second round in 2003, 2009 and 2013 and the first round in 2004 and 2010. Between 1992 and 2002, UNC made nine trips to the NCAA Tournament and reached the Sweet 16 each time.





2008 ACC Champions

March 6-9, 2007

Greensboro, N.C.

No. 1 seed

Quarterfinal: UNC 97, Clemson 77

Semifinal: UNC 80, Virginia 65

Final: UNC 86, Duke 73

Tournament MVP: Erlana Larkins

All-ACC Tournament: Erlana Larkins,
Rashanda McCants, LaToya Pringle, Cetera
DeGraffenreid (second team)

Head Coach: Sylvia Hatchell



2007 ACC Champions

March 1-4, 2007

Greensboro, N.C.

No. 2 seed

Quarterfinal: UNC 90, Virginia Tech 60

Semifinal: UNC 78, Maryland 72

Final: UNC 60, NC State 54

Tournament MVP: Ivory Latta

All-ACC Tournament: Ivory Latta, Erlana
Larkins, Camille Little (second team)

Head Coach: Sylvia Hatchell



2006 ACC Champions

March 2-5, 2006

Greensboro, N.C.

No. 1 seed

Quarterfinal: UNC 82, Virginia 56

Semifinal: UNC 90, NC State 69

Final: UNC 91, Maryland 80

Tournament MVP: Ivory Latta

All-ACC Tournament: Ivory Latta, Camille
Little, Erlana Larkins, La'Tangela Atkinson
(second team)

Head Coach: Sylvia Hatchell



2005 ACC Champions

March 4-7, 2005

Greensboro, N.C.

No. 1 seed

Quarterfinal: UNC 64, Miami 57


Semifinal: UNC 78, Virginia 72

Final: UNC 88, Duke 67

Tournament MVP: Ivory Latta

All-ACC Tournament: Nikita Bell, Ivory Latta, Camille Little, Erlana Larkins (second team)

Head Coach: Sylvia Hatchell



1998 ACC Champions

Feb 26-March 1, 1998

Charlotte, N.C.

No. 4 seed

Quarterfinal: UNC 76, Virginia 56

Semifinal: UNC 56, Duke 52

Final: UNC 81, Clemson 50

Tournament MVP: Tracy Reid

All-ACC Tournament: Tracy Reid, Nikki Teasley, Chanel Wright, Juana Brown (second team)

Head Coach: Sylvia Hatchell



1997 ACC Champions

Feb. 27-March 2, 1997

Charlotte, N.C.

No. 1 seed

Quarterfinal: UNC 86, Wake Forest 60

Semifinal: UNC 66, Duke 55

Final: UNC 62, Clemson 58

Tournament MVP: Marion Jones

All-ACC Tournament: Marion Jones, Tracy Reid, Jessica Gaspar (second team), Chanel Wright (second team)

Head Coach: Sylvia Hatchell



1995 ACC Champions

March 2-5, 1995

Rock Hill, S.C.

No. 2 seed

First round: UNC 71, Wake Forest 51

Semifinal: UNC 90, NC State 71

Final: UNC 95, Duke 70

Tournament MVP: Charlotte Smith

All-ACC Tournament: Marion Jones, Charlotte Smith, Stephanie Lawrence (second team), Tracy Reid (second team)

Head Coach: Sylvia Hatchell



1994 ACC Champions

March 4-7, 1994

Rock Hill, S.C.

No. 2 seed

First round: UNC 78, Georgia Tech 55

Semifinal: UNC 65, Clemson 64

Final: UNC 77, Virginia 60

Tournament MVP: Charlotte Smith

All-ACC Tournament: Sylvia Crawley, Tonya Sampson, Charlotte Smith, Marion Jones (second team)

Head Coach: Sylvia Hatchell



1984 ACC Champions

March 2-4, 1984

Fayetteville, N.C.

No. 5 seed

First round: UNC 74, Clemson 73

Semifinal: UNC 96, Virginia 68

Final: UNC 99, NC State 76

Tournament MVP: Tresa Brown

All-ACC Tournament: Tresa Brown, Pam Hammond, Pam Leake

Head Coach: Jennifer Alley



1978: #4 seed

UNC 79, #5 Wake Forest 52
 #1 NC State 89, UNC 58

1979: #4 seed

UNC 86, #5 Virginia 51
 #1 Maryland 71, UNC 69

1980: #4 seed

UNC 85, #5 Duke 63
 #1 NC State 90, UNC 63

1981: #5 seed

#4 NC State 77, UNC 64

1982: #1 seed

UNC 90, #8 Wake Forest 65
 #4 Clemson 84, UNC 76

1983: #2 seed

UNC 85, #7 Georgia Tech 80
 #3 Maryland 88, UNC 69

1984: #5 seed

UNC 74, #4 Clemson 73
 UNC 96, #1 Virginia 68
UNC 99, #3 NC State 76

1985: #2 seed

UNC 76, #7 Wake Forest 64
 UNC 76, #3 Virginia 55
 #1 NC State 81, UNC 80

1986: #2 seed

UNC 88, #7 Clemson 83
 UNC 67, #6 Wake Forest 65
 #5 Maryland 92, UNC 74

1987: #3 seed

UNC 64, #6 Georgia Tech 54
 #2 NC State 70, UNC 63

1988: #6 seed

#3 Wake Forest 61, UNC 53

1989: #8 seed

#1 Maryland 93, UNC 68

1990: #8 seed

#1 NC State 80, UNC 61

1991: #8 seed

#1 Virginia 90, UNC 69

1992: #4 seed

UNC 81, #5 Florida State 69
 #1 Virginia 74, UNC 55

1993: #3 seed

UNC 89, #6 NC State 71
 #2 Maryland 75, UNC 61

1994: #2 seed

UNC 78, #7 Georgia Tech 55
 UNC 65, #3 Clemson 64
UNC 77, #1 Virginia 60

1995: #5 seed

UNC 71, #7 Wake Forest 51
 UNC 90, #3 NC State 71
UNC 95, #4 Duke 70

1996: #5 seed

#4 Clemson 67, UNC 49

1997: #1 seed

UNC 86, #8 Wake Forest 60
 UNC 66, #5 Duke 55
UNC 62, #6 Clemson 58

1998: #4 seed

UNC 76, #5 Virginia 56
 UNC 56, #1 Duke 52
UNC 81, #2 Clemson 50

1999: #3 seed

UNC 87, #6 Georgia Tech 71
 UNC 83, #2 Virginia 70
 #4 Clemson 87, UNC 72

2000: #5 seed

UNC 56, #4 Clemson 54
 UNC 67, #1 Virginia 63
 #2 Duke, 79, UNC 76

2001: #7 seed

UNC 79, #8 Georgia Tech 64
 #2 Clemson 75, UNC 57

2002: #2 seed

UNC 78, #8 Maryland 53
 UNC 58, #6 NC State 52
 #1 Duke 87, UNC 80

2003: #2 seed

UNC 80, #7 Clemson 71
 UNC 88, #3 Virginia 78
 #1 Duke 77, UNC 59

2004: #2 seed

UNC 64, #7 Virginia 45
 UNC 75, #3 NC State 64
 #1 Duke 63, UNC 47

2005: #1 seed

UNC 64, #9 Miami 57
 UNC 78, #5 Virginia 72
UNC 88, #2 Duke 67

2006: #1 seed

UNC 82, #9 Virginia 56
 UNC 90, #5 NC State 69
UNC 91, #3 Maryland 80

2007: #2 seed

UNC 90, #7 Virginia Tech 60
 UNC 78, #3 Maryland 72
UNC 60, #4 NC State 54

2008: #1 seed

UNC 97, #9 Clemson 77
 UNC 80, #4 Virginia 65
UNC 86, #3 Duke 73

2009: #4 seed

UNC 74, #12 Clemson 55
 #1 Maryland 95, UNC 84

2010: #8 seed

#9 Maryland 83, UNC 77

2011: #6 seed

UNC 78, #11 Clemson 64
 UNC 78, #3 Florida State 65
 UNC 83, #2 Miami 57
 #1 Duke 81, UNC 66

2012: #5 seed

UNC 78, #11 Clemson 64
 #4 Georgia Tech 54, UNC 53

2013: #3 seed

UNC 62, #11 Boston College 57
 UNC 72, #2 Maryland 65
 #1 Duke 92, UNC 73

History and Records
Series Records/Results

Series Records

Opponent	UNC	Opp.	Opponent	UNC	Opp.	Opponent	UNC	Opp.	Opponent	UNC	Opp.
Air Force	First Meeting		FLORIDA STATE	31	10	Middle Tennessee	0	1	St. Francis	1	0
Akron	1	0	Fordham	3	0	Minnesota	2	1	St. Joseph's	0	1
Alabama	6	3	Fresno State	1	0	Mississippi	1	0	St. John's	6	0
UAB	0	1	Furman	4	0	Mississippi College	1	0	San Diego State	1	0
Alaska-Anchorage	1	0	Gardner-Webb	3	0	Mississippi State	1	1	Savannah State	1	0
Albany	1	0	George Mason	3	0	Missouri	1	0	Seton Hall	1	0
American	1	0	George Washington	3	1	Morehead State	1	1	Shaw	1	0
Appalachian State	16	4	Georgetown	2	0	Mount St. Mary's	2	0	South Carolina	9	7
Arizona State	4	0	Georgia	1	5	Navy	1	0	South Carolina-Aiken	1	0
Arkansas	1	0	Georgia Southern	3	0	Nebraska	0	1	USC-Upstate	1	0
Arkansas State	First Meeting		Georgia State	6	1	UNLV	4	0	South Carolina State	3	0
Arkansas-Pine Bluff	1	0	GEORGIA TECH	53	17	New Orleans	First Meeting		South Dakota	1	0
Auburn	0	3	Gonzaga	1	1	Niagara	1	0	South Florida	1	0
Austin Peay	2	0	Hampton	1	0	UNC Asheville	5	0	Southern California	0	4
Baylor	0	1	Harvard	2	0	UNC Charlotte	2	0	Southern Mississippi	1	0
Belmont	0	2	Hawaii	4	1	UNC Greensboro	10	0	Stanford	0	2
BOSTON COLLEGE	9	1	High Point	1	2	UNC Wilmington	1	0	Stetson	3	1
Bowling Green	1	0	Hofstra	1	0	North Carolina A&T	2	0	SYRACUSE	3	0
Bucknell	1	0	Holy Cross	1	1	North Carolina Central	6	0	Temple	3	0
Buffalo	1	1	Howard	4	0	NC STATE	45	51	Tennessee	3	15
California	2	1	Illinois	4	0	North Florida	1	0	Tennessee-Martin	3	0
UCLA	3	4	Illinois State	1	1	Northeastern	2	0	Tennessee State	2	0
UC Riverside	1	0	Indiana	2	0	Northwestern	1	0	Tennessee Tech	3	2
Campbell	1	0	Iowa	2	2	Northwestern State	2	0	Texas	1	0
Canisius	1	0	Iowa State	1	1	Northern Kentucky	1	0	TCU	1	0
UCF	2	0	James Madison	1	1	NOTRE DAME	1	2	Towson	2	0
Charleston Southern	8	0	John F. Kennedy	0	1	Ohio	1	0	Vanderbilt	3	2
Chattanooga	1	0	Kansas	1	0	Ohio State	4	3	Villanova	2	0
Cheyney	2	1	Kennesaw State	4	0	Oklahoma	2	2	VIRGINIA	48	32
CLEMSON	52	27	Kent State	1	0	Oklahoma City	1	0	VCU	1	0
Coastal Carolina	15	0	Kentucky	5	0	Old Dominion	7	12	VIRGINIA TECH	16	3
College of Charleston	12	1	La Salle	1	0	Oregon State	1	1	Virginia Union	2	0
Colorado	0	1	Lehigh	1	0	Pacific	1	0	WAKE FOREST	59	12
Connecticut	5	7	Lenoir-Rhyne	1	0	Peace College	1	0	Washington	0	1
Coppin State	2	0	Liberty	2	0	Penn State	2	3	Washington State	1	0
Davidson	4	0	Lipscomb	1	0	Pfeiffer	1	1	West Virginia	1	0
Delaware	0	1	LSU	0	2	PITTSBURGH	0	1	Western Carolina	10	1
Delaware State	2	0	Louisiana Tech	1	1	Prairie View A&M	1	0	Western Illinois	1	0
DePaul	1	0	Louisville	3	0	Presbyterian College	3	0	Western Kentucky	2	0
District of Columbia	1	0	Loyola (Md.)	5	0	Princeton	0	1	Western Michigan	4	0
DUKE	47	39	Maine	2	0	Providence	0	1	William & Mary	4	0
Duquesne	2	0	Marshall	4	0	Purdue	4	2	Winston-Salem State	2	0
East Carolina	18	9	MARYLAND	38	36	Queens College	1	0	Winthrop	8	0
East Tennessee State	14	0	UMBC	2	0	Radford	7	3	Wisconsin	1	0
Eastern Kentucky	0	2	Maryland-Eastern Shore	1	0	Rhode Island	1	0	Wofford	6	0
Elon	7	1	Mercer	3	0	Rice	1	0	Xavier	1	0
Evansville	1	0	MIAMI (FLA.)	12	5	Richmond	3	0			
Fairleigh Dickinson	1	0	Miami (Ohio)	1	0	Rider	1	0			
Florida	3	1	Michigan	1	0	Robert Morris	4	0			
Florida International	1	0	Michigan State	3	1	Sacramento State	1	0			

ACC opponents in BOLD CAPS
2013-14 opponents in bold

Series Histories

Year	W-L	UNC	Opp.	Site	1982-83	W	114	50	(A)	Bucknell: UNC leads 1-0	1985-86	W	92	58	(A)				
Akron: UNC leads 1-0						W <td>103<td>50<td>(H)</td><td>2007-08</td><td>W<td>85<td>50</td><td>(N)</td><td>Clemson: UNC leads 52-27</td></td></td></td></td>	103 <td>50<td>(H)</td><td>2007-08</td><td>W<td>85<td>50</td><td>(N)</td><td>Clemson: UNC leads 52-27</td></td></td></td>	50 <td>(H)</td> <td>2007-08</td> <td>W<td>85<td>50</td><td>(N)</td><td>Clemson: UNC leads 52-27</td></td></td>	(H)	2007-08	W <td>85<td>50</td><td>(N)</td><td>Clemson: UNC leads 52-27</td></td>	85 <td>50</td> <td>(N)</td> <td>Clemson: UNC leads 52-27</td>	50	(N)	Clemson: UNC leads 52-27				
1998-99	W	85	71	(H)	1988-89	W	84	82	(N)	Buffalo: Series tied 1-1	1975-76	W	85	71	(N)				
Alabama: UNC leads 6-3					2002-03	W	80	44	(H)	1997-98	W	93	78	(H)	1976-77	L	59	79	(A)
1977-78	L	72	77	(N)	Arizona State: UNC leads 4-0					2000-01	L	89	95	(A)	1977-78	W	95	79	(H)
1982-83	W	77	69	(H)	1999-2000	W	72	68	(H)	California: UNC leads 2-1					L	73	76	(H)	
1983-84	L	69	81	(H)	2004-05	W	79	72	(A)	1985-86	W	77	67	(H)	1978-79	L	66	79	(H)
1988-89	W	75	71	(N)	2005-06	W	79	72	(N)	1987-88	L	72	77	(A)	L	63	91	(A)	
1992-93	W (ot)	74	73	(H)	2007-08	W	75	60	(H)	1999-2000	W	70	65	(H)	1979-80	L	77	80	(H)
1993-94	W	89	83	(N)	Arkansas: UNC leads 1-0					UCLA: UNC trails 3-4					L	75	76	(H)	
1996-97	L	74	88	(N)	2006-07	W	94	69	(N)	1985-86	L (ot)	71	82	(A)	1980-81	L	70	85	(A)
1998-99	W	90	75	(N)	Arkansas-Pine Bluff: UNC leads 1-0					1986-87	W	82	51	(H)	1981-82	W	82	68	(H)
	W	70	56	(H)	2008-09	W	105	49	(H)	1987-88	L	71	82	(A)	L	78	98	(A)	
UAB: UNC trails 0-1					Auburn: UNC trails 0-3					1988-89	W	95	71	(H)	L	76	84	(N)	
1980-81	L	74	82	(N)	1982-83	L	76	90	(A)	1997-98	W (ot)	82	78	(H)	1982-83	W	84	80	(A)
Alaska-Anchorage: UNC leads 1-0					1985-86	L	67	90	(N)	1998-99	L	68	86	(N)	W	85	74	(H)	
1984-85	W	79	62	(A)	1995-96	L	55	69	(N)	1999-2000	L	65	69	(N)	1983-84	W	69	61	(H)
Albany: UNC leads 1-0					Austin Peay: UNC leads 2-0					UC Riverside: UNC leads 1-0					L	76	98	(A)	
2012-13	W	59	54	(N)	2002-03	W	72	70	(N)	2005-06	W	75	51	(N)	1984-85	W	74	73	(N)
American: UNC leads 1-0					2008-09	W	93	61	(H)	Campbell: UNC leads 1-0					W	75	70	(A)	
2002-03	W	80	42	(H)	Baylor: UNC trails 0-1					1974-75	W	71	52	(H)	1974-75	W	74	71	(H)
Appalachian State: UNC leads 16-4					2004-05	L	63	72	(N)	Canisius: UNC leads 1-0					1985-86	W	95	91	(H)
1974-75	W	57	50	(A)	Belmont: UNC trails 0-2					1992-93	W	80	51	(H)	L	65	80	(A)	
1975-76	L	64	80	(H)	1974-75	L	75	76	(N)	Central Florida: UNC leads 2-0					W	88	83	(N)	
1976-77	W	70	62	(H)	1975-76	L	62	73	(A)	1987-88	W	99	51	(A)	1986-87	W	98	79	(A)
	L	70	76	(A)	Boston College: UNC leads 9-1					2008-09	W	85	80	(N)	W	72	70	(H)	
	L	65	76	(N)	2005-06	W	69	62	(H)	Charleston Southern: UNC leads 8-0					L	50	73	(H)	
1977-78	L	84	93	(A)	2006-07	W	82	60	(A)	1989-90	W	102	58	(H)	L	60	66	(A)	
	W	94	60	(H)	2007-08	W	87	59	(H)	1990-91	W	79	41	(H)	1988-89	L	66	71	(H)
	W	81	79	(N)	2008-09	W	92	68	(A)	1991-92	W	96	36	(A)	L	61	92	(A)	
1978-79	W	83	70	(A)	2009-10	L	62	69	(H)	1992-93	W	80	41	(H)					
1978-79	W	84	72	(N)	2010-11	W	84	83	(A)	2002-03	W	84	49	(H)	1989-90	L	66	80	(A)
1979-80	W	96	52	(A)	2011-12	W	77	46	(H)	2004-05	W	88	33	(H)	L	79	80	(H)	
	W	107	76	(H)	2012-13	W	80	52	(A)	2005-06	W	92	38	(H)	1990-91	L	66	79	(A)
1980-81	W	86	56	(H)						2009-10	W	76	67	(H)	W	58	54	(H)	
	W	85	51	(A)						Cheyney: UNC leads 2-1					W	72	56	(H)	
1981-82	W	109	72	(H)	Bowling Green: UNC leads 1-0					1983-84	L	72	73	(N)	L	46	49	(A)	
	W	94	70	(A)	1990-91	W	74	71	(H)	1984-85	W	86	47	(H)	1992-93	W	59	56	(A)

History and Records Series Records

1993-94	W	70	63	(H)	1983-84	W	60	54	(H)	1979-80	W (ot)	91	90	(N)	2011-12	W	109	44	(H)	
	W	71	68	(H)	Duke: UNC leads 47-39	W	85	54	(H)		L	68	71	(A)	George Mason: UNC leads 3-0	W	84	74	(H)	
	W	91	86	(A)		W	87	68	(H)	1980-81	W	85	71	(H)	1994-95	W	100	62	(H)	
1994-95	W	65	64	(N)	1977-78	W	80	72	(A)		L	75	87	(H)	1998-99	W	77	59	(H)	
	W	77	73	(A)		W	82	65	(A)		W	77	74	(A)	2001-02	W	69	48	(H)	
	W	82	69	(H)	1978-79	W	69	54	(H)	1981-82	W	89	83	(H)	George Washington: UNC leads 3-1	W	69	48	(H)	
1995-96	W	93	68	(H)		W	91	58	(H)		L	66	71	(H)	1984-85	W	66	55	(N)	
	L (ot)	78	79	(A)	1979-80	W	85	63	(N)		L	72	92	(A)	1996-97	L	46	45	(N)	
	L	49	67	(N)		W	61	66	(A)	1983-84	W	77	49	(N)	2004-05	W	71	47	(H)	
1996-97	W	75	63	(A)		W	83	59	(N)		W	77	65	(N)	2006-07	W	70	56	(N)	
	W	79	72	(H)	1980-81	W	77	65	(A)	1984-85	W	92	36	(H)	Georgetown: UNC leads 2-0	W	82	61	(N)	
	W	62	58	(N)		W	77	47	(H)	1985-86	W	66	49	(H)	1995-96	W	63	48	(H)	
1997-98	L	63	77	(A)	1981-82	W	73	47	(A)		W	65	61	(N)	2012-13	W	70	72	(A)	
	W	80	59	(H)		W	93	59	(H)	ETSU: UNC leads 13-0	W	76	67	(N)	1982-83	L	70	87	(N)	
	W	81	50	(N)	1982-83	W	84	68	(A)	1979-80	W	64	54	(H)	1985-86	L	70	87	(N)	
1998-99	W	87	76	(H)		W	82	65	(H)	1982-83	W	78	66	(H)	1989-90	L	69	83	(N)	
	W	76	72	(A)	1983-84	W	72	63	(H)	1983-84	W	62	54	(A)	1995-96	L	75	80	(N)	
1999-2000	L	59	60	(H)		L	67	80	(A)	1988-89	W	83	58	(H)	1999-2000	L	57	83	(N)	
	L	65	69	(A)	1984-85	L	62	63	(A)	1994-95	W	106	72	(N)	2007-08	W	80	66	(N)	
	W	56	54	(N)		W	88	68	(H)	1996-97	W	97	56	(H)	Georgia Southern: UNC leads 3-0	W	101	53	(H)	
2000-01	W	71	70	(A)	1985-86	L	78	79	(A)	1999-2000	W	82	55	(H)	1993-94	W	93	63	(N)	
	W (2ot)	100	99	(H)		L	79	86	(H)	2000-01	W	84	63	(H)	1996-97	W	74	55	(H)	
	L	57	75	(N)	1986-87	W	76	68	(H)	2002-03	W	106	40	(H)	1999-2000	W	74	55	(H)	
2001-02	W	89	85	(A)		W	83	67	(A)	2006-07	W	96	35	(H)	Georgia State: UNC leads 6-1	L	64	69	(A)	
	W	86	76	(H)	1987-88	W	66	65	(A)	2009-10	W	104	65	(H)	1978-79	L	59	38	(N)	
2002-03	W	77	55	(A)		W	68	64	(H)	2010-11	W	87	47	(H)	1979-80	W	91	63	(N)	
	W	70	66	(H)	1988-89	W	93	92	(H)	2011-12	W	93	77	(H)	1981-82	W	90	87	(H)	
	W	80	71	(N)		L	72	74	(A)	2012-13	W	85	44	(H)	1987-88	W	76	74	(A)	
2003-04	W	72	47	(H)	1989-90	L	88	90	(A)	Eastern Kentucky: UNC trails 0-2	L	58	72	(A)	1989-90	W	79	44	(N)	
	W	72	41	(A)		W	58	56	(H)	1976-77	L	57	62	(N)	2004-05	W	99	64	(H)	
2004-05	W	99	55	(H)	1990-91	L	72	78	(A)	1979-80	L	71	83	(A)	2007-08	W	93	61	(A)	
2005-06	W	102	61	(H)		L	54	59	(H)	Elon: UNC leads 7-1	W	70	68	(H)	1979-80	W	82	75	(H)	
2006-07	W	100	65	(A)	1991-92	W	58	54	(H)	1974-75	L	89	72	(H)	1980-81	W	81	58	(H)	
2007-08	W	79	47	(H)		W	69	64	(A)	1975-76	W	89	72	(H)	1981-82	W	68	64	(A)	
	W	97	77	(N)	1992-93	W	66	54	(H)	2000-01	W	77	58	(H)		W	99	58	(N)	
2008-09	W	83	74	(A)		W	84	63	(A)	2002-03	W	83	50	(H)	1982-83	W	96	58	(N)	
	W	74	55	(N)	1993-94	W	79	68	(A)	2004-05	W	86	40	(H)		W	85	80	(N)	
2009-10	W	79	61	(H)		W	70	58	(H)	2006-07	W	90	36	(H)	1983-84	W	81	73	(H)	
2010-11	W	60	47	(A)	1994-95	L	72	74	(A)	2007-08	W	98	53	(H)		W	95	75	(A)	
	W	78	64	(N)		W	82	57	(H)	Evansville: UNC leads 1-0	W	89	69	(H)	1984-85	W	88	68	(A)	
2011-12	L	47	52	(H)	1995-96	L	85	86	(H)	2001-02	W	89	69	(H)		W	81	50	(H)	
	W	90	51	(N)		L	58	61	(A)	Fairleigh Dickinson: UNC leads 1-0	W	76	69	(H)	1985-86	W	88	65	(H)	
2012-13	W	65	58	(A)	1996-97	W	87	73	(A)	1983-84	L	84	71	(N)		W (ot)	92	81	(A)	
Coastal Carolina: UNC leads 15-0	W	102	63	(H)		W	66	55	(N)	Florida: UNC leads 3-1	W	97	95	(N)	1986-87	W	86	81	(H)	
1989-90	W	83	35	(A)	1997-98	W	83	74	(H)	1980-81	W (ot)	79	72	(N)		W	64	54	(N)	
1992-93	W	102	53	(H)		L	70	83	(A)	1982-83	W	48	68	(N)	1987-88	W	82	74	(H)	
1993-94	W	74	45	(H)	1998-99	L	71	93	(H)	1994-95	L	85	72	(H)		L	74	76	(A)	
1995-96	W	72	54	(H)		L	78	88	(A)	Florida International: UNC leads 1-0	W	85	72	(H)	1988-89	L	81	87	(A)	
1997-98	W	80	48	(H)	1999-2000	W	58	101	(A)	Florida State: UNC leads 31-10	L	68	77	(N)	1989-90	L	89	97	(H)	
2000-01	W	94	52	(H)		W	73	64	(H)	1981-82	L	74	75	(N)	1990-91	L	73	90	(H)	
2002-03	W	98	41	(H)	2000-01	L (ot)	76	79	(N)	1982-83	L	82	79	(H)		W	81	77	(A)	
2004-05	W	87	48	(A)		L	67	72	(A)	1987-88	W	61	70	(A)	1991-92	L	63	83	(H)	
2005-06	W	82	58	(A)	2001-02	L	82	102	(A)	1991-92	L	69	52	(H)		W	83	69	(H)	
2006-07	W	95	44	(H)		L	75	90	(H)	1992-93	W	81	69	(N)	1992-93	W	73	70	(A)	
2007-08	W	88	49	(H)	2002-03	L (ot)	80	87	(N)		L	66	85	(H)	1992-93	L	63	73	(A)	
2008-09	W	93	37	(H)		L	67	78	(H)	1993-94	W	73	60	(A)		W (ot)	72	68	(H)	
2009-10	W	75	49	(A)	2003-04	L	63	97	(A)	1994-95	W	102	61	(H)	1993-94	W	87	51	(H)	
2010-11	W	79	73	(H)		L	59	77	(N)		W	71	48	(A)		W	89	79	(N)	
Coll. of Charleston: UNC leads 12-1	W	79	69	(H)	2004-05	L	79	89	(H)	1995-96	W	77	52	(A)	1994-95	W	78	55	(N)	
1975-76	L	48	70	(A)		L	47	63	(N)	1996-97	W	92	47	(H)		W	74	62	(H)	
1976-77	W	104	66	(H)	2005-06	W	56	51	(H)	1997-98	L	67	59	(H)	1995-96	W	84	62	(A)	
1978-79	W	72	55	(N)		W	77	68	(A)	1998-99	W	88	63	(A)		W	78	74	(A)	
1989-90	W	85	62	(A)	2006-07	W	88	67	(N)		W	82	56	(H)	1996-97	W	88	72	(H)	
1990-91	W	102	42	(H)		W	74	70	(A)	1999-2000	W	103	77	(H)		W	80	53	(H)	
1991-92	W	81	36	(N)	2007-08	L	77	65	(H)	1981-82	W (ot)	75	58	(A)	1997-98	W	80	77	(A)	
1992-93	W	101	48	(H)		L	53	64	(H)	1982-83	W	87	76	(H)		W	69	48	(A)	
1993-94	W	102	58	(H)	2008-09	W	62	67	(A)	1987-88	W	77	67	(H)	1998-99	W	85	58	(H)	
1994-95	W	88	57	(H)		L	93	76	(A)	1991-92	W	77	67	(H)		W	85	68	(H)	
2005-06	W	75	49	(H)	2009-10	W	82	51	(H)	1992-93	W	78	74	(A)		L	84	91	(A)	
2007-08	W	86	73	(N)		W	86	73	(N)	1993-94	L (ot)	75	62	(A)	1999-2000	W	87	71	(N)	
2008-09	W	75	60	(H)	2010-11	L (ot)	79	81	(A)	1994-95	W	78	80	(H)		W	44	55	(A)	
2009-10	L	51	79	(A)		W	64	54	(H)	1995-96	W	74	53	(A)	2000-01	L	85	62	(H)	
2010-11	W	62	60	(H)	2011-12	L	58	66	(A)	1996-97	W	72	56	(H)		W	75	82	(H)	
2012-13	L	66	81	(N)		L	66	81	(N)	2002-03	W	66	60	(H)	2001-02	W	71	62	(A)	
Colorado: UNC trails 0-1	2011-12	L	56	96	(A)	2012-13	L	63	69	(H)	2003-04	W	71	58	(A)		W	72	67	(A)
2002-03	L	67	86	(A)		L	63	84	(H)	2004-05	L (ot)	73	79	(A)	2002-03	W	76	64	(H)	
Connecticut: UNC trails 5-7	2009-10	L	47	88	(A)		L	58	65	(A)	2005-06	W	68	51	(H)	2003-04	W	63	56	(H)
1979-80	W	84	51	(H)		L	58	65	(A)	2006-07	W	80	59	(A)		W	58	46	(A)	
1993-94	W	81	69	(N)	Duquesne: UNC leads 2-0	2007-08	L	73	92	(N)	2007-08	W	97	77	(H)	2004-05	W	55	41	(A)
1995-96	L	62	77	(N)	1992-93	W	81	65	(A)	2008-09	L	70	77	(A)	2005-06	W	85	56	(H)	
2001-02	L	74	94	(A)	2012-13	W	62	58	(H)	2009-10	L	73	83	(H)		W	75	56	(A)	
2004-05	W	71	65	(N)	East Carolina: UNC leads 18-9	1992-93	W	81	65	(A)	2010-11	W	84	75	(A)	2				

2009-10	L	76	82	(N)		L	69	71	(N)	Middle Tennessee: UNC trails 0-1		L	86	105	(H)					
Hampton: UNC leads 1-0					1979-80	W	64	62	(H)	2003-04	L	62	67	(N)	L	61	80	(N)		
1998-99	W	93	50	(H)	1980-81	L	70	75	(A)	Minnesota: UNC leads 2-1					1990-91	L	69	79	(H)	
Harvard: UNC leads 2-0					1981-82	L	71	84	(H)	1979-80	L	78	80	(H)		L	70	90	(A)	
1996-97	W	78	53	(H)	1982-83	L	77	91	(A)	1988-89	W	109	96	(H)	1991-92	W (ot)	82	77	(H)	
2001-02	W	85	58	(H)		W	74	70	(H)	2001-02	W	72	69	(H)		L	65	71	(A)	
Hawaii: UNC leads 4-1						W	69	88	(N)	Mississippi: UNC leads 1-0					1992-93	W	71	47	(H)	
1988-89	L	61	76	(A)	1983-84	W	80	79	(H)	1979-80	W	72	69	(H)		L	55	60	(A)	
1994-95	W	83	51	(A)		L	52	57	(A)	Mississippi College: UNC leads 1-0						W	89	71	(N)	
1998-99	W	75	72	(A)	1984-85	W	78	61	(A)	1974-75	W	76	75	(N)	1993-94	W	87	66	(A)	
2002-03	W	61	50	(A)		W	66	61	(H)	Mississippi State: Series tied 1-1						W	81	54	(H)	
2010-11	W	91	57	(A)	1985-86	W	89	76	(H)	1981-82	L	65	83	(N)	1994-95	W	71	62	(H)	
High Point: UNC trails 1-2						W	65	59	(A)	1996-97	W	76	49	(N)		L (2ot)	86	88	(A)	
1974-75	W	64	33	(A)		L	74	90	(N)	Missouri: UNC leads 1-0						W	90	71	(N)	
1976-77	L	72	74	(H)	1986-87	L	71	82	(A)	1985-86	W	87	80	(N)	1995-96	L	72	76	(A)	
1977-78	L	71	86	(H)		W	85	74	(H)	Morehead State: Series tied 1-1						W	75	65	(H)	
Hofstra: UNC leads 1-0					1987-88	L	70	104	(H)	1981-82	L	67	77	(N)	1996-97	W	77	66	(H)	
2003-04	W	92	45	(H)		L	66	74	(A)	1994-95	W	92	43	(N)		L	77	84	(A)	
Holy Cross: Series tied 1-1					1988-89	L	59	93	(H)	Mount St. Mary's: UNC leads 2-0						W	67	64	(H)	
1990-91	L	77	81	(H)		L	60	87	(A)	1988-89	W	116	92	(H)	1997-98	L	57	60	(A)	
1998-99	W	89	66	(A)		L	68	93	(N)	1996-97	W	84	41	(H)	1998-99	L	70	87	(A)	
Howard: UNC leads 4-0					1989-90	L	52	59	(A)	Navy: UNC leads 1-0						L	71	79	(H)	
1983-84	W	78	64	(N)		L	64	88	(H)	1991-92	W	97	61	(H)	1999-2000	L	72	79	(H)	
1996-97	W	96	49	(H)	1990-91	L	68	88	(A)	Nebraska: UNC trails 0-1						L	76	86	(A)	
1997-98	W	91	71	(H)		W	64	61	(H)	1995-96	L	75	81	(N)	2000-01	W (ot)	83	77	(H)	
2001-02	W	117	57	(N)	1991-92	L	68	72	(A)	UNLV: UNC leads 3-0						L	73	84	(A)	
Illinois: UNC leads 4-0						L	78	92	(H)	1985-86	W	82	76	(H)	2001-02	L	63	66	(H)	
1988-89	W	94	72	(N)	1992-93	W	85	80	(H)	2004-05	W	84	76	(A)		L	80	71	(A)	
1997-98	W	80	74	(N)		L	52	73	(A)	2009-10	W	78	68	(A)		W	58	52	(N)	
2008-09	W	68	59	(N)		L	61	75	(N)	Niagara: UNC leads 1-0						W	80	59	(H)	
2010-11	W	87	58	(N)	1993-94	W	79	67	(A)	1993-94	W	99	58	(H)	2002-03	W	66	63	(A)	
Illinois State: Series tied 1-1						W	106	76	(H)	UNC Asheville: UNC leads 5-0						W	58	57	(A)	
1979-80	W	84	73	(N)	1994-95	W	88	67	(H)	1993-94	W	92	52	(H)	2003-04	L	62	54	(H)	
1980-81	L	72	92	(H)		W	86	70	(A)	1995-96	W	88	54	(H)		W	75	64	(N)	
Indiana: UNC leads 2-0					1995-96	W	66	63	(A)	1997-98	W	90	48	(H)	2004-05	W	77	75	(A)	
1977-78	W	76	58	(H)		L	62	68	(H)	2005-06	W	83	43	(H)		W (ot)	75	72	(H)	
1988-89	W	80	75	(N)	1996-97	W	79	69	(A)	2012-13	W	101	42	(H)	2005-06	W	65	53	(A)	
Iowa: Series tied 2-2						W	73	63	(H)	UNC Charlotte: UNC leads 2-0						W	75	58	(H)	
1989-90	L	81	106	(N)	1997-98	L	62	84	(A)	1983-84	W (ot)	66	64	(A)		W	90	69	(N)	
1995-96	L	64	73	(N)		W	71	52	(H)	1984-85	W	82	44	(N)	2006-07	W	86	65	(H)	
2010-11	W	79	67	(H)	1998-99	W	87	58	(H)	UNC Greensboro: UNC leads 10-0						L	65	72	(A)	
2012-13	W	77	64	(A)		W	78	63	(A)	1974-75	W	71	57	(A)		W	60	54	(N)	
Iowa State: Series tied 1-1					1999-2000	W	92	79	(A)	1975-76	W	66	45	(H)	2007-08	W	79	70	(A)	
1987-88	W	69	66	(H)		W	54	49	(H)	1976-77	W	95	75	(A)		W	85	79	(H)	
1999-2000	L	67	79	(A)	2000-01	W	87	69	(H)		W	74	45	(H)	2008-09	W (ot)	75	66	(H)	
James Madison: Series tied 1-1						L	53	55	(A)	1977-78	W	76	69	(A)		W	74	57	(A)	
1976-77	L (ot)	67	69	(N)	2001-02	W	85	58	(H)		W	92	68	(H)	2009-10	W	81	69	(A)	
1980-81	W	100	59	(A)		W	68	57	(A)	1978-79	W	99	40	(A)		L	63	74	(H)	
John F. Kennedy: UNC trails 0-1						W	78	53	(N)		W	99	57	(H)	2010-11	W	83	76	(H)	
1974-75	L	67	69	(N)	2002-03	W	83	82	(A)	2006-07	W	103	48	(H)		L	72	88	(A)	
Kansas: UNC leads 1-0						W	94	77	(H)	2011-12	W	91	35	(H)	2011-12	W	60	50	(A)	
1998-99	W	76	58	(N)	2003-04	W	72	59	(A)	UNC Wilmington: UNC leads 1-0						W	68	59	(H)	
Kennesaw State: UNC leads 4-0						W	79	64	(H)	1998-99	W	88	43	(H)	2012-13	W	70	66	(A)	
2008-09	W	102	68	(H)	2004-05	L	77	92	(A)	North Carolina A&T: UNC leads 2-0						W	68	58	(H)	
2009-10	W	89	44	(H)	2005-06	L (ot)	95	98	(H)	1994-95	W	113	58	(H)	North Florida: UNC leads 1-0					
2010-11	W	98	52	(H)		W	91	80	(N)	2000-01	W	101	33	(H)	2010-11	W	110	41	(H)	
2011-12	W	76	62	(H)		L	70	81	(N)	NC Central: UNC leads 6-0										
Kent State: UNC leads 1-0					2006-07	W	84	71	(A)	2007-08	W	109	32	(H)	Northeastern: UNC leads 2-0					
1983-84	W	91	54	(H)		W	78	72	(N)	2008-09	W	98	45	(H)	1982-83	W	79	57	(N)	
Kentucky: UNC leads 5-0					2007-08	W (2ot)	97	86	(H)	2009-10	W	88	66	(H)	1998-99	W	64	55	(H)	
1977-78	W	73	65	(N)	2008-09	L	71	77	(A)	2010-11	W	97	40	(H)	Northwestern: UNC leads 1-0					
1993-94	W (ot)	80	75	(N)		L	84	95	(N)	2011-12	W	79	42	(H)	1993-94	W	98	75	(N)	
2001-02	W	102	64	(H)	2009-10	W	75	64	(H)	2012-13	W	49	21	(H)	Northwestern St.: UNC leads 2-0					
2003-04	W	75	59	(H)		L	77	83	(N)	NC State: UNC trails 45-51						1983-84	W	69	68	(N)
2010-11	W	86	74	(N)	2010-11	L	65	88	(A)	1974-75	W	74	47	(A)	1986-87	W	96	79	(N)	
La Salle: UNC leads 1-0					2011-12	L (ot)	72	78	(H)		W	85	51	(H)	Northern Kentucky: UNC leads 1-0					
2012-13	W	85	55	(H)		L	64	84	(A)	1975-76	W	74	61	(H)	1979-80	W	65	64	(H)	
Lehigh: UNC leads 1-0					2012-13	W	60	57	(H)		L	58	68	(A)	Notre Dame: UNC trails 1-2					
2001-02	W	76	47	(H)		L	59	85	(A)		L	74	77	(H)	1999-2000	L	86	99	(N)	
Lenoir-Rhyne: UNC leads 1-0						W	72	65	(N)	1976-77	L	58	71	(A)	2000-01	L	55	78	(N)	
1978-79	W	77	64	(H)	UMBC: UNC leads 2-0						L	62	74	(H)	2006-07	W	60	51	(N)	
Liberty: UNC leads 2-0					1993-94	W	90	33	(H)	1977-78	L	59	75	(H)	Ohio: UNC leads 1-0					
2005-06	W	87	36	(H)	2003-04	W	76	34	(H)		L	58	89	(N)	1981-82	W	111	64	(N)	
2007-08	W	88	67	(H)	UM-Eastern Shore: UNC leads 1-0						L	70	92	(A)	Ohio State: UNC leads 4-3					
Lipscomb: UNC leads 2-0					1985-86	W	102	54	(H)	1978-79		L	81	87	(A)	1975-76	L	64	80	(A)
2004-05	W	91	45	(H)	Mercer: UNC leads 3-0						L	64	91	(H)	1976-77	L	68	85	(H)	
2011-12	W	95	53	(H)	1979-80	W	100	79	(H)		L	77	95	(N)	1977-78	L	66	80	(A)	
LSU: UNC trails 0-2					1981-82	W (2ot)	94	92	(N)	1979-80	L	66	89	(A)	1978-79	W	76	74	(H)	
1986-87	L	63	79	(A)	1985-86	W	121	61	(N)		L	68	85	(H)	1980-81	W	75	67	(H)	
2007-08	L	50	56	(N)	Miami: UNC leads 12-5						L	63	90	(N)	2008-09	W	72	63	(A)	
Louisiana Tech: Series tied 1-1					1980-81	W	75	61	(N)		L	59	81	(A)	2012-13	W	57	54	(H)	
1984-85	L	59	80	(N)	1983-84	W	77	64	(N)	1980-81	L	61	65	(H)	Oklahoma: Series tied 2-2					
1993-94	W	60	59	(N)	1986-87	W	89	71	(A)		L	62	67	(H)	1997-98	W	68	61	(N)	
Louisville: UNC leads 3-0					1987-88	L	69	75	(H)		L	64	77	(N)	2000-01	L	77	94	(H)	
1984-85	W	86	71	(N)	1991-92	L	72	86	(A)		L	50	70	(H)	2002-03	L	63	66	(N)	
1996-97	W	72	67	(N)	2004-05	W	83	52	(H)	1981-82	L	63	71	(A)	2008-09	W	80	79	(A)	
2007-08	W	78	74	(N)		W	64	57	(N)		W	78	65	(H)	Oklahoma City: UNC leads 1-0					
Loyola (Md.): UNC leads 5-0		</																		

History and Records

Series Histories

Oregon State: Series tied 1-1				2011-12	W	91	34	(H)	L	79	87	(H)	1988-89	L	70	88	(A)		
1979-80	L	62	71	(N)	South Dakota: UNC leads 1-0				1989-90	L	63	81	(H)	L	66	67	(H)		
2008-09	W	82	78	(N)	2008-09	W	75	69	(H)	L	46	95	(A)	1989-90	L	62	69	(A)	
Pacific: UNC leads 1-0				South Florida: UNC leads 1-0				1990-91	L	67	92	(H)	W	87	57	(H)			
2008-09	W	98	62	(N)	2005-06	W	71	47	(H)	L	60	97	(A)	1990-91	L	65	77	(H)	
Peace College: UNC leads 1-0				Southern California: UNC trails 0-4				L	69	90	(N)	L	62	66	(A)				
1976-77	W	59	54	(H)	1985-86	L	70	84	(N)	1991-92	L	68	83	(H)	W	84	61	(A)	
Penn State: UNC trails 2-3				1986-87	L	72	79	(N)	L	52	65	(A)	W	90	61	(H)			
1980-81	W	82	79	(A)	1987-88	L	69	92	(A)	L	55	74	(N)	1992-93	W	92	68	(H)	
1984-85	L	79	98	(A)	1988-89	L	75	93	(H)	1992-93	W	72	65	(H)	W	77	69	(A)	
2003-04	W	73	60	(H)	Southern Mississippi: UNC leads 1-0				L	67	73	(A)	1993-94	W	84	44	(H)		
2004-05	L	71	77	(A)	1982-83	W	106	97	(N)	1993-94	L	75	77	(H)	W	70	62	(A)	
2011-12	L	84	103	(A)	Stanford: UNC trails 0-2				L	74	83	(A)	1994-95	W	82	67	(H)		
Pfeiffer: Series tied 1-1				1994-95	L	71	81	(N)	W	77	60	(N)	W	85	48	(A)			
1978-79	L	79	83	(H)	2010-11	L	65	72	(N)	1994-95	L	64	80	(A)	W	71	51	(N)	
W	79	67	(H)	Stetson: UNC leads 3-1				L	78	88	(H)	1995-96	W	84	72	(A)			
Pittsburgh: UNC trails 0-1				1979-80	W	91	55	(H)	1995-96	L	71	87	(A)	W	69	68	(H)		
1980-81	L	67	79	(A)	1988-89	L	91	95	(A)	L	70	83	(H)	1996-97	W	82	55	(H)	
Prairie View A&M: UNC leads 1-0				1991-92	W	90	75	(A)	1996-97	W	75	71	(A)	W	75	71	(A)		
2006-07	W	95	38	(N)	1992-93	W	97	42	(H)	W	70	65	(H)	W	86	69	(N)		
Presbyterian College: UNC leads 2-0				Syracuse: UNC leads 3-0				1997-98	L (3ot)	100	105	(A)	1997-98	W	90	59	(A)		
2009-10	W	92	37	(H)	1998-99	W	85	68	(H)	W (2ot)	85	84	(H)	W	78	53	(H)		
2011-12	W	61	38	(H)	2000-01	W	81	68	(A)	W	76	56	(N)	1998-99	W	100	75	(A)	
Princeton: UNC trails 0-1				2007-08	W	97	72	(H)	1998-99	W	79	68	(A)	W	88	66	(H)		
1989-90	L	69	71	(A)	Temple: UNC leads 3-0				W (ot)	82	80	(H)	1999-2000	L	56	69	(A)		
Providence: UNC trails 0-1				1984-85	W (ot)	77	67	(H)	W	83	70	(N)	W	75	69	(H)			
1990-91	L	105	109	(N)	1985-86	W	76	67	(A)	1999-2000	L	68	87	(A)	2000-01	L	75	82	(A)
Purdue: UNC leads 4-2				1986-87	W	94	65	(H)	W (ot)	66	63	(H)	W	72	60	(H)			
1993-94	W	89	74	(N)	Tennessee: UNC trails 3-15				W	67	63	(N)	2001-02	W	90	68	(H)		
1998-99	L	59	82	(N)	1977-78	L	66	92	(H)	2000-01	L	76	78	(H)	L	64	65	(A)	
2005-06	W	70	68	(N)	1978-79	L	57	95	(A)	L	73	76	(A)	2002-03	W	86	56	(H)	
2006-07	W	84	72	(N)	1979-80	L	55	66	(H)	2001-02	W	79	64	(H)	W	67	57	(A)	
2007-08	W	90	72	(H)	1980-81	L	72	76	(A)	W	78	68	(A)	2003-04	W	90	79	(H)	
2008-09	L	70	85	(N)	1981-82	L	62	76	(H)	2002-03	W	74	54	(H)	L	67	69	(A)	
Queens College: UNC leads 1-0				1982-83	L	65	108	(A)	L	59	69	(A)	2004-05	W	83	61	(H)		
1982-83	W	98	58	(A)	1983-84	L	59	75	(H)	W	88	78	(N)	W	78	69	(A)		
Radford: UNC leads 6-3				1984-85	L	70	84	(A)	2003-04	W	75	70	(A)	W	91	57	(A)		
1983-84	L	76	82	(A)	1985-86	W	82	68	(H)	W	70	64	(H)	2005-06	W	96	47	(H)	
1985-86	W	81	62	(H)	1986-87	L	68	87	(A)	W	64	45	(N)	2006-07	W	76	55	(A)	
1986-87	W	65	52	(H)	1987-88	L	65	88	(H)	2004-05	W	76	56	(A)	2007-08	W	77	66	(H)
1987-88	L	81	92	(A)	1992-93	L	54	74	(N)	W	89	60	(H)	2008-09	W	77	66	(H)	
1988-89	L	70	72	(H)	1997-98	L	70	76	(N)	W	78	72	(N)	2009-10	W (ot)	65	59	(A)	
1993-94	W	115	63	(N)	2005-06	W	75	63	(N)	2005-06	W	72	60	(A)	2010-11	W	71	56	(H)
1996-97	W	113	67	(H)	2006-07	W	70	57	(H)	W	82	56	(N)	2011-12	W	75	71	(A)	
1999-2000	W	77	58	(H)	L	50	56	(N)	2006-07	W	96	62	(H)	2012-13	W	76	56	(H)	
2012-13	W	64	44	(H)	2007-08	L	79	83	(A)	2007-08	W	90	82	(A)	Washington: UNC trails 0-1				
Rhode Island: UNC leads 1-0				2012-13	L	57	102	(A)	W	80	65	(N)	1988-89	L	60	72	(N)		
1994-95	W	80	68	(N)	Chattanooga: UNC leads 1-0				2008-09	W	103	74	(H)	Washington State: UNC leads 1-0					
Rice: UNC leads 1-0				1991-92	W	89	83	(H)	2009-10	L (2ot)	78	82	(A)	2010-11	W	93	55	(N)	
1999-2000	W	83	50	(N)	UT-Martin: UNC leads 3-0				2010-11	W	64	52	(H)	West Virginia: UNC leads 1-0					
Richmond: UNC leads 3-0				2001-02	W	90	67	(H)	2011-12	W (2ot)	78	73	(A)	1979-80	W	95	56	(N)	
1995-96	W	77	72	(A)	2003-04	W	101	63	(H)	W	64	56	(H)	Western Carolina: UNC leads 10-1					
1999-2000	W	106	80	(A)	2004-05	W	96	36	(H)	2012-13	W	71	60	(H)	1974-75	W	85	62	(H)
2001-02	W	99	69	(H)	Tennessee State: UNC leads 2-0				VCU: UNC leads 1-0				1975-76	L	72	92	(A)		
Rider: UNC leads 1-0				1990-91	W	82	68	(H)	2008-09	W	77	65	(H)	W	62	51	(H)		
1990-91	W	78	55	(H)	1998-99	W	95	63	(H)	Virginia Tech: UNC leads 16-3				1978-79	W	82	62	(H)	
Robert Morris: UNC leads 4-0				Tennessee Tech: UNC leads 3-2				1979-80	W	82	73	(H)	1986-87	W	91	49	(H)		
1990-91	W	92	68	(H)	1975-76	L	63	111	(A)	1981-82	L	74	76	(A)	1989-90	W	70	56	(H)
1992-93	W	54	39	(A)	1976-77	L	67	90	(A)	1982-83	W	103	83	(H)	1997-98	W	86	31	(H)
1994-95	W	87	50	(H)	1980-81	W	63	62	(N)	1983-84	W	73	52	(N)	2001-02	W	100	44	(H)
2010-11	W	76	47	(H)	1994-95	W	79	52	(N)	1984-85	L	73	74	(N)	2006-07	W	87	57	(H)
Sacramento State: UNC leads 1-0				2006-07	W	93	52	(H)	1985-86	W	75	73	(H)	2008-09	W	90	56	(H)	
2006-07	W	99	38	(N)	Texas: UNC leads 1-0				1991-92	W	66	53	(H)	2010-11	W	93	36	(H)	
Savannah State: UNC leads 1-0				1980-81	W	75	73	(H)	1994-95	W	57	52	(A)	Western Illinois: UNC leads 1-0					
2011-12	W	74	21	(H)	TCU: UNC leads 1-0				2004-05	W	93	67	(H)	1994-95	W	89	48	(H)	
St. Francis (Pa.): UNC leads 1-0				2005-06	W	77	54	(N)	2005-06	W	84	75	(A)	Western Kentucky: UNC leads 2-0					
2003-04	W	80	44	(H)	Towson: UNC leads 2-0				2006-07	W	102	68	(H)	1997-98	W	88	67	(N)	
St. Joseph's: UNC trails 0-1				1989-90	W	95	62	(H)	W	90	60	(N)	2007-08	W	93	60	(N)		
1986-87	L	78	67	(N)	1995-96	W	72	45	(H)	2007-08	W	79	59	(A)	Western Michigan: UNC leads 4-0				
St. John's: UNC leads 6-0				Vanderbilt: UNC leads 3-2				2008-09	W	93	77	(H)	1981-82	W	90	63	(N)		
1982-83	W	71	59	(N)	1980-81	L	80	81	(N)	2009-10	L	64	79	(A)	2002-03	W	79	76	(A)
1983-84	W (ot)	81	79	(H)	1993-94	W	73	69	(N)	2010-11	W	76	51	(H)	2003-04	W	81	52	(H)
1986-87	W	69	61	(A)	2001-02	L	61	70	(N)	2011-12	W	56	37	(A)	2008-09	W	102	55	(H)
1998-99	W	77	67	(N)	2005-06	W	87	67	(N)	W	48	45	(H)	William & Mary: UNC leads 4-0					
2006-07	W	87	43	(N)	W	89	70	(A)	2012-1	W	72	50	(A)	1978-79	W	76	61	(A)	
2009-10	W	83	73	(H)	Villanova: UNC leads 2-0				Virginia Union: UNC leads 2-0				1990-91	W	82	63	(A)		
San Diego State: UNC leads 1-0				2001-02	W	49	45	(H)	1977-78	W	82	47	(H)	1991-92	W	89	39	(H)	
1982-83	W	84	74	(H)	2004-05	W	63	56	(N)	1990-91	W	82	59	(H)	1996-97	W	78	37	(H)
Seton Hall: UNC leads 1-0				Virginia: UNC leads 48-32				Wake Forest: UNC leads 59-12				Winston-Salem State: UNC leads 1-0							
1994-95	W	59	45	(H)	1975-76	W	49	40	(A)	1974-75	W	63	51	(A)	2006-07	W	83	32	(H)
Shaw: UNC leads 1-0				1976-77	W	60	54	(H)	1975-76	W	89	37	(H)	Winthrop: UNC leads 8-0					
1974-75	W	107	44	(H)	L	59	71	(A)	1976-77	W	92	54	(N)	1974-75	W	72	58	(H)	
South Carolina: UNC leads 9-7				1977-78	W	81	58	(H)	1977-78	W	85	57	(A)	1975-76	W	54	47	(A)	
1975-76	W	75	65	(A)	W	77	66	(A)	W	79	52	(N)	1976-77	W	71	64	(H)		
1978-79	L	60	69	(H)	1978-79	W	85	56	(H)	1978-79	W	89	46	(H)	1991-92	W	116	58	(A)
1979-80	L	62	94	(A)	W	86	81	(N)	W	96	72	(N)	1993-94	W	85	34	(H)		
1980-81	L	77	83	(H)	1979-80	W (ot)	66	65	(A)	1979-80	W	101	73	(A)	2000-01	W	71	48	(H)
1985-86	W	72	71	(H)	W	68	61	(N)	1980-81	W	67	59	(H)	2001-02	W	84	43	(A)	
1986-87	W	67	46	(A)	1980-81	W	55	51	(H)	W	92	63	(H)	2004-05	W	79	29	(H)	
1987-88	W	77	73	(H)	1981-82	W	74	65	(H)	1981-82	W	96	63	(A)	Wisconsin: UNC leads 1-0				
1988-89	L	71	98	(A)	W	62	60	(A)	W	82	56	(H)	1989-90	W	84	77	(N)		
1990-91	L	69	76	(N)	1982-83	L (ot)	74	78	(A)	W	90	65	(N)	Wofford: UNC leads 6-0					
2000-01	W	74	68	(N)	1983-84	W	88	78	(H)	1982-83	W	118	8						

History and Records

Tar Heels In The Polls

AP Polls

1993-94

#9 - Preseason
#9 - Nov. 22
#8 - Nov. 29
#7 - Dec. 6
#5 - Dec. 13
#5 - Dec. 20
#6 - Dec. 27
#5 - Jan. 3
#4 - Jan. 10
#7 - Jan. 17
#5 - Jan. 24
#3 - Jan. 31
#3 - Feb. 7
#5 - Feb. 14
#5 - Feb. 21
#5 - Feb. 28
#5 - March 7
#4 - Final

1994-95

#7 - Preseason
#5 - Nov. 28
#4 - Dec. 5
#4 - Dec. 12
#4 - Dec. 19
#4 - Dec. 26
#4 - Jan. 2
#4 - Jan. 9
#3 - Jan. 16
#3 - Jan. 23
#5 - Jan. 30
#11 - Feb. 7
#9 - Feb. 14
#12 - Feb. 21
#12 - Feb. 28
#10 - March 6
#11 - Final

1995-96

#23 - Preseason
#24 - Nov. 21
#24 - Nov. 28
#25 - Dec. 5
#22 - Dec. 12
#22 - Dec. 19

1996-97

#23 - Preseason
#22 - Nov. 18
#22 - Nov. 25
#22 - Dec. 2
#20 - Dec. 9
#19 - Dec. 15
#20 - Dec. 23
#19 - Dec. 30
#16 - Jan. 6
#10 - Jan. 13
#9 - Jan. 20
#6 - Jan. 27
#5 - Feb. 3
#5 - Feb. 10
#4 - Feb. 17
#5 - Feb. 24
#4 - March 3
#4 - March 10

1997-98

#5 - Preseason
#5 - Nov. 18
#9 - Nov. 25
#7 - Dec. 2
#6 - Dec. 9
#5 - Dec. 16
#5 - Dec. 23
#5 - Dec. 30
#8 - Jan. 6
#7 - Jan. 13
#11 - Jan. 20
#6 - Jan. 27
#5 - Feb. 3
#5 - Feb. 10
#7 - Feb. 17
#10 - Feb. 24
#7 - March 2
#7 - Final

1998-99

#10 - Preseason
#5 - Nov. 16
#5 - Nov. 23
#9 - Nov. 30
#7 - Dec. 7
#7 - Dec. 14
#6 - Dec. 21
#6 - Dec. 28
#6 - Jan. 4
#7 - Jan. 11
#7 - Jan. 18
#14 - Jan. 25
#13 - Feb. 1
#14 - Feb. 8
#12 - Feb. 15
#13 - Feb. 22
#11 - March 1
#14 - March 8

1999-2000

#9 - Preseason
#8 - Nov. 15
#10 - Nov. 22
#9 - Nov. 29
#11 - Dec. 6
#10 - Dec. 13
#10 - Dec. 20
#9 - Dec. 27

#9 - Jan. 3
#15 - Jan. 10

2000-01

#22 - Preseason
#22 - Nov. 13

2001-02

#24 - Nov. 26
#18 - Dec. 3
#17 - Dec. 10
#16 - Dec. 17
#20 - Dec. 24
#19 - Dec. 31
#17 - Jan. 7
#17 - Jan. 14
#21 - Jan. 21
#24 - Jan. 28
#24 - Feb. 4
#20 - Feb. 11
#19 - Feb. 18
#16 - March 4
#16 - March 11
#16 - Final

2002-03

#13 - Preseason
#15 - Nov. 18
#11 - Nov. 25
#16 - Dec. 2
#14 - Dec. 9
#13 - Dec. 16
#13 - Dec. 23
#11 - Dec. 30
#10 - Jan. 6
#8 - Jan. 13
#9 - Jan. 20
#7 - Jan. 27
#7(t) - Feb. 3
#8 - Feb. 10
#6 - Feb. 17
#8 - Feb. 24
#11 - March 3
#11 - March 10
#12 - March 17

2003-04

#14 - Preseason
#14 - Nov. 17
#13 - Nov. 24
#13 - Dec. 1
#16 - Dec. 8
#15 - Dec. 15
#14 - Dec. 22
#14 - Dec. 29
#13 - Jan. 5
#13 - Jan. 12
#13 - Jan. 19
#10 - Jan. 26
#12 - Feb. 2
#15 - Feb. 9
#15 - Feb. 16
#11 - Feb. 23
#10 - March 1
#9 - March 8
#12 - March 15

2004-05

#9 - Preseason
#5 - Nov. 22
#2 - Nov. 29
#5 - Dec. 6
#5 - Dec. 13
#6 - Dec. 20
#7 - Dec. 27
#5 - Jan. 3
#9(t) - Jan. 10
#9 - Jan. 17
#12 - Jan. 24
#9 - Jan. 31
#8 - Feb. 7
#8 - Feb. 14
#8 - Feb. 21
#4 - Feb. 28
#4 - March 7

2005-06

#7 - Preseason
#7 - Nov. 21
#7 - Nov. 28
#7 - Dec. 5
#6 - Dec. 12
#6 - Dec. 19
#5 - Dec. 26
#5 - Jan. 2
#4 - Jan. 9
#4 - Jan. 16
#3 - Jan. 23
#1 - Jan. 30
#1 - Feb. 6
#3 - Feb. 13
#2 - Feb. 20
#1 - Feb. 27
#1 - March 6
#1 - March 13

2006-07

#2 - Preseason
#2 - Nov. 6
#2 - Nov. 13
#2 - Nov. 20
#2 - Nov. 27
#2 - Dec. 4
#2 - Dec. 11
#2 - Dec. 18
#2 - Dec. 26
#2 - Jan. 2

#2 - Jan. 8
#2 - Jan. 16
#2 - Jan. 22
#2 - Jan. 29
#2 - Feb. 5
#2 - Feb. 13
#4 - Feb. 20
#4 - Feb. 26
#3 - March 5
#2 - March 12

2007-08

#8 - Preseason
#7 - Nov. 12
#5 - Nov. 19
#4 - Nov. 26
#5 - Dec. 3
#3 - Dec. 10
#3 - Dec. 17
#4 - Dec. 25
#4 - Dec. 31
#3 - Jan. 7
#3 - Jan. 14
#3 - Jan. 21
#3 - Jan. 28
#3 - Feb. 4
#3 - Feb. 11
#2 - Feb. 18
#2 - Feb. 24
#2 - March 3
#2 - March 10
#2 - March 18

2008-09

#6 - Preseason
#4 - Nov. 17
#2 - Nov. 24
#2 - Dec. 1
#2 - Dec. 8
#2 - Dec. 15
#2 - Dec. 12
#2 - Dec. 29
#2 - Jan. 5
#2 - Jan. 12
#2 - Jan. 19
#10 - Jan. 26
#9 - Feb. 2
#8 - Feb. 9
#10 - Feb. 16
#9 - Feb. 23
#11 - March 2
#11 - March 9

2009-10

#5 - Preseason
#4 - Nov. 16
#4 - Nov. 23
#4 - Nov. 30
#11 - Dec. 7
#9 - Dec. 14
#7 - Dec. 21
#7 - Dec. 28
#7 - Jan. 4
#10 - Jan. 11
#14 - Jan. 18
#12 - Jan. 25
#9 - Feb. 1
#18 - Feb. 8

2010-11

#15 - Preseason
#14 - Nov. 16
#14 - Nov. 22
#14 - Nov. 29
#12 - Dec. 6
#10 - Dec. 13
#10 - Dec. 20
#10 - Dec. 27
#8 - Jan. 3
#11 - Jan. 10
#10 - Jan. 17
#15 - Jan. 24
#15 - Jan. 31
#13 - Feb. 7
#12 - Feb. 14
#13 - Feb. 21
#19 - Feb. 28
#14 - March 7

2011-12

#20 - Preseason
#19 - Nov. 14
#16 - Nov. 21
#14 - Nov. 28
#18 - Dec. 5
#18 - Dec. 12
#23 - Dec. 19
#24 - Dec. 26
#25 - Jan. 2
#22 - Jan. 9
#24 - Jan. 16
#25 - Jan. 23
#23 - Jan. 30
#23 - Feb. 6

2012-13

#25 - Nov. 19
#22 - Nov. 26
#21 - Dec. 3
#19 - Dec. 10
#17 - Dec. 17
#16 - Dec. 24
#15 - Dec. 31
#11 - Jan. 7
#11 - Jan. 14
#11 - Jan. 21
#11 - Jan. 28

#16 - Feb. 4
#14 - Feb. 11
#16 - Feb. 18
#15 - Feb. 25
#15 - March 4
#13 - March 11
#13 - March 18

Coaches' Polls

1993-94

#10 - Preseason
#9 - Nov. 22
#9 - Nov. 29
#7 - Dec. 6
#6 - Dec. 13
#5 - Dec. 20
#5 - Dec. 27
#5 - Jan. 3
#4 - Jan. 10
#7 - Jan. 17
#5 - Jan. 24
#3 - Jan. 31
#3 - Feb. 7
#5 - Feb. 14
#5 - Feb. 21
#6 - Feb. 28
#5 - March 7
#4 - March 14
#1 - Final

1994-95

#6 - Preseason
#5 - Nov. 28
#4 - Dec. 5
#4 - Dec. 12
#4 - Dec. 19
#4 - Dec. 26
#4 - Jan. 2
#4 - Jan. 9
#3 - Jan. 16
#3 - Jan. 23
#5 - Jan. 30
#11 - Feb. 7
#9 - Feb. 14
#12 - Feb. 21
#12 - Feb. 28
#11 - March 6
#11 - Final

1995-96

#19 - Preseason
#18 - Nov. 2
#17 - Nov. 25
#14 - Dec. 5
#15 - Dec. 12
#16 - Dec. 19
#24 - Dec. 26
#25 - Jan. 16
#25 - Jan. 23

1996-97

#25 - Dec. 2
#22 - Dec. 9
#20 - Dec. 15
#19 - Dec. 23
#18 - Dec. 30
#15 - Jan. 6
#10 - Jan. 13
#8 - Jan. 20
#8 - Jan. 27
#6 - Feb. 3
#6 - Feb. 10
#5 - Feb. 17
#6 - Feb. 24
#5 - March 3
#5 - March 10

1997-98

#5 - Preseason
#9 - Nov. 25
#7 - Dec. 2
#6 - Dec. 9
#5 - Dec. 16
#5 - Dec. 23
#5 - Dec. 30
#7 - Jan. 6
#7 - Jan. 13
#11 - Jan. 20
#7 - Jan. 27
#5 - Feb. 2
#5 - Feb. 10
#7 - Feb. 17
#9 - Feb. 24
#7 - March 2
#3 - Final

1998-99

#7 - Preseason
#7 - Nov. 16
#5 - Nov. 23
#8 - Nov. 30
#7 - Dec. 7
#6 - Dec. 14
#6 - Dec. 21
#6 - Dec. 28
#6 - Jan. 4
#6 - Jan. 11
#6 - Jan. 18
#10 - Jan. 25
#10 - Feb. 1
#14 - Feb. 8
#13 - Feb. 15
#14 - Feb. 22
#12 - March 1
#13 - March 8
#15 - Final

Tar Heels In The Polls

• Highest Associated Press poll ranking:

No. 1, most recently March 13, 2006

• Highest coaches' poll ranking:

No. 1, most recently March 14, 2006

• Total weeks in the top 10:

AP – 177, Coaches' – 180

• Consecutive weeks in the top 10:

AP – 80 (Jan. 31, 2005 to Feb. 23, 2009); Coaches' – 96 (Nov. 23, 2004 to March 2, 2009)

Note: With the exception of the the Dec. 3, 1985 coaches' poll, the first UNC appearance in the Top 10 of a major poll was in the 1993-94 preseason. Carolina would finish that season with a national championship.

1999-2000

#8 - Preseason
#8 - Nov. 15
#11 - Nov. 22
#12 - Nov. 19
#11 - Dec. 6
#11 - Dec. 13
#11 - Dec. 20
#9 - Dec. 27
#9 - Jan. 3
#12 - Jan. 10
#23 - Jan. 17
#18 - Final

2000-01

#25 - Preseason

2001-02

#24 - Nov. 26
#20 - Dec. 3
#17 - Dec. 10
#16 - Dec. 17
#19 - Dec. 24
#20 - Dec. 31
#16 - Jan. 7
#17 - Jan. 14
#20 - Jan. 21
#22 - Jan. 28
#23 - Feb. 4
#22 - Feb. 11
#21 - Feb. 18
#21 - Feb. 25
#18 - March 4
#16 - March 11
#11 - Final

2002-03

#13 - Preseason
#15 - Nov. 20
#12 - Nov. 26
#15 - Dec. 3
#14 - Dec. 10
#13 - Dec. 17
#13 - Dec. 24
#12 - Dec. 31
#9 - Jan. 7
#10 - Jan. 14
#9 - Jan. 21
#6 - Jan. 28
#6 - Feb. 4
#7 - Feb. 11
#6 - Feb. 18
#7 - Feb. 25
#9 - March 4
#10 - March 11
#11 - March 18
#15 - Final

2003-04

#14 - Preseason
#13 - Nov. 18
#13 - Nov. 25
#12 - Dec. 2
#15 - Dec. 9
#14 - Dec. 16
#14 - Dec. 23
#14 - Dec. 30
#13 - Jan. 6
#13 - Jan. 13
#11 - Jan. 20
#11 - Jan. 27
#13 - Feb. 3
#14 - Feb. 10
#15 - Feb. 17
#11 - Feb. 24
#10 - March 2
#11 - March 9
#11 - March 16
#21 - Final

2004-05

#12 - Preseason
#7 - Nov. 23
#4 - Nov. 30
#7 - Dec. 7
#6 - Dec. 14
#6 - Dec. 21
#5 - Dec. 28
#4 - Jan. 4
#8 - Jan. 11
#6 - Jan. 18

#5 - Jan. 25

#6 - Feb. 1
#6 - Feb. 8
#5 - Feb. 15
#4 - Feb. 22
#3 - March 1
#2 - March 8
#2 - March 13
#6 - Final

2005-06

#8 - Preseason
#8 - Nov. 15
#8 - Nov. 22
#8 - Nov. 29
#6 - Dec. 6
#6 - Dec. 13
#5 - Dec. 20
#5 - Dec. 27
#5 - Jan. 3
#4 - Jan. 10
#3 - Jan. 17
#2 - Jan. 24
#1 - Jan. 31
#1 - Feb. 7

2006-07

#2 - Preseason
#2 - Nov. 6
#2 - Nov. 13
#2 - Nov. 20
#2 - Nov. 28
#2 - Dec. 4
#2 - Dec. 11
#2 - Dec. 18
#2 - Dec. 26
#2 - Jan. 2
#2 - Jan. 8
#2 - Jan. 16
#2 - Jan. 23
#2 - Jan. 30
#2 - Feb. 5
#2 - Feb. 13
#4 - Feb. 21
#4 - Feb. 26
#3 - March 5
#2 - March 12
#3 - Final

2007-08

#7 - Preseason
#6 - Nov. 13
#6 - Nov. 20
#4 - Nov. 27
#4 - Dec. 4
#3 - Dec. 11
#3 - Dec. 18
#4 - Dec. 26
#4 - Jan. 1
#3 - Jan. 8
#3 - Jan. 15
#4 - Jan. 22
#3 - Jan. 29
#3 - Feb. 5
#3 - Feb. 12
#2 - Feb. 19
#2 - Feb. 26
#2 - March 4
#2 - March 11
#2 - March 17
#5 - Final

2008-09

#4 - Preseason
#3 - Nov. 18
#2 - Nov. 25
#2 - Dec. 2
#2 - Dec. 9
#2 - Dec. 16
#2 - Dec. 23
#2 - Dec. 30
#2 - Jan. 6
#2 - Jan. 13
#3 - Jan. 20
#10 - Jan. 27
#9 - Feb. 3

#7 - Feb. 10
#10 - Feb. 17
#10 - Feb. 24
#11 - March 2
#11 - March 10
#17 - Final

2009-10

#5 - Preseason
#4 - Nov. 17
#4 - Nov. 24
#4 - Nov. 31
#11 - Dec. 8
#10 - Dec. 15
#7 - Dec. 22
#7 - Dec. 29
#7 - Jan. 5
#11 - Jan. 12
#15 - Jan. 19
#13 - Jan. 26
#15 - Feb. 2
#20 - Feb. 9

2010-11

#18 - Preseason
#16 - Nov. 16
#15 - Nov. 22
#15 - Nov. 30
#13 - Dec. 7
#13 - Dec. 14
#10 - Dec. 21
#10 - Dec. 28
#8 - Jan. 4
#11 - Jan. 11
#11 - Jan. 18
#14 - Jan. 25
#12 - Feb. 1
#10 - Feb. 8
#13 - Feb. 15
#16 - Feb. 22
#19 - March 1
#14 - March 7
#12 - Final

2011-12

#19 - Preseason
#17 - Nov. 15
#15 - Nov. 22
#13 - Nov. 29
#17 - Dec. 6
#16 - Dec. 13
#22 - Dec. 20
#23 - Dec. 27
#23 - Jan. 3
#21 - Jan. 10
#25 - Jan. 24
#24 - Jan. 31

2012-13

#25 - Dec. 18
#23 - Dec. 25
#23 - Jan. 1
#20 - Jan. 8
#19 - Jan. 15
#16 - Jan. 22
#18 - Jan. 29
#18 - Feb. 5
#17 - Feb. 12
#17 - Feb. 19
#17 - Feb. 26
#17 - March 5
#18 - March 12
#18 - March 18
#19 - Final

History and Records

Tar Heels Against Ranked Opponents

1976-77 (0-4)				1/13 L 76-82 NC State 14	12/20 L 74-88 vs. Alabama 7	12/5 W 77-54 at Connecticut 8
1/22 L 56-66 Old Dominion 18	1/21 L 63-73 Virginia 6	1/18 W 87-73 at Duke 19	12/20 W 87-67 vs. Vanderbilt 19			
1/29 L 67-90 at Tenn. Tech 6	2/10 L 44-51 at NC State 14	1/20 W 75-63 at Clemson 10	1/15 W 65-53 at NC State 25			
2/19 L 62-74 NC State 8	3/1 L 63-70 vs. NC State 16	1/23 W 77-66 NC State 17	1/29 W 74-70 at Duke 2			
3/6 L 68-83 at Maryland 13	1987-88 (1-8)				2/2 W 75-71 at Virginia 8	2/2 W 75-58 NC State 24
1977-78 (0-6)				1/6 L 70-104 Maryland 15	2/10 W 79-72 Clemson 22	2/9 L* 95-98 Maryland 6
12/6 L 51-78 at Old Dominion 9	1/19 L 51-56 at Wake Forest 20	2/21 W 81-61 Duke 22	2/20 W 69-62 Boston College 17			
1/10 L 59-75 NC State 5	1/27 W 66-65 at Duke 17	2/23 W 70-65 Virginia 11	2/25 W 77-65 Duke 1			
1/13 L 79-85 Maryland 7	1/30 L 73-81 Virginia 6	3/1 W 66-55 vs. Duke 25	3/5 W 91-80 vs. Maryland 4			
2/10 L 58-89 vs. NC State 2	2/2 L 57-74 Wake Forest 16	3/2 W 62-58 vs. Clemson 22	3/26 W 70-68 vs. Purdue 11			
2/22 L 70-92 at NC State 3	2/6 L 66-74 at Maryland 12	3/16 W* 81-71 Michigan State 24	3/28 W 75-63 vs. Tennessee 6			
3/9 L 66-92 Tennessee 1	2/17 L 57-64 at Virginia 7	3/22 L 46-44 vs. Geo. Wash. 22	4/2 L 70-81 vs. Maryland 3			
1978-79 (0-9)				2/25 L 65-88 Tennessee 3	1997-98 (10-5)	
12/2 L 76-87 at Old Dominion 6	2/27 L 60-66 at Clemson 20	11/23 L 48-68 vs. Florida 9	12/3 W 70-56 Tennessee 4			
12/5 L 81-87 NC State 3	1988-89 (0-10)				12/20 W 88-67 vs. Western Ky. 18	1/15 W 82-76 Connecticut 7
1/3 L 82-93 at Maryland 3	11/25 L 60-72 vs. Washington 13	1/12 W 83-74 Duke 25	1/28 W 84-71 at Maryland 3			
1/24 L 64-91 at NC State 8	12/1 L 75-93 Southern Cal. 14	1/15 L#100-105 Virginia 15	2/8 L 53-64 Duke 1			
1/27 L 63-91 at Clemson 20	1/4 L 71-98 at South Carolina 17	1/22 W 67-64 NC State 8	2/25 L 62-67 at Duke 1			
2/3 L 57-95 at Tennessee 8	1/18 L 64-92 at Virginia 13	2/1 W 80-59 Clemson 21	3/3 W 78-72 vs. Maryland 6			
2/9 L 69-71 vs. Maryland 7	1/21 L 59-93 Maryland 8	2/12 L 70-83 at Duke 13	3/4 W 60-54 vs. NC State 24			
2/24 L 77-95 NC State 9	1/24 L 69-86 NC State 13	2/15 W^ 85-84 at Virginia 12	3/25 W 70-56 vs. Geo. Wash. 14			
3/8 L 60-81 vs. Old Dominion 1	2/1 L 79-87 Virginia 15	2/22 L 57-60 at NC State 10	3/27 W 84-72 vs. Purdue 11			
1979-80 (2-8)				2/27 W 76-56 vs. Virginia 15	4/1 L 50-56 vs. Tennessee 3	
12/1 L 55-66 Tennessee 4	2/18 L 60-87 at Maryland 6	2/28 W 56-52 vs. Duke 8	2007-08 (7-3)			
12/4 L 66-89 at NC State 5	3/4 L 68-93 vs. Maryland 5	3/1 W 81-50 vs. Clemson 16	11/11 W 75-60 Arizona State 12			
12/21 W 100-79 Mercer 20	1989-90 (0-8)				12/2 L 79-83 at Tennessee 1	
1/2 W 64-62 Maryland 7	12/29 L 69-83 Georgia 3	3/15 W 85-72 Florida Int'l 12	12/2 L 79-83 at Tennessee 1			
1/23 L 68-85 NC State 10	12/30 L 81-106 vs. Iowa 4	3/21 W 80-74 vs. Illinois 16	1/21 L 71-82 at Connecticut 1			
1/30 L 53-74 Old Dominion 1	1/13 L 52-59 at Maryland 14	3/23 L 70-76 vs. Tennessee 1	1/26 W^ 97-86 Maryland 4			
2/9 L 63-90 vs. NC State 9	1/22 L 63-81 Virginia 12	1998-99 (8-5)		2/4 W 93-76 at Duke 11		
2/16 L 62-94 at South Carolina 5	1/24 L 69-85 at NC State 11	11/15 W 76-58 vs. Kansas 11	3/2 W 82-51 Duke 12			
2/23 L 59-81 at NC State 8	2/15 L 46-95 at Virginia 9	11/28 L 68-86 vs. UCLA 12	3/8 W 80-65 vs. Virginia 25			
3/5 L 61-89 at Old Dominion 1	2/18 L 86-105 NC State 9	12/20 W 90-75 vs. Alabama 11	3/9 W 86-73 vs. Duke 12			
1980-81 (3-8)				1/4 W 87-76 Clemson 12	3/29 W 78-74 vs. Louisville 19	
12/3 L 70-85 at Clemson 19	3/3 L 61-80 vs. NC State 9	1/18 W 79-68 at Virginia 19	3/31 L 50-56 vs. LSU 6			
12/6 L 61-65 NC State 10	1990-91 (1-6)				2008-09 (5-5)	
1/11 W 75-73 Texas 8	1/23 L 69-79 NC State 3	1/22 L 71-93 Duke 11	11/19 W 73-67 Xavier 23			
1/22 L 62-67 at NC State 12	1/26 L 66-79 at Clemson 21	2/3 W 76-72 at Clemson 17	11/23 W 80-79 at Oklahoma 2			
1/26 L 72-76 at Tennessee 7	1/29 L 67-92 Virginia 1	2/14 W* 82-80 Virginia 18	12/3 W 72-63 at Ohio State 18			
2/5 W 77-74 at East Carolina 18	2/6 L 60-97 at Virginia 1	2/21 L 78-88 at Duke 8	1/16 W 103-74 Virginia 14			
2/7 L 70-75 at Maryland 9	2/12 L 70-90 at NC State 7	2/28 W 83-70 vs. Virginia 19	1/19 L 58-88 Connecticut 1			
2/9 L 77-83 South Carolina 13	2/24 W 58-54 Clemson 24	3/1 L 72-87 vs. Clemson 13	1/25 L 71-77 at Maryland 12			
2/12 L 64-77 NC State 13	3/2 L 69-90 vs. Virginia 1	3/14 W 70-56 Alabama 22	2/9 W 75-60 Duke 4			
3/3 W 89-83 East Carolina 17	1991-92 (2-7)				2/13 L 70-77 at Florida State 14	
3/4 L 50-70 NC State 15	1/8 L 68-83 Virginia 1	3/20 L 59-82 vs. Purdue 1	3/1 L* 79-81 at Duke 10			
1981-82 (1-3)					3/7 L 84-95 vs. Maryland 4	
12/5 L 64-71 Old Dominion 2	1/12 W 72-56 Clemson 17	11/20 L 65-69 vs. UCLA 4	2009-10 (2-5)			
12/12 L 63-71 at NC State 9	1/18 L 68-72 at Maryland 2	12/4 L 86-99 vs. Notre Dame 11	12/3 L 66-72 at Michigan State 22			
2/6 L 71-84 Maryland 5	1/22 W* 82-77 NC State 20	1/3 L 72-79 NC State 3	1/6 W 89-78 Georgia Tech 20			
2/16 W 78-65 NC State 7	1/27 L 78-92 Maryland 1	1/23 L 67-79 at Iowa State 8	1/9 L 47-88 at Connecticut 1			
1982-83 (2-5)				1/27 L 58-101 at Duke 9	2/1 L 73-83 Florida State 15	
11/24 L 65-108 at Tennessee 4	2/19 L 46-49 at Clemson 19	2/3 L 76-86 at NC State 11	2/8 L 51-79 at Duke 8			
1/18 W 68-66 NC State 19	2/26 L 52-65 at Virginia 1	2/7 W* 66-63 Virginia 22	2/26 L 57-64 at Georgia Tech 22			
1/22 L 77-91 at Maryland 3	3/8 L 55-78 vs. Virginia 1	2/27 W 73-64 Duke 9	2/28 W 64-54 Duke 6			
2/5 W 74-70 Maryland 5	3/21 L 72-86 at Miami 6	3/5 W 67-63 vs. Virginia 16	2010-11 (6-6)			
2/15 L 82-97 at NC State 18	1/5 L 63-73 at Georgia Tech 23	1/20 L 65-69 vs. UCLA 4			12/2 W 79-67 Iowa 18	
3/5 L 69-88 vs. Maryland 7	1/16 W 59-56 at Clemson 17	12/3 L 55-78 vs. Notre Dame 4	1/17 L 57-83 Connecticut 2			
3/19 L 70-72 at Georgia 8	1/23 W 85-80 Maryland 5	1/8 W 71-70 at Clemson 16	1/23 L 65-88 at Maryland 15			
1983-84 (7-6)				1/14 W* 83-77 NC State 19	2/2 W 84-75 at Florida State 19	
1/2 L 59-75 Tennessee 11	2/3 W 72-65 Virginia 11	1/21 L 77-94 Oklahoma 13	2/7 W 62-60 Duke 5			
1/7 W 80-79 Maryland 9	2/9 L 67-73 at Virginia 14	1/25 L* 85-92 Duke 4	2/13 L 66-78 Miami 20			
1/14 W 85-72 Virginia 20	2/20 L 52-73 at Maryland 12	2/8 W^ 100-99 Clemson 25	2/27 L 58-66 at Duke 9			
1/17 W 71-70 at NC State 16	2/27 W 70-63 Clemson 24	2/22 L 73-84 at NC State 17	3/4 W 78-65 vs. Florida State 14			
1/30 W 69-61 Clemson 14	3/7 L 61-75 vs. Maryland 12	2/26 L 67-72 at Duke 4	3/5 W 83-57 vs. Miami 10			
2/4 L 52-57 at Maryland 16	3/25 L 54-74 vs. Tennessee 2	3/3 L 57-75 vs. Clemson 25	3/6 L 66-81 vs. Duke 8			
2/9 L 72-88 at Virginia 14	1993-94 (7-2)				3/21 W 86-74 vs. Kentucky 17	
2/11 L 68-74 NC State 16	12/30 W 89-83 vs. Alabama 10	11/15 L 74-97 at Connecticut 1	3/26 L 65-72 vs. Stanford 2			
2/26 L 76-98 at Clemson 20	1/8 W 98-75 vs. Northwestern 18	12/2 W 95-85 at Old Dominion 17	2011-12 (1-9)			
3/2 W 74-73 vs. Clemson 20	1/12 L 75-77 Virginia 15	12/20 L 53-85 vs. S. Carolina 23	11/30 L 84-103 at Penn State 16			
3/3 W 96-68 vs. Virginia 15	2/9 L 74-83 at Virginia 17	1/24 L 102-82 at Duke 5	1/2 W 65-63 Miami 12			
3/4 W 99-76 vs. NC State 16	3/7 W 77-60 vs. Virginia 8	2/24 L 75-90 Duke 5	1/8 L* 72-78 Maryland 5			
3/22 L 72-73 vs. Cheyney 9	3/24 W 73-69 vs. Vanderbilt 12	3/16 L 35-86 at Connecticut 3	2/6 L 56-96 at Duke 5			
1984-85 (3-6)				3/18 W 72-69 Minnesota 18	2/8 L 37-61 at Miami 6	
12/8 L 70-84 at Tennessee 16	4/2 W 89-74 vs. Purdue 8	3/23 L 61-70 vs. Vanderbilt 4	2/12 L 54-56 Georgia Tech 22			
12/28 L 64-78 vs. Old Dominion 1	4/3 W 60-59 vs. Louisiana Tech 6	2002-03 (1-4)		2/24 L 64-84 at Maryland 6	2/26 L 73-79 Duke 7	
1/13 L* 62-64 at Virginia 15	1994-95 (3-4)				3/2 L 53-54 vs. Georgia Tech 15	
1/15 W 77-74 NC State 17	11/27 W 79-72 vs. Florida 15	11/30 L 63-66 vs. Oklahoma 22	12/12 L 62-77 vs. Connecticut 2	2012-13 (5-7)		
2/5 W 77-75 Virginia 16	1/25 L 72-74 at Duke 21	12/20 W 78-69 vs. S. Carolina 18	12/21 L 64-73 vs. Iowa 11	11/14 W 63-48 Georgetown 25	11/28 W 57-54 Ohio State 15	
2/23 L 59-80 vs. Louisiana Tech 5	1/30 L 64-80 at Virginia 12	1/20 L* 67-78 Duke 1	1/11 L 57-79 at Duke 1	11/28 W 57-54 Ohio State 15	12/2 L 57-102 at Tennessee 16	
3/2 W 76-55 vs. Virginia 20	2/25 W 82-57 Duke 19	2/20 L 63-97 at Duke 2	2/14 L 79-89 Duke 4	1/24 L 59-85 at Maryland 10	1/3 W 60-57 Maryland 8	
3/3 L 80-81 vs. NC State 13	3/5 W 95-70 vs. Duke 22	3/10 L 59-77 vs. Duke 2	3/8 L 47-63 vs. Duke 1	1/31 W 72-62 Florida State 20	1/24 L 59-85 at Maryland 10	
3/17 L 79-98 at Penn State 9	2/23 L 71-81 vs. Stanford 4	2003-04 (1-3)		2/3 L 63-84 Duke 5	2/17 L 73-80 at Florida State 19	
1985-86 (3-5)				2/8 L 37-61 at Miami 6	3/3 L 58-65 at Duke 5	
11/30 L 67-90 vs. Auburn 8	11/27 W 79-72 vs. Florida 15	11/30 L 63-66 vs. Oklahoma 22	12/12 L 62-77 vs. Connecticut 2	3/9 W 72-65 vs. Maryland 10	3/10 L 73-92 vs. Duke 6	
12/27 L 70-87 vs. Georgia 2	1/25 L 72-74 at Duke 21	12/20 W 78-69 vs. S. Carolina 18	12/21 L 64-73 vs. Iowa 11	3/26 L 69-78 at Delaware 15		
1/11 W 82-68 Tennessee 11	1/30 L 64-80 at Virginia 12	1/20 L* 67-78 Duke 1	1/11 L 57-79 at Duke 1	* - Overtime		
1/16 W 70-68 at NC State 17	2/25 W 82-57 Duke 19	2/20 W* 75-72 NC State 21	2/14 L 79-89 Duke 4	^ - Two overtimes		
1/25 L 79-84 Virginia 4	3/5 W 95-70 vs. Duke 22	2/27 W 77-68 at Duke 2	3/8 L 47-63 vs. Duke 1	# - Three overtimes		
2/5 W 60-58 at Virginia 3	2/23 L 71-81 vs. Stanford 4	12/30 W 73-60 Penn State 10	3/28 L 63-72 vs. Baylor 5	All rankings according to the Associated Press poll at the time of the game		
2/12 L 79-86 Duke 20	12/2 L 62-77 vs. Connecticut 2	1/11 L 57-79 at Duke 1	2005-06 (11-2)			
3/20 L 70-84 vs. Southern Cal. 3	12/21 L 64-73 vs. Iowa 11	2/14 L 79-89 Duke 4	11/25 W 79-72 vs. Arizona State 16			
1986-87 (0-7)				12/30 L 55-69 vs. Auburn 25		
12/27 L 72-79 vs. Southern Cal. 7	1/13 W 93-68 Clemson 23	11/21 W 71-65 vs. Connecticut 4	1/17 L 72-76 at NC State 11			
1/4 L 68-87 at Tennessee 1	1/17 L 72-76 at NC State 11	11/27 W 63-56 vs. Villanova 24	1/24 L 85-86 Duke 12			
1/10 L 66-81 at Virginia 4	1/31 L 71-87 at Virginia 9	1/9 L 77-92 at Maryland 21	2/4 L 80-87 vs. Duke 3			
	2/4 L 75-80 vs. Georgia 1	1/24 W 56-51 Duke 1	3/18 W 72-69 Minnesota 18			
	2/12 L 70-83 Virginia 10	2/20 W* 75-72 NC State 21	3/23 L 61-70 vs. Vanderbilt 4			
	2/15 L* 78-79 at Clemson 19	2/27 W 77-68 at Duke 2	2004-05 (6-2)			
	2/18 W 75-65 NC State 16	3/7 W 88-67 vs. Duke 5			11/21 W 71-65 vs. Connecticut 4	
	2/23 L 58-61 at Duke 12	3/28 L 63-72 vs. Baylor 5	11/27 W 63-56 vs. Villanova 24			
	3/1 L 49-67 vs. Clemson 22		1/9 L 77-92 at Maryland 21			
	1996-97 (10-2)				1/24 W 56-51 Duke 1	
			2/20 W* 75-72 NC State 21			

History and Records

Career Records

Total Points

	Games	Points	Avg
1. Ivory Latta (2004-07)	138	2,285	16.56
2. Tracy Reid (1995-98)	121	2,200	18.18
3. Tonya Sampson (1991-94)	123	2,143	17.42
4. Charlotte Smith (1992-95)	129	2,094	16.23
5. Pam Leake (1983-86)	124	2,001	16.14
6. Tresa Brown (1981-84)	121	1,931	15.96
7. Erlana Larkins (2005-08)	141	1,927	13.67
8. Nikki Teasley (1998-2002)	125	1,822	14.58
9. Kathy Crawford (1980-83)	124	1,806	14.56
10. Chanel Wright (1996-99)	128	1,805	14.10

Scoring Average

	Games	Points	Avg
1. Tracy Reid (1995-98)	121	2,200	18.18
2. Tonya Sampson (1991-94)	123	2,143	17.42
3. Marion Jones (1994-97)	102	1,716	16.82
4. Ivory Latta (2004-07)	138	2,285	16.56
5. Charlotte Smith (1992-195)	129	2,094	16.23
6. Dawn Royster (1984-87)	110	1,778	16.16
7. Pam Leake (1983-86)	124	2,001	16.14
8. Tresa Brown (1981-84)	121	1,931	15.96
9. Nikki Teasley (1998-2002)	125	1,822	14.58
10. Kathy Crawford (1980-83)	124	1,806	14.56

Field Goal Percentage (Min. 300 made)

	FGM	FGA	Pct
1. LaToya Pringle (2005-08)	418	722	.579
2. Erlana Larkins (2005-08)	717	1,265	.567
3. Tresa Brown (1981-84)	785	1,434	.547
4. Kathy Crawford (1980-83)	770	1,420	.542
5. Marion Jones (1994-97)	670	1,264	.530
6. Tracy Reid (1995-98)	886	1,679	.528
7. Chay Shegog (2009-12)	529	1,025	.516
8. Dawn Royster (1984-87)	745	1,445	.516
9. Sylvia Crawley (1991-94)	490	953	.514
10. Jessica Breland (2007-11)	619	1,239	.500

Three-Pointers Made

	Gms	Makes
1. Ivory Latta (2004-07)	138	345
2. Coretta Brown (2000-03)	131	251
3. Nikki Teasley (1998-2002)	125	236
4. Stephanie Lawrence (1992-95)	125	227
5. Italee Lucas (2008-11)	138	226
6. Tonya Sampson (1991-94)	123	194
7. Juana Brown (1998-2001)	124	168
8. Heather Claytor (2006-09)	140	163
9. Leah Metcalf (2002-05)	130	162
10. Chanel Wright (1996-99)	128	143

Three-Pt. Percentage (Min. 70 made)

	3FGM	3FGA	Pct
1. Ivory Latta (2004-07)	345	886	.389
2. Coretta Brown (2000-03)	251	661	.380
3. Heather Claytor (2006-09)	163	439	.371
4. Camille Little (2004-07)	99	275	.360
5. Stephanie Lawrence (1992-95)	227	634	.358
6. LaQuanda Barksdale (1998-2001)	74	208	.356
7. Leah Sharp (1998-2001)	103	292	.353
8. Italee Lucas (2008-11)	226	653	.346
9. Brittany Rountree (2012-present)	93	271	.343
10. Nikki Teasley (1998-2002)	236	694	.340
-- Tonya Sampson (1991-94)	194	573	.339

Total Rebounds

	Games	Reb	Avg
1. Bernadette McGlade (1977-80)	121	1,251	10.34
2. Charlotte Smith (1992-95)	129	1,200	9.30
3. Erlana Larkins (2005-08)	141	1,173	8.32
4. Dawn Royster (1984-87)	110	1,108	10.07
5. Tracy Reid (1995-98)	121	1,065	8.80
6. Henrietta Walls (1980-83)	123	1,024	8.33
7. La'Tangela Atkinson (2003-06)	134	1,012	7.55
8. LaQuanda Barksdale (1998-2001)	130	977	7.52
9. Jessica Breland (2007-11)	142	960	6.76
10. Tonya Sampson (1991-94)	123	924	7.51

Rebounding Average

	Games	Reb	Avg
1. Bernadette McGlade (1977-80)	121	1,251	10.34
2. Dawn Royster (1984-87)	110	1,108	10.07
3. Charlotte Smith (1992-95)	129	1,200	9.30
4. Tracy Reid (1995-98)	121	1,065	8.80
5. Henrietta Walls (1980-83)	123	1,024	8.33
6. Erlana Larkins (2005-08)	141	1,173	8.32
7. La'Tangela Atkinson (2003-06)	134	1,012	7.55
8. LaQuanda Barksdale (1998-2001)	130	977	7.52
9. Tonya Sampson (1991-94)	123	924	7.51
10. Heather Thompson (1990-91)	56	418	7.46

Free Throw Percentage (Min. 100 made)

	FTM	FTA	Pct
1. Ivory Latta (2004-07)	476	568	.840
2. Eileen McCann (1981-84)	128	163	.785
3. Alex Miller (2005-09)	103	132	.780
4. Nikki Teasley (1998-2002)	384	493	.779
5. LeAnn Kennedy (1989-92)	269	348	.773
6. Italee Lucas (2008-11)	209	275	.760
7. Kathy Wilson (1985-88)	337	445	.757
8. LaQuanda Barksdale (1998-2001)	267	353	.756
9. Cetera DeGraffenreid (2008-11)	544	720	.756
10. Emily Johnson (1989-92)	180	240	.750

Assists

	Games	Asts	Avg
1. Nikki Teasley (1998-2002)	125	728	5.82
2. Ivory Latta (2004-07)	138	599	4.34
3. Cetera DeGraffenreid (2008-11)	139	589	4.24
4. Pam Leake (1983-86)	124	545	4.40
5. Coretta Brown (2000-03)	131	517	4.58
6. Pam Hammond (1982-85)	122	513	4.20
7. Emily Johnson (1989-92)	112	511	4.56
8. Leah Metcalf (2002-05)	130	500	3.85
9. Marion Jones (1994-97)	102	403	3.95
10. Aprille Shaffer (1978-81)	128	395	3.09

Steals

	Games	Steals	Avg
1. Pam Leake (1983-86)	124	401	3.23
2. Tonya Sampson (1991-94)	123	390	3.17
3. Cetera DeGraffenreid (2008-11)	139	371	2.67
4. Marion Jones (1994-95, 97)	102	334	3.27
5. Nikita Bell (2002-05)	133	322	2.42
6. Erlana Larkins (2005-08)	141	294	2.09
7. Nikki Teasley (1998-2002)	125	280	2.24
8. Camille Little (2004-07)	138	277	2.01
9. Ivory Latta (2004-07)	138	257	1.86
10. Tracy Reid (1995-98)	121	247	2.04
Rashanda McCants (2006-09)	142	247	1.74

Blocked Shots

	Games	Blks	Avg
1. LaToya Pringle (2005-08)	138	336	2.43
2. Dawn Royster (1984-87)	110	329	2.99
3. Jessica Breland (2007-11)	142	295	2.08
4. Waltiea Rolle (2010-13)	122	262	2.15
5. Candace Sutton (2001-2004)	126	208	1.65
6. Chay Shegog (2009-12)	131	173	1.32
7. Gwendolyn Gillingham (1992-95)	114	126	1.11
8. Sylvia Crawley (1991-94)	124	123	0.99
9. Erlana Larkins (2005-08)	141	113	0.80
10. Tresa Brown (1981-84)	121	112	0.93

History and Records

Single-season Records

Points

	Games	Pts.	Avg.
1. Pam Leake (1986)	31	695	22.41
2. Tracy Reid (1998)	33	687	20.82
3. Charlotte Smith (1995)	35	685	19.57
4. Dawn Royster (1985)	32	653	20.41
5. Tresa Brown (1984)	31	646	20.84
6. Ivory Latta (2006)	35	645	18.43
7. Tonya Sampson (1993)	30	631	21.03
8. Marion Jones (1995)	35	628	17.94
9. Tracy Reid (1997)	30	623	20.76
10. Pam Leake (1985)	31	620	20.00

Scoring Average

	Games	Pts.	Avg.
1. Pam Leake (1986)	31	695	22.41
2. Tonya Sampson (1993)	30	631	21.03
3. Tresa Brown (1984)	31	646	20.84
4. Tracy Reid (1998)	33	687	20.82
5. Tracy Reid (1997)	30	623	20.76
6. Dawn Royster (1985)	32	653	20.41
7. Kathy Wilson (1988)	27	547	20.26
8. Pam Leake (1985)	31	620	20.00
9. Charlotte Smith (1995)	35	685	19.57
10. Tracy Reid (1996)	23	439	19.10

FG Percentage (Min. 4 FGM/game)

FG	FGA	Pct.
1. Kathy Crawford (1983)	248	.623
2. Erlana Larkins (2005)	181	.609
3. LaToya Pringle (2008)	174	.584
4. Erlana Larkins (2006)	180	.569
5. Erlana Larkins (2007)	182	.567
6. Kathy Crawford (1982)	176	.566
7. Tresa Brown (1983)	207	.561
8. Tresa Brown (1984)	272	.561
9. Sylvia Crawley (1994)	195	.551
10. LaToya Pringle (2007)	137	.550

Rebounds

	Games	Reb.	Avg.
1. Bernadette McGlade (1980)	36	386	10.72
2. Dawn Royster (1985)	32	379	11.84
3. Charlotte Smith (1995)	35	376	10.74
4. Erlana Larkins (2007)	38	349	9.18
5. LaQuanda Barksdale (2001)	29	334	11.52
6. Erlana Larkins (2008)	35	331	9.46
7. Bernadette McGlade (1979)	32	318	9.94
8. Tracy Reid (1998)	33	312	9.45
9. Tracy Reid (1997)	30	304	10.13
10. Charlotte Smith (1994)	33	304	9.21

Rebounding Average

	Games	Reb.	Avg.
1. Bernadette McGlade (1977)	24	297	12.38
2. Dawn Royster (1985)	32	379	11.84
3. LaQuanda Barksdale (2001)	29	334	11.52
4. Charlotte Smith (1995)	35	376	10.74
5. Bernadette McGlade (1980)	36	386	10.72
6. Tracy Reid (1997)	30	304	10.13
7. Bernadette McGlade (1979)	32	318	9.94
8. Dawn Royster (1987)	29	288	9.93
9. Laura Broomfield (2012)	26	256	9.85
10. Erlana Larkins (2008)	35	331	9.46

Free Throws Made

	FT	FTA	Avg.
1. Charlotte Smith (1995)	174	267	.652
2. Cetera DeGraffenreid (2010)	173	218	.794
3. Tierra Ruffin-Pratt (2013)	168	241	.697
4. LaToya Pringle (2008)	161	215	.749
5. Cetera DeGraffenreid (2009)	159	211	.754
6. Tracy Reid (1998)	152	250	.608
7. Chanel Wright (1999)	139	192	.724
8. Ivory Latta (2006)	138	162	.852
9. Tonya Sampson (1993)	137	186	.737
10. Erlana Larkins (2005)	134	163	.822

FT Percentage (Min. 2.5/game)

	FT	FTA	Pct.
1. Ivory Latta (2005)	132	153	.863
Nikki Teasley (2002)	132	153	.863
3. Ivory Latta (2007)	112	131	.855
4. Ivory Latta (2006)	138	162	.852
5. Coretta Brown (2003)	90	108	.833
6. Erlana Larkins (2005)	134	163	.822
7. Tonya Sampson (1994)	121	148	.818
8. Tresa Brown (1984)	102	125	.816
9. Nikki Teasley (2000)	66	81	.815
10. Jessica Gaspar (1999)	109	134	.813

Three-Pointers Made

	Games	3FG	3FGA
1. Ivory Latta (2007)	38	107	266
2. Coretta Brown (2002)	35	99	251
3. Ivory Latta (2005)	34	92	232
4. Coretta Brown (2003)	34	88	223
5. Ivory Latta (2006)	35	85	212
6. Italee Lucas (2011)	37	79	235
6. Nikki Teasley (2002)	33	77	209
8. Italee Lucas (2009)	35	70	178
9. Stephanie Lawrence (1995)	33	69	217
10. Tonya Sampson (1992)	31	65	179

Three-Pt. Percent. (Min. 40 made)

	3FG	3FGA	Pct.
1. Heather Claytor (2006)	41	91	.451
2. Brittany Rountree (2012)	43	103	.417
3. Stephanie Lawrence (1994)	60	148	.405
4. Stephanie Lawrence (1992)	43	107	.402
5. Ivory Latta (2007)	107	266	.402
6. Ivory Latta (2006)	85	212	.401
7. Juana Brown (1999)	64	160	.400
8. Ivory Latta (2005)	92	232	.397
9. Coretta Brown (2003)	88	223	.395
10. Coretta Brown (2002)	99	251	.394

Assists

	Games	Assists	Avg.
1. Nikki Teasley (1999)	36	211	5.86
2. Coretta Brown (2001)	29	193	6.65
3. Nikki Teasley (2002)	33	189	5.73
4. Ivory Latta (2006)	35	181	5.17
5. Cetera DeGraffenreid (2011)	37	176	4.76
6. Pam Hammond (1985)	32	169	5.28
7. Marion Jones (1995)	35	168	4.80
8. Nikki Teasley (1998)	30	166	5.53
9. Pam Leake (1986)	31	165	5.32
10. Emily Johnson (1992)	31	163	5.26

Steals

	Games	Steals	Avg.
1. Linda Matthews (1979)	30	127	4.23
2. Pam Leake (1986)	31	125	4.03
3. Marion Jones (1995)	35	124	3.54
4. Tonya Sampson (1994)	34	119	3.50
Pam Leake (1985)	31	119	3.82
6. Marion Jones (1994)	35	111	3.17
Tonya Sampson (1993)	30	111	3.70
8. Nikita Bell (2005)	34	105	3.09
9. Cetera DeGraffenreid (2009)	35	100	2.86
10. Cetera DeGraffenreid (2010)	31	99	3.19
Camille Little (2007)	38	99	2.61
Marion Jones (1997)	32	99	3.09

Blocked Shots

	Games	Blocks	Avg.
1. LaToya Pringle (2007)	38	121	3.18
2. Dawn Royster (1985)	32	114	3.56
3. Jessica Breland (2009)	35	108	3.09
4. LaToya Pringle (2008)	35	95	2.71
5. Dawn Royster (1987)	29	90	3.10
6. Waltiea Rolle (2013)	35	89	2.54
7. Dawn Royster (1984)	32	84	2.63
8. Waltiea Rolle (2011)	37	82	2.22
9. LaToya Pringle (2006)	35	75	2.14
10. Jessica Breland (2008)	36	74	2.06

History and Records

Record Book

Individual Records

Most Points Scored

Game: 42 by Tracy Reid vs. Virginia, 1/15/98
Season: 695 by Pam Leake, 1986
Career: 2,285 by Ivory Latta, 2004-07

Most Field Goals Made

Game: 19 by Tresa Brown vs. Fairleigh Dickinson, 1/9/84

Season: 296 by Pam Leake, 1986
Career: 834 by Pam Leake, 1983-86

Most Field Goals Attempted

Game: 30 by Dawn Royster vs. Radford, 11/29/84; by Pam Leake vs. Georgia, 12/27/85
Season: 572 by Pam Leake, 1986
Career: 1,758 by Ivory Latta, 2004-07

Most Three-Point Field Goals Made

Game: 8 by Italee Lucas at Virginia, 2/15/10
Season: 107 by Ivory Latta, 2007
Career: 245 by Ivory Latta, 2004-07

Most Three-Point Field Goals Attempted

Game: 17 by Italee Lucas at Virginia, 2/15/10
Season: 266 by Ivory Latta, 2007
Career: 886 by Ivory Latta, 2004-07

Highest Three-Point Field Goal Percentage

Season: 45.1 (41-91) by Heather Claytor, 2006
Career: 38.9 by Ivory Latta, 2004-07

Most Free Throws Made

Game: 16 by Tonya Sampson vs. Maryland, 1/23/93; vs. Virginia, 2/3/93
Season: 174 by Charlotte Smith, 1995
Career: 544 by Cetera DeGraffenreid, 2008-11

Most Free Throws Attempted

Game: 21 by Tonya Sampson vs. Virginia, 2/3/93

Season: 267 by Charlotte Smith, 1995
Career: 738 by Charlotte Smith, 1992-95

Most Rebounds

Game: 26 by Dawn Royster vs. Delaware State, 11/20/84
Season: 386 by Bernadette McGlade, 1980
Career: 1,251 by Bernadette McGlade, 1977-80

Most Assists

Game: 16 by Coretta Brown vs. North Carolina A&T, 11/21/00
Season: 211 by Nikki Teasley, 1999
Career: 728 by Nikki Teasley, 1998-2000, 2002

Most Blocked Shots

Game: 9 by LaToya Pringle vs. Wofford, 12/6/06
Season: 121 by LaToya Pringle, 2007
Career: 336 by LaToya Pringle, 2005-08

Most Steals

Game: 10 by Pam Leake vs. Clemson, 1/24/85
Season: 127 by Linda Matthews, 1979
Career: 401 by Pam Leake, 1983-86

Most Games Played

Season: 38 by six players in 2007
Career: 142 by Jessica Breland, 2007-11

Team Records

Most Points Scored

Game: 121 vs. Mercer, 11/29/85
Season: 3,179 in 2007 (38 games)

Highest Scoring Average

Season: 86.3 in 2008 (3,107 pts., 36 games)

Lowest Scoring Average

Season: 67.5 in 1977 (1,620 pts., 24 games)

Most Field Goals Made

Game: 53 vs. Mercer (82 att.), 11/29/85
Season: 1,174 in 2007 (2,515 att.)

Most Field Goals Attempted

Game: 100 vs. East Carolina, 2/26/77
Season: 2,662 in 1980 (1,116 made)

Highest Field Goal Percentage

Game: 66.2 vs. UM-Eastern Shore (45 of 68), 11/25/85
Season: 50.6 in 1983 (1,071 of 2,118)

Most Three-Point Field Goals Made

Game: 14 vs. Navy (24 att.), 12/6/91; vs. Gonzaga (26 att.), 11/25/06

Season: 248 (682 att.) in 2006

Most Three-Point Field Goals Attempted

Game: 32 vs. Miami (13 made), 1/9/05

Season: 719 (240 made) in 2007

Highest Three-Point Field Goal Percentage

Season: 36.4 in 2006 (248 of 682)

Most Free Throws Made

Game: 37 vs. Georgia So., 3/16/94 (48 att.)
Season: 695 in 2008 (1,005 attempted)

Most Free Throws Attempted

Game: 48 vs. Georgia So., 3/16/94 (37 made)
Season: 1,005 in 2008 (695 made)

Highest Free Throw Percentage

Game: 100.0 (16 of 16) vs. UCLA, 12/31/87
Season: 72.4 in 2006 (547-756)

Most Rebounds

Game: 73 vs. Clemson, 2/5/76
Season: 1,721 in 2007 (38 games)

Highest Rebounding Average

Season: 50.5 in 1977 (1,213 in 24 games)

Most Assists

Game: 37 vs. Duke, 2/21/97
Season: 676 in 2007

Most Blocked Shots

Game: 14 vs. Winthrop, 2/1/94; vs. Winston-Salem State, 11/12/06
Season: 253 in 2007

Most Steals

Game: 34 vs. Coastal Carolina, 12/8/93
Season: 544 in 2007

Most Games Played

Season: 38 in 2007 (34-4)

Most Victories

Season: 34 in 2007 (34-4)

Most Losses

Season: 20 in 1989 (10-20)

Highest Winning Percentage

Season: 94.3 in 1994 (33-2); 94.3 in 2006 (33-2)

Longest Winning Streak

32 games, 2/12/94-1/22/95

Longest Losing Streak

14 games, 1/14/89-2/25/89

Largest Average Winning Margin

28.7 in 2007 (UNC: 83.7 ppg; Opp.: 55.0 ppg)

Miscellaneous Single Game

Fewest Points Scored

35 at Connecticut (35-86), 1/16/12

Largest Margin of Victory

77 vs. NC Central (109-32), 11/9/07

Largest Margin of Defeat

51 at Connecticut (35-86), 1/16/12

Highest Combined Score

214 vs. Providence (105-109), 11/24/91

Highest Winning Score

121 vs. Mercer (61), 11/29/85

Highest Losing Score

105 vs. Providence (109), 11/24/90

Lowest Winning Score

48 vs. Virginia Tech (45), 1/6/13

Lowest Combined Score

70 vs. North Carolina Central (49-21), 12/12/12

Freshman Records

Points: 496, Erlana Larkins, 2004-05

Scoring average: 14.9 points per game, Tonya Sampson, 1990-91

Rebounds: 297, Bernadette McGlade, 1976-77

Rebounding average: 12.4, Bernadette McGlade, 1976-77

Assists: 166, Nikki Teasley, 1997-98

Steals: 111, Marion Jones, 1993-94

Blocks: 84, Dawn Royster, 1983-84

Opponent Single Game

Most Points Scored

Player: 48 by Mimi McKinney, Virginia, 1/15/98
Team: 111 by Tennessee Tech, 1/31/76

Fewest Points Scored

Team: 21 by Savannah State, 12/29/11; by North Carolina Central, 12/12/12

Most Field Goals Made

Player: 20 by Barbara Kennedy, Clemson (33 att.), 2/20/82

Team: 43 by Iowa (75 att.), 12/30/89; by Maryland (62 att.), 1/21/89

Most Field Goals Attempted

Player: 33 by Barbara Kennedy, Clemson (20 made), 2/20/82

Team: 93 by Oklahoma City (32 made), 11/19/83

Most Three-Point Goals Made

Player: 8 by Ashley Holliday, Kennesaw State (17 att.), 11/27/11

Team: 14 by South Dakota (28 att.), 3/15/09; by Fresno State (50 att.), 3/19/11; by Penn State (24 att.)

Most Three-Point Goals Attempted

Player: 20 by Jaleesa Ross, Fresno State (4 made), 3/19/11

Team: 50 by Fresno State (14 made), 3/19/11

Most Free Throws Made

Player: 20 by Shay Doron, Maryland (22 att.), 1/9/2005

Team: 38 by Maryland (43 att.), 2/8/92

Most Free Throws Attempted

Player: 22 by Shay Doron, Maryland (20 made), 1/9/2005

Team: 47 by High Point (35 made), 12/21/77

Most Rebounds

Player: 25 by Ta'Shia Phillips, Xavier, 11/19/08

Team: 70 by Connecticut, 11/15/01

Most Assists

Player: 17 by Suzie McConnell, Penn State, 3/17/85

Team: 32 by Maryland, 2/6/90

Most Blocked Shots

Player: 8 by Genia Beasley, NC State, 1/24/79; by Anne Donovan, ODU, 1/30/80; by Alison Bales, Duke, 2/25/06

Team: 12 by Auburn, 12/18/82

Most Steals

Player: 10 by Nancy Lieberman, Old Dominion, 1/30/80

Team: 23 by Maryland, 3/6/77; by Evansville, 11/11/01; by Duke, 3/1/09

Miscellaneous Opponent Team

Highest Scoring Average

Season: 82.6 in 1989 (2,477 points, 30 games)

Lowest Scoring Average

Season: 55.0 in 2007 (2,090 points, 38 games)

Highest Field Goal Percentage

Game: 69.4 by Maryland (43 of 62), 1/21/89

ACC Tournament MVPs

Tresa Brown, 1984
Dawn Royster, 1985
Charlotte Smith, 1994, 1995
Marion Jones, 1997
Tracy Reid, 1998
Nikki Teasley, 2000
Ivory Latta, 2005, 2006, 2007
Erlana Larkins, 2008



Ivory Latta is the only player, male or female, in ACC history to win ACC Tournament MVP honors three straight seasons.

ACC All-Freshman Team Selections

Tonya Sampson, 1991
Charlotte Smith, 1992
Marion Jones, 1994
Tracy Reid, 1995
Chanel Wright, 1996
Nikki Teasley, 1998
Candace Sutton, 2001
Leah Metcalf, 2002
La'Tangela Atkinson, 2003
Ivory Latta, 2004
Camille Little, 2004
Erlana Larkins, 2005
Cetera DeGraffenreid, 2008
Chay Shegog, 2009
Brittany Rountree, 2012
Xylina McDaniel, 2013

ACC All-Defensive Team Selections

Nikita Bell, 2003, 2005
La'Tangela Atkinson, 2006
Camille Little, 2007
LaToya Pringle, 2008
Jessica Breland, 2009
Waltiea Rolle, 2011, 2013

All-ACC Selections

Tresa Brown, 1984
Pam Leake, 1985 and 1986
Dawn Royster, 1985 and 1987
Kathy Wilson, 1988
Tonya Sampson, 1992, 1993, 1994
Charlotte Smith, 1994, 1995
Marion Jones, 1995, 1997
Tracy Reid, 1996, 1997, 1998
LaQuanda Barksdale, 1999 (3rd team), 2000, 2001
Juana Brown, 1999 (3rd team)
Nikki Teasley, 1999 (2nd team), 2000 (3rd team), 2002
Coretta Brown, 2001 (2nd team), 2002, 2003
Nikita Bell, 2003 (2nd team)
Candace Sutton, 2003 (3rd team)
Camille Little, 2004, 2005 (3rd team), 2006 (3rd team), 2007 (2nd team)
Ivory Latta, 2004 (2nd team), 2005, 2006, 2007
La'Tangela Atkinson, 2004 (3rd team)
Erlana Larkins, 2005 (2nd team), 2006, 2007, 2008
LaToya Pringle, 2008
Rashanda McCants, 2008 (2nd team), 2009 (2nd team)
Jessica Breland, 2009 (2nd team), 2011 (honorable mention)
Cetera DeGraffenreid, 2009 (3rd team), 2010 (3rd team), 2011 (honorable mention)
Italee Lucas, 2010 (2nd team), 2011 (2nd team)
Laura Broomfield, 2011 (honorable mention), 2012 (honorable mention)
Chay Shegog, 2012 (2nd team)
Tierra Ruffin-Pratt, 2013
Xylina McDaniel, 2013



Nikita Bell was North Carolina's first ACC All-Defensive Team selection in 2003 and won Defensive POY honors in 2005.

History and Records

All-Americans



Marsha Mann • 1975

#44 • Marsha Mann

Marsha Mann was Carolina's first women's basketball All-America selection, by the **National Women's Invitational Tournament** in 1975.

Her senior season, 1974-75, was the first year in which the women's basketball team fell under the direction of the UNC athletic department. Mann paced the team in both scoring (17.0 points per game) and rebounding (9.8 per game) and led the Tar Heels to the NWIT in Amarillo, Texas. Under coach Angela Lumpkin, UNC went 1-2 there to finish the season 15-3.


Mann also competed for the United States team that won a silver medal at the 1973 World University Games.

#34 • Tonya Sampson

As a senior, Tonya Sampson earned **Kodak All-America** honors while leading the Tar Heels to the 1994 NCAA Championship. She paced the team in scoring in each of her four years, averaging a career-best 21 points per game in 1992-93. She graduated as Carolina's all-time leading scorer with 2,143 points, a total that was surpassed in 1998 by Tracy Reid.

Sampson was a member of the ACC's All-Freshman team in 1991, then earned All-ACC honors as a sophomore, junior and senior. She also earned All-ACC Tournament honors in 1994.

Sampson ranks in UNC's career top 10 in points, scoring average, total rebounds, rebounding average and steals. In addition to the Kodak team, Sampson was also named to the **Basketball America** and **Basketball Times** (third team) All-America squads.



Tonya Sampson • 1994



Bernadette McGlade • 1980

#14 • Bernadette McGlade

Bernadette McGlade, Carolina's career leader in rebounds, was a **National Women's Invitational Tournament** All-America selection in 1980. She led the Tar Heels in rebounding in all four seasons she played for Carolina and finished with a school-record total of 1,251. Her career average of 10.3 rebounds per game is the best in UNC history.

#25 • Kathy Crawford

Kathy Crawford was a **National Women's Invitational Tournament** All-America selection in 1980. She ranks ninth in UNC history in scoring with 1,806 career points and also ranks 10th in scoring average (14.6 ppg) and fourth in field goal percentage (54.2). Her 1983 mark of 62.3 percent from the field is still the Carolina single-season school record.

#23 • Charlotte Smith

Charlotte Smith was Carolina's first National Player of the Year, earning the 1995 ESPY Award for her play during the 1993-94 season. In 1995, Smith was named to the **Kodak**, **Associated Press**, **USBWA** and **Basketball Times** (second team) All-America teams.

Smith currently ranks fourth in total career points, fifth in scoring average, ninth in field goal percentage, second in total rebounds, third in rebounding average and 10th in blocked shots at Carolina.



Charlotte Smith • 1994, 1995



Tresa Brown • 1984

#24 • Tresa Brown

In 1984, Tresa Brown became the first UNC player to earn ACC Player of the Year honors. She also earned **Kodak All-America** honors that season after helping the Tar Heels to a 24-8 record and the school's first conference championship. Brown, who was MVP of the '84 ACC Tournament, led Carolina in scoring (20.8 points), field goal percentage (56.1) and free throw percentage (81.6) that season, her senior year. She also earned All-ACC honors.

Brown is second in career field goal percentage (54.7) and ranks sixth on Carolina's career scoring chart with 1,931 points. She also is among the school's top 10 in career scoring average, total rebounds and blocked shots.

#20 • Marion Jones

Marion Jones made an instant impact on the UNC program, helping the team to an NCAA championship as a freshman point guard. She averaged 14.1 points that season and in 1995 became the first Carolina sophomore to reach the 1,000-point mark.

Jones was 9-0 in Atlantic Coast Conference Tournament play as a member of championship teams in 1994, '95 and '97. She was an All-ACC pick in 1995 and '97, and earned ACC Tournament MVP and All-America honors from **Basketball America** in 1997. She was also a third-team selection by the **Basketball Times** and the **AP**.

Despite playing just three seasons, she ranks 14th all-time in scoring at UNC with 1,716 career points. She ranks third in career scoring average (16.8), fifth in field goal percentage (53.0), third in steals (334) and eighth in assists (403).



Marion Jones • 1997



Pam Leake • 1986

#20 • Pam Leake

Pam Leake was a **Kodak All-America** selection in 1986 when she led the Tar Heels in scoring with 22.4 points per game, the highest season scoring average in school history. With 2,001 career points, she ranks fifth on UNC's career scoring list.

She earned ACC Player of the Year honors in 1985 and 1986 and is one of only six players to have been so named twice in their careers.

Leake holds Carolina's career mark for steals (401) and ranks third in assists (545). Her career scoring average of 16.14 ranks fifth on the school's all-time chart and she is also among the top 10 in field goal percentage.

#00 • Tracy Reid

The No. 2 scorer in Tar Heel history, Tracy Reid amassed 2,200 points during her career. She was selected as the ACC Player of the Year in her junior and senior seasons. She was named to the **Kodak** and **AP** All-America teams in both 1997 and 1998, becoming UNC's first two-time consensus choice.

Reid earned All-ACC honors in 1996, '97 and '98 after leading the conference in scoring in all three of those years. She was voted to the All-ACC Tournament team in 1997 and '98.

In addition to leading the program in points scored, Reid boasts the highest career scoring average (18.2), the sixth-highest field goal percentage (52.8) and the fifth-highest rebound total (1,065). She and Charlotte Smith are the only UNC players to total more than 2,000 points and 1,000 rebounds in their careers.



Tracy Reid • 1997, 1998



LaQuanda Barksdale • 2001

#33 • LaQuanda Barksdale

LaQuanda Barksdale was Carolina's first All-American of the 21st century, getting the nod from the **Women's Basketball News Service** and the **Women's Basketball Journal** in 2001. A two-time first-team All-ACC selection, Barksdale ranks sixth in career three-point percentage, eighth in total rebounds, eighth in rebounding average, sixth in free-throw percentage and 10th in assists in program history.


#2 • Erlana Larkins

North Carolina's most dominant post player since Tracy Reid, Erlana Larkins was named to the **State Farm (formerly Kodak)**, **USBWA** and **Associated Press (second team)** All-America team as a senior in 2008. That followed her selection to the **AP third team** in 2007.

One of the most versatile posts in women's basketball history, Larkins ranks among the Carolina career leaders in scoring (seventh), field goal percentage (second), total rebounds (third), rebounding average (sixth), steals (fifth) and blocked shots (seventh).



Erlana Larkins • 2007, 2008



Ivory Latta • 2005, 2006, 2007

#12 • Ivory Latta

North Carolina's all-time leading scorer with 2,285 career points, Ivory Latta was also UNC's first three-time All-America selection and just its second two-time consensus pick.

As a sophomore in 2005, Latta was chosen for the **Associated Press third-team All-America** list.

Latta became just the second Tar Heel to earn National Player of the Year honors in 2006, when she was named the country's top player by ESPN.com, USBWA, Basketball Times and Gballmag.com. In addition to those accolades, Latta was named to the **AP, Kodak/WBCA, ESPN.com, USBWA, Basketball Times, Gballmag.com** and **Wooden Award** All-America teams.

Latta repeated on the **AP, Kodak/WBCA, USBWA** and **Wooden Award** All-America squads as a senior in 2007.

Honorable Mention All-America Selections

Tonya Sampson
1993: Kodak, USBWA
1992: Bask. Weekly
Charlotte Smith
1994: Kodak
1993: USBWA
Marion Jones
1997: Kodak
1995: AP
LaQuanda Barksdale
2001: AP, Kodak
Nikki Teasley
2002: AP, Kodak
Coretta Brown
2003: AP, Kodak
Camille Little
2004: Kodak

Nikita Bell
2005: AP
Ivory Latta
2005: Kodak
Erlana Larkins
2006: AP
Camille Little
2006: AP
La'Tangela Atkinson
2006: AP
LaToya Pringle
2008: AP, State Farm/WBCA
Rashanda McCants
2009: State Farm/WBCA
Tierra Ruffin-Pratt
2013: AP, WBCA

National Players of the Year

Charlotte Smith, 1994 (1995 ESPY Award)
Ivory Latta, 2006 (ESPN.com, USBWA, Basketball Times, Gballmag.com)

National Coach of the Year

Sylvia Hatchell, 1994 (USA Today, College Sports)
Sylvia Hatchell, 2006 (AP, Naismith, WBCA, USBWA, Basketball Times)
Sylvia Hatchell, 2008 (Basketball Times)

ACC Coach of the Year

Sylvia Hatchell, 1997, 2006, 2008

ACC Players of the Year

Tresa Brown, 1984
Pam Leake, 1985, 1986
Tracy Reid, 1997, 1998
Nikita Bell, 2005 (Defensive)
Ivory Latta, 2006
LaToya Pringle, 2008 (Defensive)

ACC Rookie of the Year

Dawn Royster, 1984
Charlotte Smith, 1992
Chanel Wright, 1996
Nikki Teasley, 1998
La'Tangela Atkinson, 2003
Camille Little, 2004
Xylina McDaniel, 2013



History and Records

All-Tournament Honors/International Play

National All-Freshman Teams

Charlotte Smith: Basketball Weekly, 1992; WBNS (2nd team), 1992
Ivory Latta: Basketball Times, 2004
Camille Little: Basketball Times, 2004
Erlana Larkins: Gballmagazine.com Young All-America Team, 2005
Cetera DeGraffenreid: Gballmagazine.com Young All-America Team, 2008

MVPs in Postseason Tournaments

Charlotte Smith: NCAA Final Four, 1994
Tonya Sampson: NCAA East Regional, 1994
Ivory Latta: NCAA Cleveland Regional, 2006
Erlana Larkins: NCAA Dalls Regional, 2007

Postseason All-Tournament Teams

Marsha Mann: NWIT, 1975
Kathy Crawford: NWIT, 1980
Bernadette McGlade: NWIT, 1980
Henrietta Walls: NCAIAW, 1981
Tonya Sampson: NCAA Final Four, 1994; NCAA East Regional, 1994
Charlotte Smith: NCAA Final Four, 1994
Sylvia Crawley: NCAA East Regional, 1994
Marion Jones: NCAA West Regional, 1995
Tracy Reid: NCAA East Regional, 1997; NCAA Mid-east Regional, 1998
Chanel Wright: NCAA Mideast Regional, 1998
Nikki Teasley: NCAA Mideast Regional, 1998
Nikita Bell: NCAA Tempe Regional, 2005
Ivory Latta: NCAA Tempe Regional, 2005; NCAA Cleveland Regional, 2006; NCAA Dallas Regional, 2007
Camille Little: NCAA Cleveland Regional, 2006
Erlana Larkins: NCAA Final Four, 2006; NCAA Dallas Regional, 2007; NCAA New Orleans Regional, 2008
LaToya Pringle: NCAA Dallas Regional, 2007; NCAA New Orleans Regional, 2008

All-ACC Tournament Team

(First-team unless otherwise noted)
Henrietta Walls: 1982
Kathy Crawford: 1983
Pam Leake: 1984, 1985, 1986
Tresa Brown: 1984
Pam Hammond: 1984
Dawn Royster: 1985
Sylvia Crawley: 1994
Tonya Sampson: 1994
Charlotte Smith: 1994, 1995
Marion Jones: 1994 (2nd team), 1995, 1997
Stephanie Lawrence: 1995 (2nd team)
Tracy Reid: 1995 (2nd team), 1997, 1998
Jessica Gaspar: 1997 (2nd team)
Chanel Wright: 1997 (2nd team), 1998, 1999
Nikki Teasley: 1998, 1999, 2000, 2002
Juana Brown: 1998 (2nd team), 1999
LaQuanda Barksdale: 2000, 2001
Coretta Brown: 2002, 2003
Candace Sutton: 2002, 2003
Leah Metcalf: 2003 (2nd team)
La'Tangela Atkinson: 2003 (2nd team), 2006 (2nd team)
Nikita Bell: 2005
Ivory Latta: 2004, 2005, 2006, 2007
Camille Little: 2004, 2005, 2006, 2007 (2nd team)
Erlana Larkins: 2005 (2nd team), 2006, 2007, 2008
LaToya Pringle: 2008
Rashanda McCants: 2008, 2009 (2nd team)
Cetera DeGraffenreid: 2008 (2nd team), 2011 (2nd team)
Jessica Breland: 2009, 2011
Italee Lucas: 2009 (2nd team), 2011
Tierra Ruffin-Pratt: 2013
Waltiea Rolle: 2013 (2nd team)
Latifah Coleman: 2013 (2nd team)

MVPs of Regular-Season Tournaments

Henrietta Walls: Queens Holiday, 1983
Tresa Brown: Lady Jayhawks Classic, 1984
Dawn Royster: Northern Lights Invitational, 1985
Kathy Wilson: Tar Heel Invitational, 1988
Merlaine Oden: Marshall Invitational, 1989



Olympic Games

Sylvia Hatchell: 1988, Asst. coach
Sylvia Crawley: 1996, Alternate

World University Games

Marsha Mann: 1973
Lori Gear: 1993, 1995 (Canada)
Sylvia Hatchell: 1995, Head coach
Sylvia Crawley: 1995
Marion Jones: 1995 (injured, did not play)
Charlotte Smith: 1995
LaQuanda Barksdale: 1999
Krista Gross: 2011, 2013 (Finland)

Pan-American Games

Sylvia Crawley: 1995, 1999
Erlana Larkins: 2007

Goodwill Games

Sylvia Hatchell: Asst. coach, '86

R. William Jones Cup

Pam Leake: 1985
Lori Gear: 1994 (Canada)
Sylvia Hatchell: 1994, Head coach
Sylvia Crawley: 1996
Charlotte Smith: 1996
Chanel Wright: 1998

Junior World Championships

Dawn Royster: 1985
Juana Brown: 1997
Nikki Teasley: 1997
Erlana Larkins: 2005
Italee Lucas: 2007
Chay Shegog: 2009

EuroBasket Qualifying

Krista Gross: 2011, 2012 (Finland)

Krista Gross (left) competed for her mother's home nation of Finland during 2011 and 2012. She was a member of the full national team at the 2011 Eurobasket Additional Qualifying Tournament in Hungary as well as the 2012 Eurobasket Qualifying Tournament, and started for a junior squad at the 2011 World University Games in China.

Ville Vuorinen/Basketballviews.com

Junior WC Qualifying Team

Erlana Larkins: 2004, 2006

U.S. Select Team

Sylvia Crawley: 1994
Charlotte Smith: 1994

Junior National Team

Charlotte Smith: 1992

Junior Select Team

Gwendolyn Gillingham: 1992

Olympic Festival

Eileen McCann: 1978, 1981
Dawn Royster: 1985
Liza Donnell: 1987
Tonya Sampson: 1991
Gwendolyn Gillingham: 1993
Charlotte Smith: 1993
Marion Jones: 1994
Tracy Reid: 1995

Emily Johnson: Carolina Classic, 1989
Heather Thompson: Carolina Classic, 1990
Kim Oden: Carolina Classic, 1991
Tonya Sampson: Carolina Classic, 1992; Citrus Sports Travel Holiday Classic, 1994
Charlotte Smith: Coastal Classic, 1993; ACC/Big Ten Challenge, 1994; Carolina Invitational, 1994; Wahine Classic, 1995; Carolinas Holiday Beach Classic, 1995
Tracy Reid: Big Four Classic, 1996-97
Juana Brown: LMU/Furama Hotel Thanksgiving Classic, 1998
Nikki Teasley: Winthrop Lady Eagle Classic, 2002
Ivory Latta: UNLV Lady Rebel Shootout, 2004
Erlana Larkins: Rainbow Wahine Classic, 2006
Jessica Breland: Junkanoo Jam, 2008; Preseason WNIT, 2008
Italee Lucas: Rainbow Wahine Showdown, 2010
Tierra Ruffin-Pratt: Preseason WNIT, 2012

Regular-Season All-Tournament Teams

Cathy Daniels: Virginia Classic, 1975
Cathy Shoemaker: Virginia Classic, 1976; UNC Christmas Classic, 1977, '78
Bernadette McGlade: UNC Christmas Classic, 1977-80; JMU Tip-Off Classic, 1980
Anne Lawrence: UNC Christmas Classic, 1980
Kathy Crawford: UNC Christmas Classic, 1981; Sunshine Classic, 1983; Auburn Dial Classic, 1983; Queens Holiday, 1983
Tresa Brown: Sunshine Classic, 1983; Auburn Dial Classic, 1983; Queens Holiday, 1983
Henrietta Walls: Queens Holiday, 1983
Pam Leake: Lady Jayhawk Classic, 1984
Dawn Royster: Northern Lights Invit., 1985; Orange Bowl Invitational, 1987
Sheri Anderson: Lady Hatter Classic, 1988
Dawn Bradley: Lady Hatter Classic, 1988
Marsha Matthews: Tar Heel Invit., 1988
Merlaine Oden: Carolina Classic, 1989
Liza Donnell: Marshall Invitational, 1989
Kareema Williams: Carolina Classic, 1990
Tanya Lamb: Princeton Tournament, 1990
Heather Thompson: Carolina Classic, 1990, 1991; Harvard Tournament, 1991
Emily Johnson: Harvard Tournament, 1991; Carolina

Classic, 1992
Tonya Sampson: Coastal Classic, 1991; Carolina Classic, 1992; Coastal Classic, 1993; Citrus Sports Travel Holiday Classic, 1994
Sylvia Crawley: Coastal Classic, 1993
Charlotte Smith: Coastal Classic, 1993; Carolina Invitational, 1994; ACC/Big Ten Challenge, 1994; Wahine Classic, 1995; Carolinas Holiday Beach Classic, 1995; Diamond Club Classic, 1995
Marion Jones: Citrus Sports Travel Holiday Classic, 1994; Carolina Invitational, 1994; ACC/Big Ten Challenge, 1994; Wahine Classic, 1995; Cellular One/Carolinas Holiday Beach Classic, 1995, 1997; Diamond Club Classic, 1995
Tracy Reid: Cellular One/Carolinas Holiday Beach Classic, 1995, 1996, 1997; Diamond Club Classic, 1995; Big Four Classic, 1997; LMU/Furama Hotel Thanksgiving Classic, 1998
Chanel Wright: Cellular One Holiday Beach Classic, 1997; Rainbow Wahine Classic, 1999
Juana Brown: LMU/Furama Hotel Thanksgiving Classic, 1998
LaQuanda Barksdale: Wachovia Women's Invitational, 2000
Nikki Teasley: Winthrop Lady Eagle Classic, 2002 (MVP)
Coretta Brown: Winthrop Lady Eagle Classic, 2002; Rainbow Wahine Classic, 2003
Candace Sutton: Winthrop Lady Eagle Classic, 2002; Rainbow Wahine Classic, 2003
Erlana Larkins: UNLV Lady Rebel Shootout, 2004
Leah Metcalf: UNLV Lady Rebel Shootout, 2004
Ivory Latta: Rainbow Wahine Classic, 2006
Camille Little: Rainbow Wahine Classic, 2006
Rashanda McCants: Preseason WNIT, 2008
Iman McFarland: Junkanoo Jam, 2008
Jessica Breland: Rainbow Wahine Showdown, 2010
Xyline McDaniel: Preseason WNIT, 2012

AIAW All-State Team Members

Cathy Daniels: 1975, 1976, 1977
Cathy Shoemaker: 1976, 1977, 1978
Bernadette McGlade: 1977, 1979
Linda Matthews: 1979
Kathy Crawford: 1981

History and Records 1,000-Point Scorers

Ivory Latta – 2,285 career points

Guard • 5-6 • McConnells, S.C. (York Comprehensive High School)



YR	G-GS	FG-A	PCT	3FG-A	PCT	FT-A	PCT	REB-AV	A	TO	BLK	STL	PTS-AV
03-04	31-29	140-387	36.2	61-176	34.7	92-118	78.0	88-2.8	110	96	4	60	433-14.0
04-05	34-33	184-438	42.0	92-232	39.7	132-153	86.3	92-2.7	147	121	6	57	592-17.4
05-06	35-35	211-464	45.6	85-212	40.1	138-162	85.2	74-2.1	181	126	2	80	645-18.4
06-07	38-38	198-482	41.1	107-266	40.2	112-131	85.5	81-2.1	161	136	4	60	615-16.2
Career	138-135	733-1771	41.4	345-886	38.9	474-564	84.0	335-2.4	599	479	16	258	2285-16.6

Tracy Reid – 2,200 career points

Forward • 5-11 • Miami, Fla. (Miami Central High School)



YR	G-GS	FG-A	PCT	3FG-A	PCT	FT-A	PCT	REB-AV	A	TO	BLK	STL	PTS-AV
94-95	35-19	178-361	49.3	4-18	22.2	91-151	60.3	244-7.0	38	86	10	55	451-12.9
95-96	23-18	188-345	54.5	2-6	33.3	61-98	62.2	205-8.9	30	70	2	50	439-19.1
96-97	30-22	253-477	53.0	2-5	40.0	115-189	60.8	304-10.1	29	99	18	68	623-20.8
97-98	33-32	267-496	53.8	1-3	33.3	152-250	60.8	312-9.5	34	99	23	74	687-20.8
Career	121-91	886-1679	52.8	9-32	28.1	419-688	60.9	1065-8.8	131	354	53	247	2200-18.2

Tonya Sampson – 2,143 career points

Guard • 5-9 • Clinton, N.C. (Clinton High School)



YR	G-GS	FG-A	PCT	3FG-A	PCT	FT-A	PCT	REB-AV	A	TO	BLK	STL	PTS-AV
90-91	28-23	156-361	43.2	16-44	36.4	90-138	65.2	201-7.2	51	100	14	84	418-14.9
91-92	31-22	181-417	43.4	65-179	36.3	73-118	61.9	211-6.8	68	108	14	76	500-16.1
92-93	30-28	217-468	46.4	60-174	34.5	157-186	73.7	245-8.2	91	111	8	111	631-21.0
93-94	34-32	210-504	41.7	53-176	30.1	121-148	81.8	267-7.9	123	139	33	119	594-17.5
Career	123-105	764-1753	43.6	194-573	33.9	441-590	74.7	924-7.5	333	458	69	390	2143-17.4

Charlotte Smith – 2,094 career points

Forward • 6-0 • Shelby, N.C. (Shelby High School)



YR	G-GS	FG-A	PCT	3FG-A	PCT	FT-A	PCT	REB-AV	A	TO	BLK	STL	PTS-AV
91-92	31-29	175-360	48.6	1-10	10.0	99-155	63.9	251-8.1	23	78	12	33	450-14.5
92-93	30-30	172-377	45.6	6-21	28.6	96-157	61.1	269-9.0	63	92	21	56	446-14.9
93-94	33-32	196-390	50.3	9-32	28.1	112-159	70.4	304-9.2	74	101	20	47	513-15.5
94-95	35-35	249-467	53.3	13-46	28.3	174-267	65.2	376-10.7	103	122	25	63	685-19.6
Career	129-126	792-1594	49.7	29-109	26.6	481-738	65.2	1200-9.3	263	393	78	199	2094-16.2

Pam Leake – 2,001 career points

Guard • 5-7 • Chapel Hill, N.C. (Chapel Hill High School)



YR	G-GS	FG-A	PCT	3FG-A	PCT	FT-A	PCT	REB-AV	A	TO	BLK	STL	PTS-AV
82-83	30-30	124-277	44.8	-----	-----	55-74	74.3	123-4.1	115	81	8	73	303-10.1
83-84	32-30	159-341	46.6	-----	-----	65-95	68.4	141-4.4	105	97	5	84	383-11.9
84-85	31-28	255-519	49.1	-----	-----	110-147	74.8	161-5.2	160	135	5	119	620-20.0
85-86	31-30	296-572	51.7	-----	-----	103-145	71.0	165-5.3	165	135	7	125	695-22.4
Career	124-118	834-1709	48.8	-----	-----	333-535	62.2	590-4.8	545	448	25	401	2001-16.1

Tresa Brown – 1,931 career points

Center • 6-2 • Raleigh, N.C. (Sanderson High School)



YR	G-GS	FG-A	PCT	3FG-A	PCT	FT-A	PCT	REB-AV	A	TO	BLK	STL	PTS-AV
80-81	31	136-253	53.8	-----	-----	75-114	65.8	208-6.7	29	n/a	20	36	357-11.5
81-82	29	170-327	52.0	-----	-----	74-106	69.8	211-7.3	58	92	17	27	414-14.3
82-83	30	207-369	56.0	-----	-----	100-144	69.4	219-7.3	70	71	42	28	514-17.1
83-84	31	272-485	56.0	-----	-----	102-125	81.6	263-8.48	72	87	33	40	646-20.8
Career	121	785-1434	54.7	-----	-----	351-489	71.8	901-7.4	229	n/a	112	158	1931-16.0

Erlana Larkins – 1,927 career points

Forward • 6-1 • Riviera Beach, Fla. (The Benjamin School)



YR	G-GS	FG-A	PCT	3FG-A	PCT	FT-A	PCT	REB-AV	A	TO	BLK	STL	PTS-AV
04-05	34-25	181-297	60.9	0-5	0.0	134-163	82.2	242-7.1	55	73	36	70	496-14.6
05-06	35-35	180-317	56.8	4-9	44.4	118-168	70.2	251-7.2	86	77	36	77	482-13.8
06-07	37-37	182-321	56.7	0-4	0.0	112-165	67.9	349-9.4	103	90	20	81	476-12.9
07-08	35-35	174-330	52.7	0-0	0.0	125-208	60.1	331-9.5	108	118	21	66	473-13.5
Career	141-132	717-1255	57.1	4-18	22.2	489-704	69.7	1173-8.3	352	348	113	294	1927-13.7

Nikki Teasley – 1,822 career points

Guard • 6-0 • Washington, D.C. (St. John's at Prospect Hall)



YR	G-GS	FG-A	PCT	3FG-A	PCT	FT-A	PCT	REB-AV	A	TO	BLK	STL	PTS-AV
97-98	30-24	131-316	41.5	51-142	35.9	74-96	77.1	104-3.5	166	103	4	57	387-12.9
98-99	36-30	193-467	41.3	57-182	31.3	112-163	68.7	169-4.7	211	112	19	95	555-15.4
99-00	26-16	131-336	39.0	51-161	31.7	66-81	81.5	104-4.0	162	87	5	59	379-14.6
01-02	33-28	146-398	36.7	77-209	36.8	132-153	86.3	145-4.4	189	99	13	69	501-15.2
Career	125-98	601-1517	39.6	236-694	34.0	384-493	77.9	522-4.2	728	401	41	280	1822-14.6

History and Records

1,000-Point Scorers

Kathy Crawford – 1,806 career points

Forward • 6-0 • Youngsville, N.C. (Bunn High School)



YR	G-GS	FG-A	PCT	3FG-A	PCT	FT-A	PCT	REB-AV	A	TO	BLK	STL	PTS-AV
79-80	36	161-355	45.4	----	----	49-81	60.5	224-6.2	24	n/a	8	58	371-10.3
80-81	30	185-356	52.0	----	----	74-103	71.8	230-7.7	36	n/a	6	56	444-14.8
81-82	28	176-311	56.6	----	----	84-107	78.5	205-7.3	44	87	3	50	436-15.6
82-83	30	248-398	62.3	----	----	59-96	61.4	211-7.0	62	64	10	62	555-18.5
Career	124	770-1420	54.2	----	----	266-387	68.7	870-7.0	166	n/a	27	226	1806-14.6

Chanel Wright – 1,805 career points

Guard/Forward • 6-0 • Baltimore, Md. (Western High School)



YR	G-GS	FG-A	PCT	3FG-A	PCT	FT-A	PCT	REB-AV	A	TO	BLK	STL	PTS-AV
95-96	27-25	135-331	40.8	30-112	26.8	71-113	62.8	171-6.3	54	84	5	41	371-13.7
96-97	32-31	178-403	44.2	54-154	35.1	70-108	64.8	174-5.4	117	106	8	62	480-15.0
97-98	34-31	168-396	42.4	40-129	31.0	98-127	77.2	126-3.7	100	83	11	78	474-13.9
98-99	35-33	161-404	39.9	19-80	23.8	139-192	72.4	186-5.3	95	95	9	50	480-13.7
Career	128-120	642-1534	41.9	143-475	30.1	378-540	70.0	657-5.1	366	368	33	231	1805-14.1

LaQuanda Barksdale – 1,787 career points

Forward • 5-11 • Winston-Salem, N.C. (West Forsyth High School)



YR	G-GS	FG-A	PCT	3FG-A	PCT	FT-A	PCT	REB-AV	A	TO	BLK	STL	PTS-AV
97-98	32-0	63-130	48.5	8-23	34.8	20-27	74.1	77-2.4	11	27	8	18	154-4.8
98-99	36-30	213-435	49.0	17-54	31.5	57-73	78.1	281-7.8	30	65	33	46	500-13.9
99-00	33-33	230-516	44.6	16-39	41.0	105-135	77.8	285-8.6	41	78	3	49	581-17.6
00-01	29-29	217-483	44.9	33-92	35.9	85-118	72.0	334-11.5	41	72	15	42	552-19.0
Career	130-92	723-1564	46.2	74-208	35.6	267-353	75.6	977-7.5	123	242	59	155	1787-13.7

Dawn Royster – 1,778 career points

Forward/Center • 6-0 • Nyack, N.Y. (Nyack High School)



YR	G-GS	FG-A	PCT	3FG-A	PCT	FT-A	PCT	REB-AV	A	TO	BLK	STL	PTS-AV
83-84	32-31	134-268	50.0	----	----	72-108	66.7	281-8.8	29	91	84	26	340-10.6
84-85	32-32	276-519	53.2	----	----	101-190	53.2	379-11.8	44	91	114	58	653-20.4
85-86	17-13	104-208	50.0	----	----	36-69	52.2	159-9.4	16	38	41	17	244-14.4
86-87	29-29	231-450	51.3	----	----	79-114	69.3	288-9.9	60	94	90	44	541-18.7
Career	110-105	745-1445	51.6	----	----	288-481	59.9	1107-10.1	149	314	329	145	1778-16.2

Camille Little – 1,773 career points

Forward/Guard • 6-2 • Winston-Salem, S.C. (Carver High School)



YR	G-GS	FG-A	PCT	3FG-A	PCT	FT-A	PCT	REB-AV	A	TO	BLK	STL	PTS-AV
03-04	31-30	167-326	51.2	17-52	32.7	91-123	74.0	246-7.9	35	69	13	40	442-14.3
04-05	34-33	151-336	44.9	26-60	43.3	73-107	68.2	202-5.9	56	100	16	70	401-11.8
05-06	35-35	153-337	45.4	30-76	38.0	72-109	66.1	192-5.5	74	81	14	68	408-11.7
06-07	38-38	198-410	48.3	26-84	31.0	100-145	69.0	223-5.9	102	132	12	99	522-13.7
Career	138-136	669-1409	47.5	99-275	36.0	336-484	69.4	863-6.3	267	382	55	277	1773-12.8

Marion Jones – 1,716 career points

Guard • 5-10 • Thousand Oaks, Calif. (Thousand Oaks High School)



YR	G-GS	FG-A	PCT	3FG-A	PCT	FT-A	PCT	REB-AV	A	TO	BLK	STL	PTS-AV
93-94	35-31	198-374	52.9	21-75	28.0	77-108	71.3	145-4.1	105	114	29	111	494-14.1
94-95	35-34	241-459	52.5	34-114	29.8	112-171	65.5	174-5.0	168	112	30	124	628-17.9
96-97	32-28	231-431	53.6	23-86	26.7	109-166	65.7	150-4.7	130	99	19	99	594-18.6
Career	102-93	670-1264	53.0	78-275	28.4	298-445	67.0	469-4.6	403	325	78	334	1716-16.8

Italee Lucas – 1,703 career points

Guard • 5-8 • Las Vegas, Nev. (Centennial High School)



YR	G-GS	FG-A	PCT	3FG-A	PCT	FT-A	PCT	REB-AV	A	TO	BLK	STL	PTS-AV
07-08	36-2	71-194	36.6	21-77	27.3	15-25	60.0	60-1.7	97	121	0	43	178-4.9
08-09	35-31	176-382	46.1	70-178	39.3	64-81	79.0	121-3.5	99	104	3	60	486-13.9
09-10	30-22	158-395	40.0	56-163	34.4	69-88	78.4	115-3.8	75	97	4	44	441-14.7
10-11	37-37	229-526	43.5	79-235	33.6	61-81	75.3	113-3.1	98	109	2	45	598-16.2
Career	138-92	634-1497	42.4	226-653	34.6	209-275	76.0	409-3.0	369	431	9	192	1703-12.3

Coretta Brown – 1,687 career points

Guard • 5-8 • Statesboro, Ga. (Southeast Bulloch High School)



YR	G-GS	FG-A	PCT	3FG-A	PCT	FT-A	PCT	REB-AV	A	TO	BLK	STL	PTS-AV
99-00	33-11	48-160	30.0	13-49	26.5	26-41	63.4	56-1.7	59	48	1	33	135-4.1
00-01	29-29	156-408	38.2	51-138	37.0	99-145	68.3	138-4.8	193	113	6	37	462-15.9
01-02	35-35	216-496	43.5	99-251	39.4	67-93	72.0	175-5.0	118	80	6	56	598-17.1
02-03	34-33	157-396	39.6	88-223	39.5	90-108	83.3	123-3.6	147	116	2	59	492-14.5
Career	131-108	577-1460	39.5	251-661	38.0	282-387	72.9	492-3.8	517	357	15	185	1687-12.9

History and Records 1,000-Point Scorers

Rashanda McCants – 1,609 career points

Guard/Forward • 6-1 • Asheville, N.C. (Asheville High School)



YR	G-GS	FG-A	PCT	3FG-A	PCT	FT-A	PCT	REB-AV	A	TO	BLK	STL	PTS-AV
05-06	34-0	76-201	37.8	23-77	29.9	21-37	56.8	103-3.0	51	49	15	42	196-5.8
06-07	38-38	134-301	44.5	32-120	26.7	56-77	72.7	162-4.3	83	87	21	82	356-9.4
07-08	36-35	226-506	44.7	29-103	28.2	88-140	62.9	237-6.6	118	108	22	80	569-15.8
08-09	34-33	193-424	45.5	18-63	28.6	84-134	62.7	219-6.4	71	88	20	43	488-14.4
Career	142-106	629-1432	43.9	102-363	28.1	249-388	64.2	721-5.1	323	332	78	247	1609-11.3

Bernadette McGlade – 1,604 career points

Forward/Center • 6-0 • Glouster City, N.J. (Catholic High School)



YR	G-GS	FG-A	PCT	3FG-A	PCT	FT-A	PCT	REB-AV	A	TO	BLK	STL	PTS-AV
76-77	24	122-324	37.7	-----	-----	38-71	53.5	297-12.4	27	n/a	n/a	n/a	282-11.8
77-78	29	123-313	39.2	-----	-----	51-78	65.4	250-8.6	42	n/a	n/a	n/a	297-10.2
78-79	32-32	195-411	47.4	-----	-----	80-126	63.5	318-9.9	67	123	6	68	470-14.7
79-80	36	224-478	46.9	-----	-----	107-158	67.7	386-10.7	113	n/a	6	73	555-15.4
Career	121	664-1526	43.5	-----	-----	276-433	63.7	1251-10.3	249	n/a	n/a	n/a	1604-13.3

Cetera DeGraffenreid - 1,562 career points

Guard • 5-6 • Culowhee, N.C. (Smoky Mountain High School)



YR	G-GS	FG-A	PCT	3FG-A	PCT	FT-A	PCT	REB-AV	A	TO	BLK	STL	PTS-AV
07-08	36-30	132-310	42.6	25-93	26.9	127-171	74.3	88-2.4	111	93	3	76	416/11.6
08-09	35-31	120-302	39.7	16-75	21.3	159-211	75.4	100-2.9	145	85	3	100	415/11.9
09-10	31-26	126-322	39.1	15-55	27.3	173-218	79.4	119-3.8	157	103	3	99	440/14.2
10-11	37-37	94-220	42.7	18-61	29.5	85-120	70.8	112-3.0	176	76	2	96	291/7.9
Career	139-124	472-1154	40.9	74-284	26.1	544-720	75.6	419-3.0	589	357	11	371	1562/11.2

Kathy Wilson – 1,551 career points

Forward • 6-2 • Marietta, Ga. (Walton High School)



YR	G-GS	FG-A	PCT	3FG-A	PCT	FT-A	PCT	REB-AV	A	TO	BLK	STL	PTS-AV
84-85	32-30	139-329	42.2	-----	-----	76-104	73.1	196-6.1	48	104	13	31	354-11.1
85-86	26-21	143-281	50.9	-----	-----	75-100	75.0	175-6.7	27	83	10	28	361-13.9
86-87	29-21	109-243	44.9	-----	-----	71-93	76.3	146-5.0	47	73	15	39	289-10.0
87-88	27-26	200-419	47.7	32-82	39.0	115-148	77.7	224-8.3	56	121	20	33	547-20.3
Career	114-98	591-1272	46.5	32-82	39.0	337-445	75.7	741-6.5	178	381	58	131	1551-13.6

Jessica Breland – 1,535 career points

Forward • 6-3 • Kelford, N.C. (Bertie High School)



YR	G-GS	FG-A	PCT	3FG-A	PCT	FT-A	PCT	REB-AV	A	TO	BLK	STL	PTS-AV
06-07	37-0	99-182	54.4	3-7	42.9	40-59	67.8	156-4.5	30	73	49	35	241-6.5
07-08	36-3	156-294	53.1	2-13	15.4	66-94	70.2	257-7.1	42	75	74	41	380-10.6
08-09	35-27	192-374	51.3	7-15	46.7	102-133	76.7	298-8.5	60	116	108	52	493-14.1
10-11	34-28	172-389	44.2	6-25	24.0	71-108	65.7	240-7.1	54	93	64	39	421-12.4
Career	142-58	619-1239	50.0	18-60	30.0	279-394	70.8	960-6.8	186	357	295	169	1535-10.8

Juana Brown – 1,473 career points

Guard • 5-11 • Memphis, Tenn. (Harding Academy)



YR	G-GS	FG-A	PCT	3FG-A	PCT	FT-A	PCT	REB-AV	A	TO	BLK	STL	PTS-AV
97-98	32-19	109-274	39.8	17-77	22.1	47-64	73.4	144-4.5	58	38	2	52	282-8.8
98-99	35-32	190-434	43.8	64-160	40.0	67-109	61.5	183-5.2	73	58	6	51	511-14.6
99-00	30-27	116-340	34.1	38-136	27.9	38-53	71.7	171-5.7	62	54	8	50	308-10.3
00-01	27-25	141-343	41.1	49-133	36.8	41-57	71.9	126-4.7	92	76	7	49	372-13.8
Career	124-103	556-1391	40.0	168-506	33.2	193-283	68.2	624-5.0	285	226	23	202	1473-11.9

Henrietta Walls – 1,458 career points

Forward • 6-2 • Southmont, N.C. (Central Davidson High School)



YR	G-GS	FG-A	PCT	3FG-A	PCT	FT-A	PCT	REB-AV	A	TO	BLK	STL	PTS-AV
79-80	36	145-366	39.6	-----	-----	60-96	62.5	284-7.9	23	n/a	38	74	350-9.7
80-81	30	162-309	52.4	-----	-----	62-102	60.8	250-8.3	30	n/a	28	39	386-12.9
81-82	27-22	152-320	47.5	-----	-----	53-68	77.9	231-8.6	31	57	11	57	357-13.2
82-83	30-30	149-295	52.3	-----	-----	67-97	69.1	259-8.6	50	85	18	65	365-12.2
Career	123	608-1290	47.1	-----	-----	242-363	66.7	1024-8.3	134	n/a	96	237	1458-11.9

Candace Sutton – 1,332 career points

Center • 6-6 • Kettering, Md. (Largo High School)



YR	G-S	FG-A	PCT	3FG-A	PCT	FT-A	PCT	REB-AV	A	TO	BLK	STL	PTS-AV
00-01	28-24	113-233	48.5	0-0	0.0	48-81	59.3	157-5.6	18	30	40	15	274-9.8
01-02	34-33	174-373	46.6	0-0	0.0	59-116	50.9	211-6.2	20	43	67	32	407-12.0
02-03	34-33	148-300	49.3	0-0	0.0	70-131	53.4	193-5.7	27	50	51	27	366-10.8
03-04	30-30	107-208	51.4	0-0	0.0	71-104	68.3	194-6.5	16	47	50	16	285-9.5
Career	126-120	542-1114	48.7	0-0	0.0	248-432	57.4	755-6.0	81	170	208	90	1332-10.6

History and Records

1,000-Point Scorers

Cathy Shoemaker – 1,316 career points

Forward • 5-10 • North Charleston, S.C. (Chicora High School)



YR	G	FG-A	PCT	3FG-A	PCT	FT-A	PCT	REB-AV	A	TO	BLK	STL	PTS-AV
75-76	22	135-348	38.8	-----	-----	47-85	55.3	185-8.4	28	n/a	n/a	n/a	317-14.4
76-77	19	97-227	42.3	-----	-----	31-54	57.4	82-4.3	58	n/a	n/a	n/a	225-11.8
77-78	29	166-360	46.1	-----	-----	67-96	69.7	163-5.6	39	n/a	n/a	n/a	399-13.8
78-79	31	149-326	45.7	-----	-----	77-118	65.3	174-5.4	39	103	n/a	49	375-11.7
Career	101	547-1261	43.3	-----	-----	222-353	62.9	604-6.0	164	n/a	n/a	n/a	1316-13.0

Chay Shegog – 1,313 career points

Forward/Center • 6-5 • Stafford, Va. (Brooke Point High School)



YR	G-GS	FG-A	PCT	3FG-A	PCT	FT-A	PCT	REB-AV	A	TO	BLK	STL	PTS-AV
08-09	35-0	101-203	49.8	0-0	0.0	49-79	62.0	155-4.4	25	58	41	28	251-7.2
09-10	29-23	112-217	51.6	0-0	0.0	33-60	55.0	175-6.0	25	73	21	20	257-8.9
10-11	36-28	122-238	51.3	0-0	0.0	77-104	74.0	175-4.9	28	68	40	26	321-8.9
11-12	31-31	194-367	52.9	0-0	0.0	96-162	59.3	213-6.9	50	86	71	40	484-15.6
Career	131-82	529-1025	51.6	0-0	0.0	255-405	63.0	718-5.5	128	285	173	114	1313-10.0

La'Tangela Atkinson – 1,235 career points

Guard/Forward • 6-2 • Bishopville, S.C. (Lee Central High School)



YR	G-GS	FG-A	PCT	3FG-A	PCT	FT-A	PCT	REB-AV	A	TO	BLK	STL	PTS-AV
02-03	34-21	126-280	45.0	4-17	23.5	75-149	50.3	281-8.3	90	103	15	46	331-9.7
03-04	31-29	123-246	50.0	10-34	29.4	50-75	66.7	251-8.1	89	102	10	46	306-9.8
04-05	34-33	113-245	46.1	12-49	24.5	43-68	63.2	250-7.4	88	80	16	69	281-8.3
05-06	35-35	135-244	55.3	7-34	20.6	40-64	62.5	230-6.6	107	96	22	56	317-9.1
Career	135-118	497-1015	49.0	33-134	24.6	208-356	58.4	1012-7.6	374	381	63	217	1235-9.2

Nikita Bell – 1,223 career points

Forward/Guard • 6-0 • Columbus, Ga. (Spencer High School)



YR	G-GS	FG-A	PCT	3FG-A	PCT	FT-A	PCT	REB-AV	A	TO	BLK	STL	PTS-AV
01-02	35-8	81-195	41.5	5-16	31.2	25-41	61.0	133-3.8	26	54	2	59	192-5.5
02-03	33-26	160-335	47.8	0-5	0.0	57-98	58.2	184-5.6	59	88	6	84	377-11.4
03-04	31-16	123-273	45.1	1-14	07.1	45-69	65.2	168-5.4	50	77	9	74	292-9.4
04-05	34-27	150-328	45.7	2-12	16.7	60-107	56.1	190-5.6	62	90	12	105	362-10.6
Career	133-77	514-1131	45.4	8-47	17.0	187-315	59.4	675-5.1	197	309	29	322	1223-9.2

LaToya Pringle – 1,208 career points

Forward/Center • 6-3 • Fayetteville, N.C. (Seventy-First High School)



YR	G-GS	FG-A	PCT	3FG-A	PCT	FT-A	PCT	REB-AV	A	TO	BLK	STL	PTS-AV
04-05	30-0	47-72	65.3	0-1	0.0	44-66	66.7	89-3.0	1	20	45	13	138-4.6
05-06	35-1	60-103	58.3	0-0	0.0	70-94	74.5	155-4.4	20	56	75	39	190-5.4
06-07	38-38	137-249	55.0	0-1	0.0	96-131	73.3	286-7.5	22	69	121	45	370-9.7
07-08	35-35	174-298	58.4	1-1	100.0	161-215	74.9	252-7.2	29	60	95	50	510-14.6
Career	138-74	418-722	57.9	1-3	33.3	371-506	73.3	782-5.7	72	205	336	147	1208-8.8

Sylvia Crawley – 1,158 career points

Center • 6-5 • Wintersville, Ohio (Steubenville High School)



YR	G-GS	FG-A	PCT	3FG-A	PCT	FT-A	PCT	REB-AV	A	TO	BLK	STL	PTS-AV
90-91	28-13	48-104	46.2	0-1	0.0	15-46	32.6	100-3.6	8	40	30	9	111-4.0
91-92	31-26	110-240	45.8	0-0	0.0	34-63	54.0	137-4.4	7	40	30	18	254-8.2
92-93	30-29	137-255	53.7	0-0	0.0	42-63	66.7	163-5.4	15	49	23	25	316-10.5
93-94	35-33	195-354	55.1	0-0	0.0	87-139	62.6	182-5.2	32	71	40	38	477-13.6
Career	124-101	490-953	51.4	0-1	0.0	178-311	57.2	582-4.7	62	200	123	90	1158-9.3

Tia Poindexter – 1,117 career points

Forward • 6-0 • Lexington, Va. (Lexington High School)



YR	G-GS	FG-A	PCT	3FG-A	PCT	FT-A	PCT	REB-AV	A	TO	BLK	STL	PTS-AV
84-85	32-29	97-230	42.2	-----	-----	56-90	62.2	238-7.4	32	87	19	47	250-7.8
85-86	29-20	87-194	44.8	-----	-----	62-96	64.6	199-6.9	30	67	20	40	236-8.1
86-87	29-26	95-198	48.0	-----	-----	92-125	73.6	169-5.8	49	70	16	35	282-9.7
87-88	27-23	132-273	48.4	0-0	0.0	85-127	66.9	246-9.1	33	75	22	26	349-12.9
Career	117-98	411-895	45.9	0-0	0.0	295-438	67.4	852-7.3	144	299	77	148	1117-9.5

Tierra Ruffin-Pratt – 1,107 career points

Guard • 5-10 • Alexandria, Va. (T.C. Williams High School)



YR	G-GS	FG-A	PCT	3FG-A	PCT	FT-A	PCT	REB-AV	A	TO	BLK	STL	PTS-AV
09-10	30-19	72-231	31.2	6-45	13.3	39-71	54.9	166-5.5	44	54	8	38	189/6.3
10-11	36-16	88-261	33.7	5-40	12.5	43-64	67.2	238-6.6	88	63	10	41	224/6.2
11-12	18-15	61-195	31.3	2-19	10.5	29-44	65.9	92-5.1	51	62	18	37	153/8.5
12-13	35-33	179-472	37.9	15-62	24.2	168-241	69.7	129-3.7	159	153	27	93	541/15.5
Career	119-82	400-1159	34.5	28-166	16.9	279-420	66.4	625-5.3	342	332	63	209	1107/9.3

Aprille Shaffer – 1,053 career points

Guard • 5-4 • High Point, N.C. (Andrews High School)



YR	G	FG-A	PCT	3FG-A	PCT	FT-A	PCT	REB-AV	A	TO	BLK	STL	PTS-AV
77-78	29	95-224	42.4	-----	-----	23-38	60.5	60-2.1	55	n/a	n/a	n/a	213-7.3
78-79	32	123-263	46.8	-----	-----	30-39	76.9	64-2.0	108	102	n/a	54	276-8.6
79-80	36	124-289	42.9	-----	-----	43-60	71.7	55-1.5	98	n/a	4	58	291-8.1
80-81	31	120-295	40.7	-----	-----	33-51	64.7	51-1.6	134	n/a	3	37	273-8.8
Career	128	462-1071	43.1	-----	-----	129-188	68.6	230-1.8	395	n/a	n/a	n/a	1053-8.2

Leah Metcalf – 1,020 career points

Guard • 5-7 • Charlotte, N.C. (Charlotte Christian High School)



YR	G-GS	FG-A	PCT	3FG-A	PCT	FT-A	PCT	REB-AV	A	TO	BLK	STL	PTS-AV
01-02	35-34	102-309	33.0	44-162	27.2	60-83	72.3	97-2.8	131	103	3	68	308-8.8
02-03	34-17	107-289	37.0	44-134	32.8	62-88	70.5	109-3.2	146	86	1	64	320-9.4
03-04	30-17	70-220	31.8	39-121	32.2	31-45	68.9	89-3.0	115	74	4	51	210-7.0
04-05	31-14	58-194	29.9	35-125	28.0	31-37	83.8	87-2.8	108	61	1	41	182-5.9
Career	130-82	337-1012	33.3	162-542	29.9	184-253	72.7	382-2.9	500	324	9	224	1020-7.8



Covering UNC Women's Basketball

Games at UNC:

All media members wishing to cover a women's basketball game at UNC should contact Mark Kimmel, Assistant Director of Athletic Communications, to reserve a credential. Credentials will be required for access to press row and the postgame press conference. Season credentials are available for those covering the team on a regular basis.

Game notes, statistics, work space and several phone lines are available in the Carmichael press room. When viewing the court from press row, the press room is located upstairs to the left.

High-speed wireless internet access is available in the media room and courtside.

Visiting Radio:

Analog phone lines as well as ISDN lines are available for use by all opponent radio stations free of charge.

Postgame Interviews:

Following each game, UNC coach Sylvia Hatchell and requested Carolina players will be available for interviews. After home games, interviews will be conducted in the press room, which is on the concourse level.

Other Interviews with Players and Coaches:

Interview requests for players or coaches should be directed to Mark Kimmel in the UNC Athletic Communications office at (919) 962-0084. In general, interviews will be conducted in the afternoons, before or after practice. Please make interview requests at least one day in advance.

Attending UNC Practices:

Carolina women's basketball practices usually are open to members of the media. However, advance notice that you will be attending is appreciated. Please call Mark Kimmel in the UNC Athletic Communications office at (919) 962-0084 for practice times.

GoHeels.com:

Notes, statistics and archival information are available on the UNC athletic department website, **GoHeels.com**. Game notes will be posted prior to each game.

Atlantic Coast Conference Media Teleconference:

The 12 ACC basketball coaches will be featured on a teleconference prior to the ACC Tournament. To participate in the teleconference, members of the media may call (913) 312-6672.

For more information, go to TheACC.com or call Amy Ufnowski at the ACC Media Relations office at (336) 851-6062.

UNC Athletic Communications

Women's Basketball Contact.....Mark Kimmel
Office phone (919) 962-0084
Cell phone (919) 619-3344
Fax..... (919) 962-0612
Email.....mkimmel@unc.edu



Office Information

Phone (919) 962-2123
Fax..... (919) 962-0612
Mailing address P.O. Box 2126, Chapel Hill, NC 27515
Overnight address Koury Natatorium
..... Bowles Drive, Chapel Hill, NC 27514

Athletic Communications Staff

Associate A.D. for Communications Steve Kirschner
Assistant A.D. for Communications Kevin Best
Associate Directors of Athletic Communications Dave Lohse
..... Matt Bowers
..... Dana Gelin
Assistant Directors of Athletic Communications Bobby Hundley
..... Mark Kimmel
Athletic Communications Administrative Assistant..... Lee Snyder
Athletic Communications Assistants..... Helen Buchanan
..... Abbey Doran
Sports Information Director Emeritus Rick Brewer

Directions to Carmichael Arena

FROM THE RDU AIRPORT AND POINTS EAST

Take I-40 West to exit 273A. Follow Highway 54 West toward Chapel Hill. After passing under the 15-501 overpass, the road will go up a hill and into campus. Carmichael will be on your left, adjacent to the Hooker Intramural Fields and shortly after the traffic light at the corner of campus.

FROM VIRGINIA AND POINTS NORTH

Follow I-85 South toward Durham. At exit 174, stay in the left-hand lane to get on 15-501 South. Follow 15-501 South to the Highway 54 junction, where you will exit to the right, following signs for the UNC campus. Proceed up the hill into campus. Carmichael will be on your left.

FROM POINTS WEST

Take I-85 North to I-40 East. Follow I-40 East to exit 270, 15-501 South. Follow 15-501 South to the Highway 54 junction, where you will exit to the right, following signs for the UNC campus. Proceed up the hill into campus. Carmichael will be on your left.

FROM POINTS SOUTH

Take I-77 North to I-85 North to I-40 East. Follow I-40 East to exit 270, 15-501 South. Follow 15-501 South to the Highway 54 junction, where you will exit to the right, following signs for the UNC campus. Proceed up the hill into campus. Carmichael will be on your left.

**IT STARTS WITH THE FUSE THAT THE GAME LIGHTS INSIDE US.
PASSION IS EXCHANGED BETWEEN THE COURT AND THE STANDS.
ENERGY BECOMES SYNERGY.
OUR UNCOMMON DESIRE BECOMES OUR COMMON GROUND.
BECAUSE THIS SEASON, IT'S ABOUT INTENSITY.
IT'S DRIVEN BY INNOVATION THAT ELEVATES,
AND SPEED THAT WILL RISE.
THE GAME WILL BECOME FASTER,
AND PRIDE WILL BURN HOTTER.
IN ARENAS ALL OVER THE COUNTRY,
INTENSITY WILL INSPIRE COLLEGE FANS
AND COLLEGE PLAYERS
TO UNITE AS ONE.**





THE RAMS CLUB



More than
\$175M
in Scholarship
support provided
since 1938.



Over
17,000
Scholarships
provided
since 1938.



On December 7, 1938, a group of UNC supporters took a step that forever changed the face of Carolina Athletics.

The incorporation of The Educational Foundation (a.k.a. The Rams Club) has resulted in hundreds of millions of dollars in scholarship support to thousands of Carolina student-athletes; financial assistance only made possible through the commitment from tens of thousands of Rams Club members over the past 75 years.

While the generosity and longevity of The Rams Club has been remarkable, these have only been THE FIRST 75 YEARS of supporting Carolina's student-athletes. As we recognize this milestone over the course of this next year, we'll celebrate the tremendous accomplishments made possible with member support and look forward to the achievements that are yet to come.

Members of The Rams Club enjoy many great benefits - the most rewarding benefit being your commitment to provide opportunities for worthy young men and women to represent Carolina. Members also receive ticket priority over the general public for football, men's and women's basketball and baseball as well as exclusive access to the latest Carolina news and special events. For more information on how you can help secure the future success of Carolina Athletics and enjoy the benefits of being a Rams Club member, visit RamsClub.com.

As we remember the incredible on-field and off-field achievements of Carolina student-athletes since 1938, it's important we also continue to realize that we're not done. There will be another four-time All American, another Olympian, another revolutionary doctor, another innovative businessman, another amazing mother – with your continued support, we can all look forward to seeing who they will be. After all, these really have only been THE FIRST 75.

OUR MISSION

The Educational Foundation, Inc., was chartered December 7, 1938, to provide assistance to the University of North Carolina at Chapel Hill

for the following: to offer financial aid to worthy young men and women seeking an education at the University of North Carolina at Chapel Hill, and to support University programs by providing services and funds for the construction of facilities or purchase of equipment.



Redshirt Junior Latifah Coleman



JUNIORS



SOPHOMORES



FRESHMEN



2013-14

Nov. 8 Air Force

Nov. 11 Tennessee

Nov. 17 at UCLA

Nov. 21 Coastal Carolina

Nov. 24 Coppin State

CANCUN CHALLENGE

Nov. 28 Arkansas St.

Nov. 29 Arizona St.

Nov. 30 Illinois

ACC/BIG TEN CHALLENGE

Dec. 4 Nebraska

Dec. 14 Charleston So.

Dec. 16 vs. New Orleans

Dec. 18 vs. South Carolina

Dec. 21 High Point

Jan. 2 James Madison

Jan. 5 Maryland

Jan. 9 NC State

Jan. 12 at Florida St.

Jan. 16 Clemson

Jan. 19 at Boston College

Jan. 23 at Wake Forest

Jan. 30 Syracuse

Feb. 2 Miami

Feb. 6 at Georgia Tech

Feb. 10 at Duke

Feb. 13 Pittsburgh

Feb. 16 at NC State

Feb. 20 at Virginia

Feb. 23 Virginia Tech

Feb. 27 at Notre Dame

March 2 Duke

ACC TOURNAMENT

March 5-9